



# EUROPEAN BIRDS OF CONSERVATION CONCERN

Populations, trends  
and national responsibilities

COMPILED BY  
**ANNA STANEVA** AND **IAN BURFIELD**

  
**BirdLife**  
INTERNATIONAL  
EUROPE AND CENTRAL ASIA

## CONTENTS

...

Introduction .....	4	86		..... ITALY
References .....	9	89		..... KOSOVO
ALBANIA .....	10	92		..... LATVIA
ANDORRA .....	14	95		..... LIECHTENSTEIN
ARMENIA .....	16	97		..... LITHUANIA
AUSTRIA .....	19	100		..... LUXEMBOURG
AZERBAIJAN .....	22	102		..... MACEDONIA
BELARUS .....	26	105		..... MALTA
BELGIUM .....	29	107		..... MOLDOVA
BOSNIA AND HERZEGOVINA .....	32	110		..... MONTENEGRO
BULGARIA .....	35	113		..... NETHERLANDS
CROATIA .....	39	116		..... NORWAY
CYPRUS .....	42	119		..... POLAND
CZECH REPUBLIC .....	45	122		..... PORTUGAL
DENMARK .....	48	125		..... ROMANIA
ESTONIA .....	51	128		..... RUSSIA
FAROE ISLANDS DENMARK .....	54	132		..... SERBIA
FINLAND .....	56	135		..... SLOVAKIA
FRANCE .....	60	138		..... SLOVENIA
GEORGIA .....	64	141		..... SPAIN
GERMANY .....	67	145		..... SWEDEN
GIBRALTAR UNITED KINGDOM .....	71	148		..... SWITZERLAND
GREECE .....	72	151		..... TURKEY
GREENLAND DENMARK .....	76	155		..... UKRAINE
HUNGARY .....	78	159		..... UNITED KINGDOM
ICELAND .....	81	162		..... European population sizes and trends
IRELAND .....	83	171		..... Acknowledgements

...

## WITH SPONSORSHIP FROM



BirdLife Europe and Central Asia is a partnership of 48 national conservation organisations and a leader in bird conservation. Our unique local to global approach enables us to deliver high impact and long term conservation for the benefit of nature and people. BirdLife Europe and Central Asia is one of the six regional secretariats that compose BirdLife International. Based in Brussels, it supports the European and Central Asian Partnership and is present in 47 countries including all EU Member States. With more than 4,100 staff in Europe, two million members and tens of thousands of skilled volunteers, BirdLife Europe and Central Asia, together with its national partners, owns or manages more than 6,000 nature sites totaling 320,000 hectares.



STICHTING BIRDLIFE EUROPE GRATEFULLY ACKNOWLEDGES FINANCIAL SUPPORT FROM THE EUROPEAN COMMISSION. ALL CONTENT AND OPINIONS EXPRESSED ON THESE PAGES ARE SOLELY THOSE OF STICHTING BIRDLIFE EUROPE.

## INTRODUCTION

**One of the many challenges** associated with tackling biodiversity loss is how conservation responsibilities should be assigned to geographic or administrative entities, to help inform the allocation of limited resources. This task is straightforward in cases where the species or habitat in question is confined (i.e. endemic) to a particular country or region, but such cases are relatively rare. Many species, habitats and ecosystems occur across multiple jurisdictions, thereby increasing the risk that no particular country or authority takes responsibility for prioritising their conservation when their status deteriorates or is poor.

**Compared to most other taxa**, many European bird species are relatively widespread, owing to their dispersive and often highly migratory behaviour, and to the nature and distribution of European habitats. The observation that ‘birds know no borders’ is especially pertinent in Europe, a continent comprising some 50 countries and territories – a few of which are very large, but most are very small, especially on a global scale. Consequently, most of Europe’s c. 540 regularly occurring wild bird species are found in many European countries, with each holding an average of c. 200 breeding species (BirdLife International 2015). Hence, it is not always obvious which countries have or should take most responsibility for conserving, protecting or restoring certain species.

**A raft of policy and legal instruments** – such as the European Union (EU) Birds Directive (2009/147/EC) and Habitats Directive (92/43/EEC), the Bern Convention on the Conservation of European Wildlife and Natural Habitats, the Convention on the Conservation of Migratory Species of Wild Animals (CMS) and the Agreement on the Conservation of African-Eurasian Migratory Waterbirds (AEWA) – provide general protection to all wild bird species in Europe and their habitats, and special protection to specific subsets of species of higher conservation concern, as listed in their annexes or appendices. There is strong evidence that the special conservation measures taken for such species have a significant positive impact on population size, especially for species listed in Annex I of the Birds Directive (Donald *et al.* 2007, Sanderson *et al.* 2015).

**To conserve species**, it is essential to protect their remaining populations and habitats. It is therefore unsurprising that the focus of the implementation of policy and legal instruments in recent decades has been the protection of species and sites; in this respect, it is highly relevant to understand the national responsibilities of the signatory governments to achieving the objectives of multilateral agreements and international legislation. In particular, it is important to understand the responsibilities of EU Member States in achieving the objectives of the EU 2020 Biodiversity Strategy, which under Target 1 requires the Member States to collectively ensure that the number of bird species with a secure or improved status increases by 50%. Halting declines is an essential first step in this regard. Restoring populations and their habitats is also a priority; to date, however, no adequate framework exists to identify national responsibilities for restoration, so the development of such a framework is urgently required.

**In 1994, the first comprehensive assessment** of the conservation status of all wild bird species in Europe found that 38% were in an unfavourable condition (Tucker & Heath 1994). These species were termed Species of European Conservation Concern (SPECs). A decade later, the second assessment revealed that the situation had worsened, with 43% of species qualifying as SPECs (BirdLife International 2004a). The third assessment has just been submitted for publication in the peer-reviewed literature, so the results are not yet available (although, unsurprisingly, they are broadly similar to the first two). However, the IUCN Red List now treats 70 European bird species as being of global conservation concern (BirdLife International 2016a), compared to 40 species in 2004 (BirdLife International 2004b). Moreover, Europe’s farmland bird populations

are continuing their severe long-term decline (PECBMS 2016), while a high proportion of Europe's globally important seabird populations are now declining or threatened (Ramírez *et al.* 2017). Clearly, at least some of Europe's governments are still not taking their responsibilities seriously enough.

**This publication aims to provide clear information** to help every European country and territory identify which SPECs it holds, and thereby contribute to identifying the species that it has a high national responsibility for conserving. Most of this information is already in the public domain, especially in the species factsheets and supplementary material published online as an output of the recent *European Red List of Birds* (BirdLife International 2015). By repackaging and presenting the data by country, and highlighting which species are of global and European conservation concern, it is hoped that more governments will acknowledge their responsibilities for particular species and take them into account when deciding how to allocate resources.

**An important caveat is required.** Red Lists focus attention on species at the highest risk of extinction, but they are not the sole means of setting priorities for conservation measures for their protection (IUCN 2012a). Similarly, while European countries should pay particular attention to species for which they host a high proportion of the current European population, they should also take into account other factors and obligations. These include the need to conserve the geographic range of species, as well as their genetic diversity, ecological functionality and behavioural distinctiveness (e.g. Schmeller *et al.* 2008). As mentioned above, it is also essential to consider the restoration potential for depleted or even nationally extinct species, for which there are many inspiring precedents (e.g. Deinet *et al.* 2013). The future of Europe's birds depends on the full consideration of all these factors.

### /// DATA COLLECTION

**The geographical scope of this exercise** is the same as that used in the three editions of *Birds in Europe* (Tucker & Heath 1994, BirdLife International 2004, Burfield *et al.* submitted) and in the *European Red List of Birds*. It is continent-wide, extending from Greenland in the northwest to the Russian Urals in the northeast, and from Macaronesia in the southwest to the Caucasus in the southeast.

**The national data on bird population sizes and trends** are those collated for the *European Red List of Birds*. These comprise official data reported by EU Member States to the European Commission in 2013 under Article 12 of the Birds Directive (regarding national implementation during the period 2008-2012), and equivalent data from non-EU countries provided by national experts through the BirdLife Partnership and the European Bird Census Council (EBCC) network. In both cases, the data derive from fieldwork conducted by thousands of ornithologists, including many volunteers, over many years.

**For each regularly and naturally occurring wild bird species**, national data were gathered on breeding population size (in c. 2012), short-term trend (since c. 2001) and long-term trend (since c. 1980). Where available, equivalent mid-winter population data were also collected, mainly for species covered by the annual International Waterbird Census (IWC) coordinated by Wetlands International. Data on the number of birds on passage were not collected, because most species are not well monitored during migration, and it is difficult to avoid the risk of double-counting birds when combining such data. Most population size estimates were supplied as minimum-maximum ranges, with units of breeding pairs (in the vast majority of cases) or wintering individuals. The

direction and magnitude of most population trend estimates were reported as either precise percentage changes over the relevant time periods, or as broader banded minimum-maximum ranges.

**National population size data** from all countries were summed to produce minimum and maximum estimates of the overall European population size. For population trends, data from all countries were combined, weighting each country's contribution according to the size of its population. Weightings were based on the geometric mean of each country's population size compared to the geometric mean of the overall European population. For most species, assessments were based on breeding data, but for a few species, more reliable winter data were used. For more details, see BirdLife International (2015).

**Assessments were conducted at species level**, following BirdLife's latest taxonomy and nomenclature (BirdLife International 2016b). In a very few cases, this required splitting or lumping the underlying national data from the *European Red List of Birds* to reflect changes to species limits published in Volume 2 (Passerines) of the *HBW & BirdLife International Illustrated Checklist of the Birds of the World* (del Hoyo & Collar 2016), as already reflected in the IUCN Red List (BirdLife International 2016a).

### /// STATUS ASSESSMENT

**To determine its European population status**, each species was first assessed against the IUCN Red List criteria (IUCN 2012a) at European level, using the regional application guidelines (IUCN 2012b), to identify regionally threatened species. In 99% of cases, this had already been done and published (BirdLife International 2015), so it was only a necessary step in the few cases where the taxonomy had since changed. Next, each species classified in this first step as Least Concern in Europe (i.e. the vast majority) was assessed against the additional criteria developed and refined in previous editions of *Birds in Europe*, to identify other species of regional conservation concern (see Table 1).

**Finally, each species was assigned to one of five SPEC categories** (see Table 2), depending on its global conservation status on the IUCN Red List (BirdLife International 2016a), its European population status (Burfield *et al.* submitted), and the proportion of its global population or range in Europe (see Figure 1). Species are considered to be concentrated in Europe when more than 50% of their global population or range occurs in Europe, according to the latest set of global species range maps (BirdLife International & HBW 2016), or to global population estimates, where available (e.g. Wetlands International 2016). In a few cases, marginal species classified as regionally threatened owing solely to their small European population (BirdLife International 2015), but which are not declining in Europe, were treated as Secure for the purposes of this exercise, for consistency with earlier assessments (Tucker & Heath 1994, BirdLife International 2004).

**The first three categories together represent SPECs** – species that are either of global conservation concern (SPEC 1) or of European conservation concern, whether concentrated in Europe (SPEC 2) or not (SPEC 3). Other species not currently of conservation concern are also divided according to whether they are concentrated in Europe (Non-SPEC<sup>e</sup>) or not (Non-SPEC), to identify those that could rapidly become species of European (or even global) conservation concern if their European populations subsequently decline in the future. As they are not presently SPECs, however, they are not considered further or presented in this report, in order to focus attention on national responsibilities for current SPECs.

**TABLE 1**

Summary of the criteria and thresholds used to allocate species to European population status categories in *Birds in Europe 3* (for more details, see IUCN 2012a,b and Burfield *et al.* submitted).

EUROPEAN POPULATION STATUS CATEGORY	BRIEF DESCRIPTION OF CRITERIA AND THRESHOLDS
Regionally Extinct (RE)	No reasonable doubt that the last individual in Europe has died (if it is possible that the species survives, then it is CR (PE), i.e. Possibly Extinct).
Critically Endangered (CR)	European population meets any of the IUCN Red List criteria for CR.
Endangered (EN)	European population meets any of the IUCN Red List criteria for EN.
Vulnerable (VU)	European population meets any of the IUCN Red List criteria for VU.
Near Threatened (NT)	European population close to meeting the IUCN Red List criteria for VU.
Declining	European population has declined by $\geq 20\%$ since the 1970s (when the Birds in Europe series began), and has continued to decline since 2001.
Depleted	European population has declined by $\geq 20\%$ since the 1970s (when the Birds in Europe series began), but has not declined further since 2001.
Rare	European population is $< 10,000$ breeding pairs (or $< 40,000$ wintering individuals), and is not marginal to a larger non-European population.
Secure	European population does not meet any of the criteria above.

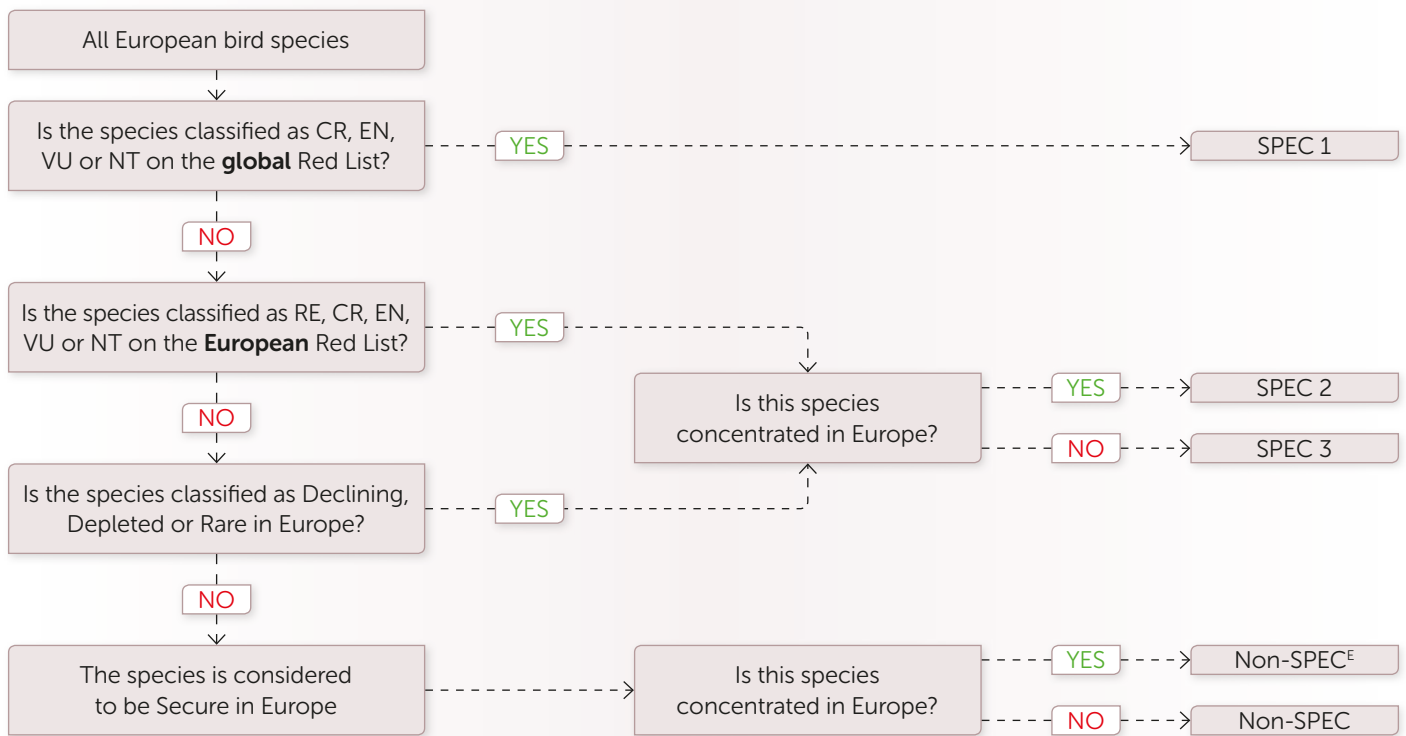
**TABLE 2**

Summary of the categories of SPECs and Non-SPECs.

CATEGORY	DESCRIPTION
SPEC 1	European species of global conservation concern, i.e. classified as Critically Endangered, Endangered, Vulnerable or Near Threatened at global level (BirdLife International 2016a).
SPEC 2	Species whose global population is concentrated in Europe, and which is classified as Regionally Extinct, Critically Endangered, Endangered, Vulnerable, Near Threatened, Declining, Depleted or Rare at European level (BirdLife International 2015, Burfield <i>et al.</i> submitted).
SPEC 3	Species whose global population is not concentrated in Europe, but which is classified as Regionally Extinct, Critically Endangered, Endangered, Vulnerable, Near Threatened, Declining, Depleted or Rare at European level (BirdLife International 2015, Burfield <i>et al.</i> submitted).
Non-SPEC <sup>e</sup>	Species whose global population is concentrated in Europe, but whose European population status is currently considered to be Secure (Burfield <i>et al.</i> submitted).
Non-SPEC	Species whose global population is not concentrated in Europe, and whose European population status is currently considered to be Secure (Burfield <i>et al.</i> submitted).

**FIGURE 1**

Flowchart showing procedure for classifying SPECs.



**/// NATIONAL RESPONSIBILITIES FOR SPECS**

The majority of this publication comprises national accounts for each European country and territory, presenting the national population size and short-term trend direction and magnitude for all breeding SPECs (and for as many wintering SPECs as were reported), alongside their European population status. The quality of the population size and trend data is conveyed by one of three codes: **bold** denotes reliable quantitative data for the whole period and country; 'normal font' signifies generally well-known, but only poor, outdated or incomplete data available; '(bracketed)' indicates poorly known, with no quantitative data available. Long-term trend data and other supporting information (e.g. data sources) are not included owing to lack of space, but can be found online in the supplementary material to the species factsheets from the *European Red List of Birds*.

Species are divided into tables according to their SPEC category, and are presented in alphabetical order by their scientific name. Crucially, the percentage of the European population that each national population represents is quantified, to highlight those SPECs of particularly high national responsibility. Species that were not recorded breeding during the reporting period (2008-2012) but previously bred regularly are included, to highlight the importance of countries providing suitable breeding conditions to help restore populations and minimise the risk of species becoming nationally extinct. It is important to note that certain countries within some species' wintering ranges did not report any winter data, so the European totals and the calculated percentages of the European wintering population in each country may not be as comprehensive and reliable as they are for the breeding data. They are, however, still indicative. The short standardised texts aim to summarise each country's highest responsibilities for SPECs, but the diversity of the countries and the number of species involved means that these are not comprehensive.



### /// EUROPEAN POPULATION SIZES AND TRENDS

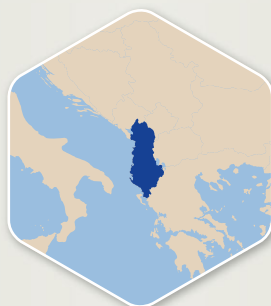
The table at the back of this publication presents the overall European population size and trend of all species assessed, including Non-SPECs. In addition to 'increasing', 'decreasing', 'fluctuating' and 'stable', two other trend categories are used: 'unknown', in cases where little or no trend national data were available to allow the European trend to be calculated; and 'uncertain', in cases where more national data were available, but often with strongly opposing trends, such that when combined they gave an unclear or equivocal European trend that was highly sensitive to small variations in the weighting factors applied.

...

#### References

- <sup>a</sup> BirdLife International (2004a) *Birds in Europe: population estimates, trends and conservation status*. BirdLife Conservation Series No. 12. Cambridge, UK: BirdLife International.
- <sup>a</sup> BirdLife International (2015) *European Red List of Birds*. Luxembourg: Office for Official Publications of the European Communities. <http://datazone.birdlife.org/info/euroredlist>
- <sup>a</sup> BirdLife International (2016a) *IUCN Red List for birds*. <http://datazone.birdlife.org/species/search>
- <sup>a</sup> BirdLife International (2016b) *Handbook of the Birds of the World and BirdLife International digital checklist of the birds of the world*. Version 9.0. <http://datazone.birdlife.org/species/taxonomy>
- <sup>a</sup> BirdLife International & HBW (2016) *Bird species distribution maps of the world*. Version 6.0. <http://datazone.birdlife.org/species/requestdis>
- <sup>a</sup> Burfield, I.J. et al. (submitted) *Birds in Europe 3: Species of European Conservation Concern*.
- <sup>a</sup> del Hoyo, J. & Collar, N.J. (2016) *HBW and BirdLife International Illustrated Checklist of the Birds of the World*. Volume 2: Passerines. Barcelona: Lynx Edicions.
- <sup>a</sup> Deinet, S., Ieronymidou, C., McRae, L., Burfield, I.J., Foppen, R.P., Collen, B. and Böhm, M. (2013) *Wildlife comeback in Europe: the recovery of selected mammal and bird species*. Final report to Rewilding Europe by ZSL, BirdLife International and the European Bird Census Council. London, UK: ZSL.
- <sup>a</sup> Donald, P.F., Sanderson, F.J., Burfield, I.J., Bierman, S.M., Gregory, R.D. and Waliczky, Z. (2007) International conservation policy delivers benefits for birds in Europe. *Science* 317: 810-813.
- <sup>a</sup> IUCN (2012a) *IUCN Red List Categories and Criteria: Version 3.1*. Second edition. Gland, Switzerland and Cambridge, UK: IUCN.
- <sup>a</sup> IUCN (2012b) *Guidelines for Application of IUCN Red List Criteria at Regional and National Levels: Version 4.0*. Gland, Switzerland and Cambridge, UK: IUCN.
- <sup>a</sup> PECBMS (2016) *European wild bird indicators: 2016 update*. Prague: Pan European Common Bird Monitoring Scheme. <http://www.ebcc.info/index.php?ID=613>
- <sup>a</sup> Ramírez, I., Tarzia, M., Dias, M.P., Burfield, I.J., Ramos, J.A., Garthe, S. and Paiva, V.H. (2017) How well is the EU protecting its seabirds? Progress in implementing the Birds Directive at sea. *Marine Policy* 81: 179-184. <http://doi.org/10.1016/j.marpol.2017.03.034>
- <sup>a</sup> Sanderson, F.J., Pople, R.G., Ieronymidou, C., Burfield, I.J., Gregory, R.D., Willis, S.G., Howard, C., Stephens, P.A., Beresford, A.E. and Donald, P.F. (2015). Assessing the performance of EU nature legislation in protecting target bird species in an era of climate change. *Conservation Letters*. <http://onlinelibrary.wiley.com/doi/10.1111/conl.12196/pdf>
- <sup>a</sup> Schmeller, D.S., Gruber, B., Budrys, E., Framsted, E., Lengyel, S. and Henle, K., (2008) National responsibilities in European species conservation: a methodological review. *Conservation Biology* 22: 593-601.
- <sup>a</sup> Tucker, G.M. & Heath, M.F. (1994) *Birds in Europe: their conservation status*. BirdLife Conservation Series No. 3. Cambridge, UK: BirdLife International.
- <sup>a</sup> Wetlands International (2016) *Waterbird Population Estimates*. <http://wpe.wetlands.org/>

# ALBANIA



Albania covers **28,750 km<sup>2</sup>** (0.3% of Europe) and holds breeding populations of 224 regularly occurring bird species, of which 78 (35%) are SPECs. For most of these, Albania holds less than 1% of their European populations. However, significant numbers of Rock Partridge *Alectoris graeca* (1,000-3,000 pairs, or 3% of the global population of this

Near Threatened European endemic) breed in the country. It also holds relatively small, yet important, breeding and wintering populations of Dalmatian Pelican *Pelecanus crispus* (2-3% of the European population of this globally Vulnerable species). The globally Endangered Egyptian Vulture *Neophron percnopterus* also breeds in Albania.

[HTTP://DATAZONE.BIRDLIFE.ORG/INFO/EUOREDLIST](http://datazone.birdlife.org/info/euroredlist)

## SPEC

## SPECIES OF GLOBAL CONSERVATION CONCERN

1

### BREEDING 10 SPECIES

Scientific name	English name	European population status	Global Red List Category	Population size	Units	European population %	Population trend since 2000	
							Direction	Magnitude %
<i>Alectoris graeca</i>	Rock Partridge	NT	NT	1,000-3,000	Pairs	3%	Decrease	10-20
<i>Aythya ferina</i>	Common Pochard	VU	VU	0-5	Pairs	<1%	Unknown	Unknown
<i>Aythya nyroca</i>	Ferruginous Duck	Depleted	NT	5-30	Pairs	<1%	Stable	0
<i>Gypaetus barbatus</i>	Bearded Vulture	VU	NT	(0-2)	Pairs	<1%	Stable	0
<i>Haematopus ostralegus</i>	Eurasian Oystercatcher	VU	NT	5-10	Pairs	<1%	Decrease	20-30
<i>Neophron percnopterus</i>	Egyptian Vulture	EN	EN	2-10	Pairs	<1%	Decrease	20-40
<i>Pelecanus crispus</i>	Dalmatian Pelican	Rare	VU	20-31	Pairs	<1%	Increase	30
<i>Puffinus yelkouan</i>	Yelkouan Shearwater	VU	VU	(1-10)	Pairs	<1%	Unknown	Unknown
<i>Streptopelia turtur</i>	European Turtle-dove	VU	VU	(800-6,000)	Pairs	<1%	(Decrease)	(10-30)
<i>Vanellus vanellus</i>	Northern Lapwing	VU	NT	10-30	Pairs	<1%	Decrease	10-20

### WINTERING 14 SPECIES

Scientific name	English name	European population status	Global Red List Category	Population size	Units	European population %	Population trend since 2000	
							Direction	Magnitude %
<i>Aythya ferina</i>	Common Pochard	VU	VU	1,700-7,000	Individuals	<1%	Fluctuating	20-50
<i>Aythya nyroca</i>	Ferruginous Duck	Depleted	NT	0-10	Individuals	<1%	Fluctuating	1-100
<i>Branta ruficollis</i>	Red-breasted Goose	VU	VU	0-2	Individuals	<1%	Stable	0
<i>Clangula hyemalis</i>	Long-tailed Duck	VU	VU	1-3	Individuals	<1%	Stable	0
<i>Haematopus ostralegus</i>	Eurasian Oystercatcher	VU	NT	2-7	Individuals	<1%	Fluctuating	0-100
<i>Limosa limosa</i>	Black-tailed Godwit	VU	NT	10-120	Individuals	<1%	Stable	0
<i>Melanitta fusca</i>	Velvet Scoter	VU	VU	30-150	Individuals	<1%	Fluctuating	10-30
<i>Numenius arquata</i>	Eurasian Curlew	VU	NT	300-1,500	Individuals	<1%	Fluctuating	20-40
<i>Numenius tenuirostris</i>	Slender-billed Curlew	CR (PE)	CR	0	Individuals	0%	Unknown	Unknown
<i>Oxyura leucocephala</i>	White-headed Duck	EN	EN	0	Individuals	0%	Unknown	Unknown
<i>Pelecanus crispus</i>	Dalmatian Pelican	Rare	VU	80-250	Individuals	3%	Fluctuating	0
<i>Podiceps auritus</i>	Horned Grebe	NT	VU	5-25	Individuals	<1%	Fluctuating	30-60
<i>Somateria mollissima</i>	Common Eider	VU	NT	1-9	Individuals	<1%	Decrease	20-50
<i>Vanellus vanellus</i>	Northern Lapwing	VU	NT	5,100-18,000	Individuals	<1%	Fluctuating	50-75

## BREEDING 21 SPECIES

Scientific name	English name	European population status	Global Red List Category	Population size	Units	European population %	Population trend since 2000	
							Direction	Magnitude %
<i>Accipiter brevipes</i>	Levant Sparrowhawk	Rare	LC	(10-40)	Pairs	<1%	(Decrease)	(10-20)
<i>Coracias garrulus</i>	European Roller	Declining	LC	(10-30)	Pairs	<1%	(Decrease)	(30-40)
<i>Crex crex</i>	Corncrake	Depleted	LC	(0-20)	Males	<1%	Unknown	Unknown
<i>Delichon urbicum</i>	Northern House Martin	Declining	LC	(35,000-70,000)	Pairs	<1%	(Decrease)	(1-10)
<i>Emberiza calandra</i>	Corn Bunting	Depleted	LC	(20,000-40,000)	Pairs	<1%	(Stable)	(0)
<i>Emberiza citrinella</i>	Yellowhammer	Declining	LC	(2,000-4,000)	Pairs	<1%	(Stable)	(0)
<i>Emberiza hortulana</i>	Oortolan Bunting	Declining	LC	(1,000-2,000)	Pairs	<1%	(Stable)	(0)
<i>Ficedula semitorquata</i>	Semi-collared Flycatcher	Depleted	LC	(50-100)	Pairs	<1%	Unknown	Unknown
<i>Lanius collurio</i>	Red-backed Shrike	Depleted	LC	(5,000-20,000)	Pairs	<1%	(Stable)	(0)
<i>Lanius minor</i>	Lesser Grey Shrike	Declining	LC	(200-500)	Pairs	<1%	(Fluctuating)	(0)
<i>Lanius senator</i>	Woodchat Shrike	Declining	LC	(2,000-5,000)	Pairs	<1%	(Stable)	(0)
<i>Linaria cannabina</i>	Common Linnet	Declining	LC	(3,000-8,000)	Pairs	<1%	(Decrease)	(10-20)
<i>Lullula arborea</i>	Woodlark	Depleted	LC	(2,000-8,000)	Pairs	<1%	(Decrease)	(10-20)
<i>Muscicapa striata</i>	Spotted Flycatcher	Depleted	LC	3,000-6,000	Pairs	<1%	Increase	10-20
<i>Otus scops</i>	Eurasian Scops-owl	Depleted	LC	1,500-3,000	Pairs	<1%	Stable	0
<i>Perdix perdix</i>	Grey Partridge	Declining	LC	100-300	Pairs	<1%	Decrease	20-30
<i>Phalacrocorax aristotelis</i>	European Shag	Declining	LC	(5-15)	Pairs	<1%	(Decrease)	(0-25)
<i>Regulus regulus</i>	Goldcrest	Declining	LC	1,000-4,000	Pairs	<1%	Stable	0
<i>Saxicola rubetra</i>	Whinchat	Declining	LC	(500-1,000)	Pairs	<1%	(Stable)	(0)
<i>Serinus serinus</i>	European Serin	Declining	LC	(5,000-20,000)	Pairs	<1%	(Stable)	(0)
<i>Tringa totanus</i>	Common Redshank	Declining	LC	30-100	Pairs	<1%	Stable	0

## WINTERING 1 SPECIES

Scientific name	English name	European population status	Global Red List Category	Population size	Units	European population %	Population trend since 2000	
							Direction	Magnitude %
<i>Tringa totanus</i>	Common Redshank	Declining	LC	100-1,450	Individuals	<1%	Stable	0

CRESTED LARK *Galerida cristata* © DAVID DILLON

SPECIES OF EUROPEAN CONSERVATION CONCERN  
NOT CONCENTRATED IN EUROPE

## BREEDING 47 SPECIES

Scientific name	English name	European population status	Global Red List Category	Population size	Units	European population %	Population trend since 2000	
							Direction	Magnitude %
<i>Actitis hypoleucos</i>	Common Sandpiper	Declining	LC	(20-100)	Pairs	<1%	(Stable)	(0)
<i>Alauda arvensis</i>	Eurasian Skylark	Declining	LC	(450-900)	Pairs	<1%	(Decrease)	(5-10)
<i>Alcedo atthis</i>	Common Kingfisher	VU	LC	(100-500)	Pairs	<1%	(Stable)	(0)
<i>Anthus campestris</i>	Tawny Pipit	Depleted	LC	(2,000-5,000)	Pairs	<1%	(Stable)	(0)
<i>Anthus trivialis</i>	Tree Pipit	Declining	LC	(1,000-2,000)	Pairs	<1%	Unknown	Unknown
<i>Apus apus</i>	Common Swift	Declining	LC	(4,000-16,000)	Pairs	<1%	(Decrease)	(15-20)
<i>Aquila fasciata</i>	Bonelli's Eagle	NT	LC	(2-8)	Pairs	<1%	(Decrease)	(10-20)
<i>Ardea purpurea</i>	Purple Heron	Declining	LC	<b>0-5</b>	Pairs	<1%	<b>Stable</b>	<b>0</b>
<i>Ardeola ralloides</i>	Squacco Heron	Depleted	LC	0-30	Pairs	<1%	Decrease	20-30
<i>Athene noctua</i>	Little Owl	Depleted	LC	4,000-8,000	Pairs	<1%	Stable	0
<i>Botaurus stellaris</i>	Eurasian Bittern	Depleted	LC	(5-15)	Males	<1%	Decrease	5-10
<i>Bubo bubo</i>	Eurasian Eagle-owl	Depleted	LC	(50-100)	Pairs	<1%	(Decrease)	(5-10)
<i>Burhinus oediacnemus</i>	Eurasian Thick-knee	Depleted	LC	20-70	Pairs	<1%	Decrease	30-33
<i>Calandrella brachydactyla</i>	Greater Short-toed Lark	Depleted	LC	(2,000-5,000)	Pairs	<1%	(Decrease)	(5-10)
<i>Caprimulgus europaeus</i>	European Nightjar	Depleted	LC	(2,500-7,000)	Males	<1%	(Decrease)	(12-16)
<i>Cercotrichas galactotes</i>	Rufous-tailed Scrub-robin	Declining	LC	0	Pairs	0%	Unknown	Unknown
<i>Charadrius alexandrinus</i>	Kentish Plover	Declining	LC	200-450	Pairs	1%	Decrease	10-20
<i>Chlidonias niger</i>	Black Tern	Depleted	LC	(0-10)	Pairs	<1%	(Stable)	(0)
<i>Coturnix coturnix</i>	Common Quail	Depleted	LC	800-1,500	Males	<1%	Decrease	10-20
<i>Falco naumanni</i>	Lesser Kestrel	Depleted	LC	(10-30)	Pairs	<1%	(Stable)	(0)
<i>Falco tinnunculus</i>	Common Kestrel	Declining	LC	500-1,500	Pairs	<1%	Decrease	1-25
<i>Fulica atra</i>	Common Coot	NT	LC	100-400	Pairs	<1%	Decrease	10-20
<i>Galerida cristata</i>	Crested Lark	Declining	LC	15,000-30,000	Pairs	<1%	Stable	0
<i>Gelochelidon nilotica</i>	Common Gull-billed Tern	Depleted	LC	1-5	Pairs	<1%	Stable	0
<i>Glareola pratincola</i>	Collared Pratincole	Declining	LC	100-300	Pairs	2%	Stable	0
<i>Hirundo rustica</i>	Barn Swallow	Declining	LC	15,000-30,000	Pairs	<1%	Decrease	10-20
<i>Ixobrychus minutus</i>	Common Little Bittern	Depleted	LC	100-350	Pairs	<1%	Stable	0
<i>Jynx torquilla</i>	Eurasian Wryneck	Depleted	LC	(100-300)	Pairs	<1%	(Increase)	(10-20)
<i>Lyrurus tetrix</i>	Black Grouse	Depleted	LC	0	Males	0%	Unknown	Unknown
<i>Melanocorypha calandra</i>	Calandra Lark	Declining	LC	1,000-1,500	Pairs	<1%	Decrease	10-20
<i>Milvus migrans</i>	Black Kite	Depleted	LC	(0-5)	Pairs	<1%	Unknown	Unknown
<i>Monticola saxatilis</i>	Rufous-tailed Rock-thrush	Declining	LC	(200-800)	Pairs	<1%	(Stable)	(0)
<i>Motacilla flava</i>	Western Yellow Wagtail	Declining	LC	(2,000-5,000)	Pairs	<1%	(Stable)	(0)
<i>Nycticorax nycticorax</i>	Black-crowned Night-heron	Declining	LC	0-10	Pairs	<1%	Stable	0
<i>Oenanthe oenanthe</i>	Northern Wheatear	Depleted	LC	5,000-10,000	Pairs	<1%	Stable	0
<i>Passer domesticus</i>	House Sparrow	Declining	LC	200,000-600,000	Pairs	<1%	Increase	20-50
<i>Passer montanus</i>	Eurasian Tree Sparrow	Depleted	LC	5,000-20,000	Pairs	<1%	Stable	0
<i>Phylloscopus trochilus</i>	Willow Warbler	Declining	LC	(0-50)	Pairs	<1%	(Stable)	(0)
<i>Poecile montanus</i>	Willow Tit	Declining	LC	Present	Pairs	Unknown	Unknown	Unknown
<i>Pyrhcorax pyrrhcorax</i>	Red-billed Chough	Declining	LC	(0-50)	Pairs	<1%	Unknown	Unknown
<i>Riparia riparia</i>	Collared Sand Martin	Depleted	LC	2,000-5,000	Pairs	<1%	Increase	10-20
<i>Spatula querquedula</i>	Garganey	Declining	LC	(20-50)	Pairs	<1%	(Decrease)	(10-20)
<i>Sternula albifrons</i>	Little Tern	Depleted	LC	420-1,000	Pairs	1%	Decrease	10-20
<i>Sturnus vulgaris</i>	Common Starling	Declining	LC	(500-2,500)	Pairs	<1%	(Decrease)	(0-15)
<i>Tadorna ferruginea</i>	Ruddy Shelduck	Depleted	LC	0	Pairs	0%	Unknown	Unknown
<i>Tyto alba</i>	Common Barn-owl	Depleted	LC	250-700	Pairs	<1%	Decrease	10-15
<i>Zapornia pusilla</i>	Baillon's Crake	Rare	LC	(0-50)	Males	<1%	Unknown	Unknown

**WINTERING 14 SPECIES**

Scientific name	English name	European population status	Global Red List Category	Population size	Units	European population %	Population trend since 2000	
							Direction	Magnitude %
<i>Anas acuta</i>	Northern Pintail	Declining	LC	200-1,900	Individuals	<1%	Fluctuating	0
<i>Aythya fuligula</i>	Tufted Duck	Declining	LC	500-4,100	Individuals	<1%	Fluctuating	20-50
<i>Aythya marila</i>	Greater Scaup	VU	LC	1-6	Individuals	<1%	Stable	0
<i>Calidris alpina</i>	Dunlin	Declining	LC	750-3,800	Individuals	<1%	Decrease	5-10
<i>Charadrius alexandrinus</i>	Kentish Plover	Declining	LC	100-600	Individuals	1%	Decrease	10-20
<i>Circus cyaneus</i>	Hen Harrier	NT	LC	25-50	Individuals	<1%	Decrease	10-20
<i>Cygnus columbianus</i>	Tundra Swan	EN	LC	0-6	Individuals	<1%	Stable	0
<i>Fulica atra</i>	Common Coot	NT	LC	40,000-105,000	Individuals	2%	Decrease	10-20
<i>Gallinago gallinago</i>	Common Snipe	Declining	LC	100-700	Individuals	<1%	Fluctuating	10-30
<i>Gavia arctica</i>	Arctic Loon	Declining	LC	5-50	Individuals	<1%	Fluctuating	10-30
<i>Gavia stellata</i>	Red-throated Loon	Depleted	LC	1-16	Individuals	<1%	Fluctuating	1-50
<i>Hydrocoloeus minutus</i>	Little Gull	NT	LC	50-550	Individuals	3%	Fluctuating	20-80
<i>Mergellus albellus</i>	Smew	Depleted	LC	10-80	Individuals	<1%	Decrease	30-80
<i>Mergus serrator</i>	Red-breasted Merganser	NT	LC	100-300	Individuals	<1%	Fluctuating	10-30



COMMON SANDPIPER *Actitis hypoleucos* © SHAY CONNOLLY

# ANDORRA



With an area of only **470 km<sup>2</sup>** (0.004% of Europe), Andorra holds less than 1% of the total European population of virtually all species occurring there. The country holds 111 regularly occurring breeding species, of which 35 (32%) are SPECs. The mountain

habitats of Andorra are home to Red-billed Chough *Pyrrhocorax pyrrhocorax* (Declining in Europe), Rock Ptarmigan *Lagopus muta* (Near Threatened in Europe) and Bearded Vulture *Gypaetus barbatus* (globally Near Threatened), among others.

[HTTP://DATAZONE.BIRDLIFE.ORG/INFO/EUOREDLIST](http://datazone.birdlife.org/info/euroredlist)

## SPEC

### SPECIES OF GLOBAL CONSERVATION CONCERN

1

#### BREEDING 3 SPECIES

Scientific name	English name	European population status	Global Red List Category	Population size	Units	European population %	Population trend since 2000	
							Direction	Magnitude %
<i>Anthus pratensis</i>	Meadow Pipit	NT	NT	(0-10)	Pairs	<1%	Unknown	Unknown
<i>Gypaetus barbatus</i>	Bearded Vulture	VU	NT	0-1	Pairs	<1%	Unknown	Unknown
<i>Sylvia undata</i>	Dartford Warbler	NT	NT	20-30	Pairs	<1%	Unknown	Unknown

## SPEC

### SPECIES OF EUROPEAN CONSERVATION CONCERN CONCENTRATED IN EUROPE

2

#### BREEDING 15 SPECIES

Scientific name	English name	European population status	Global Red List Category	Population size	Units	European population %	Population trend since 2000	
							Direction	Magnitude %
<i>Alectoris rufa</i>	Red-legged Partridge	Declining	LC	7-12	Pairs	<1%	Unknown	Unknown
<i>Delichon urbicum</i>	Northern House Martin	Declining	LC	3,000-5,000	Pairs	<1%	Unknown	Unknown
<i>Emberiza calandra</i>	Corn Bunting	Depleted	LC	0-5	Pairs	<1%	Unknown	Unknown
<i>Emberiza citrinella</i>	Yellowhammer	Declining	LC	50-150	Pairs	<1%	Unknown	Unknown
<i>Emberiza hortulana</i>	Ortolan Bunting	Declining	LC	<b>4-10</b>	Pairs	<1%	Unknown	Unknown
<i>Lanius collurio</i>	Red-backed Shrike	Depleted	LC	20-50	Pairs	<1%	Unknown	Unknown
<i>Lanius senator</i>	Woodchat Shrike	Declining	LC	<b>0-2</b>	Pairs	<1%	Unknown	Unknown
<i>Linaria cannabina</i>	Common Linnet	Declining	LC	(300-1,000)	Pairs	<1%	Unknown	Unknown
<i>Lullula arborea</i>	Woodlark	Depleted	LC	(20-75)	Pairs	<1%	Unknown	Unknown



RED-BILLED CHOUGH *Pyrrhocorax pyrrhocorax* © MARKUS VARESVUO/AGAMI

Scientific name	English name	European population status	Global Red List Category	Population size	Units	European population %	Population trend since 2000	
							Direction	Magnitude %
<i>Muscicapa striata</i>	Spotted Flycatcher	Depleted	LC	(20-50)	Pairs	<1%	Unknown	Unknown
<i>Otus scops</i>	Eurasian Scops-owl	Depleted	LC	2-3	Pairs	<1%	Unknown	Unknown
<i>Perdix perdix</i>	Grey Partridge	Declining	LC	35-70	Pairs	<1%	Unknown	Unknown
<i>Regulus regulus</i>	Goldcrest	Declining	LC	(500-1,000)	Pairs	<1%	Unknown	Unknown
<i>Saxicola rubetra</i>	Whinchat	Declining	LC	75-200	Pairs	<1%	Unknown	Unknown
<i>Serinus serinus</i>	European Serin	Declining	LC	(200-700)	Pairs	<1%	Unknown	Unknown

**SPEC**

## SPECIES OF EUROPEAN CONSERVATION CONCERN NOT CONCENTRATED IN EUROPE

**3**

### BREEDING 17 SPECIES

Scientific name	English name	European population status	Global Red List Category	Population size	Units	European population %	Population trend since 2000	
							Direction	Magnitude %
<i>Alauda arvensis</i>	Eurasian Skylark	Declining	LC	(500-750)	Pairs	<1%	Unknown	Unknown
<i>Anthus trivialis</i>	Tree Pipit	Declining	LC	750-1,000	Pairs	<1%	Unknown	Unknown
<i>Apus apus</i>	Common Swift	Declining	LC	(300-400)	Pairs	<1%	Unknown	Unknown
<i>Bubo bubo</i>	Eurasian Eagle-owl	Depleted	LC	2-3	Pairs	<1%	Unknown	Unknown
<i>Caprimulgus europaeus</i>	European Nightjar	Depleted	LC	20-50	Males	<1%	Unknown	Unknown
<i>Coturnix coturnix</i>	Common Quail	Depleted	LC	6-12	Males	<1%	Unknown	Unknown
<i>Falco tinnunculus</i>	Common Kestrel	Declining	LC	35-90	Pairs	<1%	Unknown	Unknown
<i>Hirundo rustica</i>	Barn Swallow	Declining	LC	<b>15-20</b>	Pairs	<1%	Unknown	Unknown
<i>Jynx torquilla</i>	Eurasian Wryneck	Depleted	LC	2-5	Pairs	<1%	Unknown	Unknown
<i>Lagopus muta</i>	Rock Ptarmigan	NT	LC	30-60	Pairs	<1%	Unknown	Unknown
<i>Monticola saxatilis</i>	Rufous-tailed Rock-thrush	Declining	LC	50-100	Pairs	<1%	Unknown	Unknown
<i>Oenanthe oenanthe</i>	Northern Wheatear	Depleted	LC	2,500-4,000	Pairs	<1%	Unknown	Unknown
<i>Passer domesticus</i>	House Sparrow	Declining	LC	(500-1,000)	Pairs	<1%	Unknown	Unknown
<i>Passer montanus</i>	Eurasian Tree Sparrow	Depleted	LC	20-50	Pairs	<1%	Unknown	Unknown
<i>Pyrrhocorax pyrrhocorax</i>	Red-billed Chough	Declining	LC	(200-300)	Pairs	<1%	Unknown	Unknown
<i>Sturnus vulgaris</i>	Common Starling	Declining	LC	(5-10)	Pairs	<1%	Unknown	Unknown
<i>Tyto alba</i>	Common Barn-owl	Depleted	LC	0-2	Pairs	<1%	Unknown	Unknown



BEARDED VULTURE *Gypaetus barbatus* © NOEL REYNOLDS

# ARMENIA

Armenia's territory of **29,740 km<sup>2</sup>** (0.3% of Europe) is home to 246 regularly occurring breeding species and at least 44 species of wintering waterbird. 85 (35%) of the breeding species are SPECs. Armenia holds almost half of the European breeding population of the Armenian Gull *Larus armenicus* (Near Threatened in Europe and globally). It has significant breeding populations (between 3% and 6% of the European populations)



of Bearded Vulture *Gypaetus barbatus* and Caucasian Grouse *Lyrurus mlokosiewiczii* (both globally Near Threatened), Caspian Snowcock *Tetraogallus caspius* (Rare in Europe), Rufous-tailed Rock-thrush *Monticola saxatilis* and Red-billed Chough *Pyrrhocorax pyrrhocorax* (both Declining in Europe), and Black-bellied Sandgrouse *Pterocles orientalis* (Endangered in Europe).

[HTTP://DATAZONE.BIRDLIFE.ORG/INFO/EUOREDLIST](http://datazone.birdlife.org/info/euroredlist)

## SPEC

## SPECIES OF GLOBAL CONSERVATION CONCERN

1

### BREEDING 15 SPECIES

Scientific name	English name	European population status	Global Red List Category	Population size	Units	European population %	Population trend since 2000	
							Direction	Magnitude %
<i>Aegypius monachus</i>	Cinereous Vulture	Rare	NT	<b>10-12</b>	Pairs	<1%	Unknown	Unknown
<i>Anthus pratensis</i>	Meadow Pipit	NT	NT	15,000-35,000	Pairs	<1%	Unknown	Unknown
<i>Aquila heliaca</i>	Eastern Imperial Eagle	Rare	VU	(0-5)	Pairs	<1%	Unknown	Unknown
<i>Aythya ferina</i>	Common Pochard	VU	VU	100-350	Pairs	<1%	Unknown	Unknown
<i>Aythya nyroca</i>	Ferruginous Duck	Depleted	NT	50-100	Pairs	<1%	Unknown	Unknown
<i>Falco vespertinus</i>	Red-footed Falcon	NT	NT	Present	Pairs	Unknown	Unknown	Unknown
<i>Gypaetus barbatus</i>	Bearded Vulture	VU	NT	15-25	Pairs	3%	Unknown	Unknown
<i>Larus armenicus</i>	Armenian Gull	NT	NT	<b>9,000-14,000</b>	Pairs	48%	(Stable)	0
<i>Lyrurus mlokosiewiczii</i>	Caucasian Grouse	NT	NT	200-400	Males	2%	Unknown	Unknown
<i>Marmaronetta angustirostris</i>	Marbled Teal	VU	VU	<b>0-30</b>	Pairs	<1%	Unknown	Unknown
<i>Neophron percnopterus</i>	Egyptian Vulture	EN	EN	35-60	Pairs	1%	Unknown	Unknown
<i>Oxyura leucocephala</i>	White-headed Duck	EN	EN	<b>20-40</b>	Pairs	7%	Unknown	Unknown
<i>Pelecanus crispus</i>	Dalmatian Pelican	Rare	VU	<b>0-6</b>	Pairs	<1%	Unknown	Unknown
<i>Streptopelia turtur</i>	European Turtle-dove	VU	VU	600-1,200	Pairs	<1%	Unknown	Unknown
<i>Vanellus vanellus</i>	Northern Lapwing	VU	NT	100-400	Pairs	<1%	Unknown	Unknown

### WINTERING 7 SPECIES

Scientific name	English name	European population status	Global Red List Category	Population size	Units	European population %	Population trend since 2000	
							Direction	Magnitude %
<i>Anser erythropus</i>	Lesser White-fronted Goose	EN	VU	Present	Individuals	<1%	Unknown	Unknown
<i>Aythya ferina</i>	Common Pochard	VU	VU	<b>75-1,765</b>	Individuals	<1%	Unknown	Unknown
<i>Aythya nyroca</i>	Ferruginous Duck	Depleted	NT	<b>1-69</b>	Individuals	<1%	Unknown	Unknown
<i>Larus armenicus</i>	Armenian Gull	NT	NT	<b>71-2,559</b>	Individuals	3%	Unknown	Unknown
<i>Pelecanus crispus</i>	Dalmatian Pelican	Rare	VU	<b>5-60</b>	Individuals	<1%	Unknown	Unknown
<i>Podiceps auritus</i>	Horned Grebe	NT	VU	Present	Individuals	<1%	Unknown	Unknown
<i>Vanellus vanellus</i>	Northern Lapwing	VU	NT	<b>2-40</b>	Individuals	<1%	Unknown	Unknown

ARMENIAN GULL  
*Larus armenicus*  
© DANIELE OCCHIATO/AGAMI



RUFIOUS-TAILED ROCK-THRUSH  
*Monticola saxatilis*  
© DANIELE OCCHIATO/AGAMI





## BREEDING 19 SPECIES

Scientific name	English name	European population status	Global Red List Category	Population size	Units	European population %	Population trend since 2000	
							Direction	Magnitude %
<i>Accipiter brevipes</i>	Levant Sparrowhawk	Rare	LC	50-150	Pairs	2%	Unknown	Unknown
<i>Coracias garrulus</i>	European Roller	Declining	LC	400-700	Pairs	<1%	Unknown	Unknown
<i>Crex crex</i>	Corncrake	Depleted	LC	500-800	Males	<1%	Unknown	Unknown
<i>Delichon urbicum</i>	Northern House Martin	Declining	LC	30,000-100,000	Pairs	<1%	Unknown	Unknown
<i>Emberiza calandra</i>	Corn Bunting	Depleted	LC	120,000-250,000	Pairs	<1%	Unknown	Unknown
<i>Emberiza hortulana</i>	Ortolan Bunting	Declining	LC	15,000-30,000	Pairs	<1%	Unknown	Unknown
<i>Ficedula semitorquata</i>	Semi-collared Flycatcher	Depleted	LC	1,500-3,500	Pairs	5%	Unknown	Unknown
<i>Lanius collurio</i>	Red-backed Shrike	Depleted	LC	<b>60,000-100,000</b>	Pairs	<1%	Unknown	Unknown
<i>Lanius minor</i>	Lesser Grey Shrike	Declining	LC	10,000-30,000	Pairs	3%	Unknown	Unknown
<i>Lanius nubicus</i>	Masked Shrike	Declining	LC	0-15	Pairs	<1%	Unknown	Unknown
<i>Lanius senator</i>	Woodchat Shrike	Declining	LC	2,000-5,000	Pairs	<1%	Unknown	Unknown
<i>Linaria cannabina</i>	Common Linnet	Declining	LC	100,000-250,000	Pairs	<1%	Unknown	Unknown
<i>Lullula arborea</i>	Woodlark	Depleted	LC	(20,000-30,000)	Pairs	<1%	Unknown	Unknown
<i>Muscicapa striata</i>	Spotted Flycatcher	Depleted	LC	2,000-5,000	Pairs	<1%	Unknown	Unknown
<i>Otus scops</i>	Eurasian Scops-owl	Depleted	LC	850-1,500	Pairs	<1%	Unknown	Unknown
<i>Perdix perdix</i>	Grey Partridge	Declining	LC	1,000-3,000	Pairs	<1%	Unknown	Unknown
<i>Saxicola rubetra</i>	Whinchat	Declining	LC	15,000-25,000	Pairs	<1%	Unknown	Unknown
<i>Tetraogallus caspius</i>	Caspian Snowcock	Rare	LC	300-400	Pairs	5%	Unknown	Unknown
<i>Tringa totanus</i>	Common Redshank	Declining	LC	400-800	Pairs	<1%	Unknown	Unknown

## WINTERING 1 SPECIES

Scientific name	English name	European population status	Global Red List Category	Population size	Units	European population %	Population trend since 2000	
							Direction	Magnitude %
<i>Tringa totanus</i>	Common Redshank	Declining	LC	<b>1-75</b>	Individuals	<1%	Unknown	Unknown

## BREEDING 51 SPECIES

Scientific name	English name	European population status	Global Red List Category	Population size	Units	European population %	Population trend since 2000	
							Direction	Magnitude %
<i>Actitis hypoleucos</i>	Common Sandpiper	Declining	LC	500-800	Pairs	<1%	Unknown	Unknown
<i>Alauda arvensis</i>	Eurasian Skylark	Declining	LC	150,000-300,000	Pairs	<1%	Unknown	Unknown
<i>Alaudala rufescens</i>	Lesser Short-toed Lark	Declining	LC	(15,000-30,000)	Pairs	<1%	Unknown	Unknown
<i>Alcedo atthis</i>	Common Kingfisher	VU	LC	300-500	Pairs	<1%	Unknown	Unknown
<i>Alectoris chukar</i>	Chukar	NT	LC	5,000-12,000	Pairs	<1%	Unknown	Unknown
<i>Anas acuta</i>	Northern Pintail	Declining	LC	5-15	Pairs	<1%	Unknown	Unknown
<i>Anthus campestris</i>	Tawny Pipit	Depleted	LC	35,000-70,000	Pairs	4%	Unknown	Unknown
<i>Anthus trivialis</i>	Tree Pipit	Declining	LC	50,000-70,000	Pairs	<1%	Unknown	Unknown
<i>Apus apus</i>	Common Swift	Declining	LC	<b>100,000-150,000</b>	Pairs	<1%	Unknown	Unknown
<i>Aquila fasciata</i>	Bonelli's Eagle	NT	LC	Present	Pairs	Unknown	Unknown	Unknown
<i>Ardea purpurea</i>	Purple Heron	Declining	LC	<b>100-200</b>	Pairs	<1%	Unknown	Unknown
<i>Ardeola ralloides</i>	Squacco Heron	Depleted	LC	500-800	Pairs	3%	Unknown	Unknown
<i>Asio flammeus</i>	Short-eared Owl	Depleted	LC	10-20	Pairs	<1%	Unknown	Unknown
<i>Athene noctua</i>	Little Owl	Depleted	LC	1,000-1,500	Pairs	<1%	Unknown	Unknown
<i>Aythya fuligula</i>	Tufted Duck	Declining	LC	(0-20)	Pairs	<1%	Unknown	Unknown

Scientific name	English name	European population status	Global Red List Category	Population size	Units	European population %	Population trend since 2000	
							Direction	Magnitude %
<i>Bubo bubo</i>	Eurasian Eagle-owl	Depleted	LC	100-200	Pairs	<1%	Unknown	Unknown
<i>Burhinus oedicnemus</i>	Eurasian Thick-knee	Depleted	LC	50-150	Pairs	<1%	Unknown	Unknown
<i>Calandrella brachydactyla</i>	Greater Short-toed Lark	Depleted	LC	(30,000-70,000)	Pairs	<1%	Unknown	Unknown
<i>Caprimulgus europaeus</i>	European Nightjar	Depleted	LC	500-1,200	Males	<1%	Unknown	Unknown
<i>Carpodacus erythrinus</i>	Common Rosefinch	Declining	LC	30,000-100,000	Pairs	<1%	Unknown	Unknown
<i>Cercotrichas galactotes</i>	Rufous-tailed Scrub-robin	Declining	LC	1,000-2,500	Pairs	<1%	Unknown	Unknown
<i>Charadrius alexandrinus</i>	Kentish Plover	Declining	LC	20-40	Pairs	<1%	Unknown	Unknown
<i>Chlidonias niger</i>	Black Tern	Depleted	LC	Present	Pairs	Unknown	Unknown	Unknown
<i>Coturnix coturnix</i>	Common Quail	Depleted	LC	15,000-20,000	Males	<1%	Unknown	Unknown
<i>Falco biarmicus</i>	Lanner Falcon	EN	LC	5-10	Pairs	1%	Unknown	Unknown
<i>Falco naumanni</i>	Lesser Kestrel	Depleted	LC	100-130	Pairs	<1%	Unknown	Unknown
<i>Falco tinnunculus</i>	Common Kestrel	Declining	LC	250-400	Pairs	<1%	Unknown	Unknown
<i>Francolinus francolinus</i>	Black Francolin	Depleted	LC	5-10	Pairs	<1%	Unknown	Unknown
<i>Fulica atra</i>	Common Coot	NT	LC	3,000-6,000	Pairs	<1%	Unknown	Unknown
<i>Galerida cristata</i>	Crested Lark	Declining	LC	50,000-100,000	Pairs	<1%	Unknown	Unknown
<i>Gelochelidon nilotica</i>	Common Gull-billed Tern	Depleted	LC	(3-10)	Pairs	<1%	Unknown	Unknown
<i>Glareola pratincola</i>	Collared Pratincole	Declining	LC	20-50	Pairs	<1%	Unknown	Unknown
<i>Hirundo rustica</i>	Barn Swallow	Declining	LC	200,000-450,000	Pairs	<1%	Unknown	Unknown
<i>Ixobrychus minutus</i>	Common Little Bittern	Depleted	LC	1,500-2,000	Pairs	2%	Unknown	Unknown
<i>Jynx torquilla</i>	Eurasian Wryneck	Depleted	LC	120-250	Pairs	<1%	Unknown	Unknown
<i>Melanocorypha calandra</i>	Calandra Lark	Declining	LC	(5,000-10,000)	Pairs	<1%	Unknown	Unknown
<i>Milvus migrans</i>	Black Kite	Depleted	LC	(10-30)	Pairs	<1%	Unknown	Unknown
<i>Monticola saxatilis</i>	Rufous-tailed Rock-thrush	Declining	LC	7,000-11,000	Pairs	6%	Unknown	Unknown
<i>Motacilla flava</i>	Western Yellow Wagtail	Declining	LC	35,000-100,000	Pairs	<1%	Unknown	Unknown
<i>Nycticorax nycticorax</i>	Black-crowned Night-heron	Declining	LC	<b>200-400</b>	Pairs	<1%	Unknown	Unknown
<i>Oenanthe oenanthe</i>	Northern Wheatear	Depleted	LC	20,000-40,000	Pairs	<1%	Unknown	Unknown
<i>Passer domesticus</i>	House Sparrow	Declining	LC	<b>240,000-400,000</b>	Pairs	<1%	Unknown	Unknown
<i>Passer montanus</i>	Eurasian Tree Sparrow	Depleted	LC	4,000-10,000	Pairs	<1%	Unknown	Unknown
<i>Phoenicurus erythrogastrus</i>	White-winged Redstart	Rare	LC	(25-50)	Pairs	<1%	Unknown	Unknown
<i>Pterocles orientalis</i>	Black-bellied Sandgrouse	EN	LC	300-500	Pairs	3%	Unknown	Unknown
<i>Pyrhocorax pyrrhocorax</i>	Red-billed Chough	Declining	LC	1,500-5,000	Pairs	5%	Unknown	Unknown
<i>Riparia riparia</i>	Collared Sand Martin	Depleted	LC	150,000-200,000	Pairs	3%	Unknown	Unknown
<i>Spatula querquedula</i>	Garganey	Declining	LC	40-100	Pairs	<1%	Unknown	Unknown
<i>Sternula albifrons</i>	Little Tern	Depleted	LC	6-25	Pairs	<1%	Unknown	Unknown
<i>Sturnus vulgaris</i>	Common Starling	Declining	LC	<b>100,000-150,000</b>	Pairs	<1%	Unknown	Unknown
<i>Tadorna ferruginea</i>	Ruddy Shelduck	Depleted	LC	250-600	Pairs	2%	Unknown	Unknown

### WINTERING 12 SPECIES

Scientific name	English name	European population status	Global Red List Category	Population size	Units	European population %	Population trend since 2000	
							Direction	Magnitude %
<i>Anas acuta</i>	Northern Pintail	Declining	LC	<b>4-156</b>	Individuals	<1%	Unknown	Unknown
<i>Aythya fuligula</i>	Tufted Duck	Declining	LC	<b>74-1,057</b>	Individuals	<1%	Unknown	Unknown
<i>Aythya marila</i>	Greater Scaup	VU	LC	<b>2-6</b>	Individuals	<1%	Unknown	Unknown
<i>Circus cyaneus</i>	Hen Harrier	NT	LC	1-6	Individuals	<1%	Unknown	Unknown
<i>Cygnus columbianus</i>	Tundra Swan	EN	LC	(3-76)	Individuals	<1%	Unknown	Unknown
<i>Fulica atra</i>	Common Coot	NT	LC	<b>2,775-27,465</b>	Individuals	<1%	Unknown	Unknown
<i>Gallinago gallinago</i>	Common Snipe	Declining	LC	<b>4-270</b>	Individuals	<1%	Unknown	Unknown
<i>Gavia arctica</i>	Arctic Loon	Declining	LC	Present	Individuals	<1%	Unknown	Unknown
<i>Gavia stellata</i>	Red-throated Loon	Depleted	LC	Present	Individuals	<1%	Unknown	Unknown
<i>Hydrocoloeus minutus</i>	Little Gull	NT	LC	<b>12-51</b>	Individuals	<1%	Unknown	Unknown
<i>Mergellus albellus</i>	Smew	Depleted	LC	<b>2-229</b>	Individuals	<1%	Unknown	Unknown
<i>Tadorna ferruginea</i>	Ruddy Shelduck	Depleted	LC	<b>5-23</b>	Individuals	<1%	Unknown	Unknown

# AUSTRIA

Austria occupies **83,879 km<sup>2</sup>** (0.7% of Europe). It holds breeding populations of 215 bird species, of which 71 (34%) are SPECs, and wintering populations of at least 18 waterbirds. Austria holds 5% of the European breeding population of Saker Falcon *Falco cherrug* (globally Endangered), and 3%



of the populations of Rock Ptarmigan *Lagopus muta* (Near Threatened in Europe) and Eurasian Eagle-owl *Bubo bubo* (Depleted in Europe). Between 2,700 and 6,600 Common Pochard *Aythya ferina* (Vulnerable both in Europe and globally) regularly winter in the country.

[HTTP://DATAZONE.BIRDLIFE.ORG/INFO/EUOREDLIST](http://datazone.birdlife.org/info/euroredlist)

## SPEC

## SPECIES OF GLOBAL CONSERVATION CONCERN

1

### BREEDING 14 SPECIES

Scientific name	English name	European population status	Global Red List Category	Population size	Units	European population %	Population trend since 2000	
							Direction	Magnitude %
<i>Alectoris graeca</i>	Rock Partridge	NT	NT	700-1,200	Pairs	2%	Stable	0
<i>Anthus pratensis</i>	Meadow Pipit	NT	NT	500-700	Pairs	<1%	(Decrease)	(30-50)
<i>Aquila heliaca</i>	Eastern Imperial Eagle	Rare	VU	<b>6-11</b>	Pairs	<1%	<b>Increase</b>	<b>500-1,000</b>
<i>Aythya ferina</i>	Common Pochard	VU	VU	130-200	Pairs	<1%	Stable	0
<i>Aythya nyroca</i>	Ferruginous Duck	Depleted	NT	100-150	Pairs	<1%	Fluctuating	0
<i>Falco cherrug</i>	Saker Falcon	VU	EN	<b>20-26</b>	Pairs	5%	<b>Increase</b>	<b>20-40</b>
<i>Falco vespertinus</i>	Red-footed Falcon	NT	NT	<b>6-14</b>	Pairs	<1%	<b>Increase</b>	<b>30-80</b>
<i>Gypaetus barbatus</i>	Bearded Vulture	VU	NT	<b>1-2</b>	Pairs	<1%	<b>Increase</b>	<b>100</b>
<i>Limosa limosa</i>	Black-tailed Godwit	VU	NT	<b>90-140</b>	Pairs	<1%	<b>Decrease</b>	<b>10-20</b>
<i>Milvus milvus</i>	Red Kite	NT	NT	<b>28-35</b>	Pairs	<1%	<b>Increase</b>	<b>200-300</b>
<i>Numenius arquata</i>	Eurasian Curlew	VU	NT	<b>140-160</b>	Pairs	<1%	<b>Increase</b>	<b>10-20</b>
<i>Otis tarda</i>	Great Bustard	Declining	VU	<b>120-140</b>	Males	<1%	<b>Increase</b>	<b>150-180</b>
<i>Streptopelia turtur</i>	European Turtle-dove	VU	VU	12,000-18,000	Pairs	<1%	Decrease	30-50
<i>Vanellus vanellus</i>	Northern Lapwing	VU	NT	3,500-5,000	Pairs	<1%	Stable	0

### WINTERING 2 SPECIES

Scientific name	English name	European population status	Global Red List Category	Population size	Units	European population %	Population trend since 2000	
							Direction	Magnitude %
<i>Aythya ferina</i>	Common Pochard	VU	VU	<b>2,700-6,600</b>	Individuals	1%	<b>Increase</b>	<b>30-50</b>
<i>Podiceps auritus</i>	Horned Grebe	NT	VU	<b>1-2</b>	Individuals	<1%	<b>Stable</b>	<b>0</b>



GOLDCREST *Regulus regulus* © MICHAEL FINN

## SPEC

SPECIES OF EUROPEAN CONSERVATION CONCERN  
CONCENTRATED IN EUROPE

2

## BREEDING 17 SPECIES

Scientific name	English name	European population status	Global Red List Category	Population size	Units	European population %	Population trend since 2000	
							Direction	Magnitude %
<i>Coracias garrulus</i>	European Roller	Declining	LC	<b>4</b>	Pairs	<1%	<b>Decrease</b>	<b>30-80</b>
<i>Crex crex</i>	Corncrake	Depleted	LC	200-500	Males	<1%	Fluctuating	0
<i>Delichon urbicum</i>	Northern House Martin	Declining	LC	20,000-30,000	Pairs	<1%	Decrease	30-50
<i>Emberiza calandra</i>	Corn Bunting	Depleted	LC	2,500-3,500	Pairs	<1%	Decrease	30-70
<i>Emberiza citrinella</i>	Yellowhammer	Declining	LC	200,000-300,000	Pairs	1%	<b>Decrease</b>	<b>10-20</b>
<i>Emberiza hortulana</i>	Ortolan Bunting	Declining	LC	<b>4-10</b>	Pairs	<1%	<b>Decrease</b>	<b>20-50</b>
<i>Lanius collurio</i>	Red-backed Shrike	Depleted	LC	25,000-40,000	Pairs	<1%	Decrease	10-30
<i>Lanius minor</i>	Lesser Grey Shrike	Declining	LC	<b>0-1</b>	Pairs	<1%	<b>Stable</b>	<b>0</b>
<i>Linaria cannabina</i>	Common Linnet	Declining	LC	18,000-30,000	Pairs	<1%	Decrease	40-60
<i>Lullula arborea</i>	Woodlark	Depleted	LC	1,100-1,500	Pairs	<1%	Increase	10-30
<i>Muscicapa striata</i>	Spotted Flycatcher	Depleted	LC	70,000-110,000	Pairs	<1%	Stable	0
<i>Otus scops</i>	Eurasian Scops-owl	Depleted	LC	<b>35-40</b>	Pairs	<1%	<b>Stable</b>	<b>0</b>
<i>Perdix perdix</i>	Grey Partridge	Declining	LC	12,000-24,000	Pairs	<1%	Decrease	10-30
<i>Regulus regulus</i>	Goldcrest	Declining	LC	250,000-400,000	Pairs	1%	Unknown	Unknown
<i>Saxicola rubetra</i>	Whinchat	Declining	LC	2,200-3,500	Pairs	<1%	Decrease	20-40
<i>Serinus serinus</i>	European Serin	Declining	LC	50,000-80,000	Pairs	<1%	Decrease	50-60
<i>Tringa totanus</i>	Common Redshank	Declining	LC	<b>190-260</b>	Pairs	<1%	<b>Fluctuating</b>	<b>0</b>

## SPEC

SPECIES OF EUROPEAN CONSERVATION CONCERN  
NOT CONCENTRATED IN EUROPE

3

## BREEDING 41 SPECIES

Scientific name	English name	European population status	Global Red List Category	Population size	Units	European population %	Population trend since 2000	
							Direction	Magnitude %
<i>Actitis hypoleucos</i>	Common Sandpiper	Declining	LC	250-350	Pairs	<1%	Stable	0
<i>Alauda arvensis</i>	Eurasian Skylark	Declining	LC	100,000-150,000	Pairs	<1%	Decrease	30-50
<i>Alcedo atthis</i>	Common Kingfisher	VU	LC	350-550	Pairs	<1%	Stable	0
<i>Anas acuta</i>	Northern Pintail	Declining	LC	<b>2-4</b>	Pairs	<1%	<b>Stable</b>	<b>0</b>
<i>Anthus campestris</i>	Tawny Pipit	Depleted	LC	50-60	Pairs	<1%	Increase	20-50
<i>Anthus trivialis</i>	Tree Pipit	Declining	LC	25,000-40,000	Pairs	<1%	Decrease	30-50
<i>Apus apus</i>	Common Swift	Declining	LC	30,000-60,000	Pairs	<1%	Stable	0
<i>Ardea purpurea</i>	Purple Heron	Declining	LC	<b>100-160</b>	Pairs	<1%	<b>Fluctuating</b>	<b>0</b>
<i>Asio flammeus</i>	Short-eared Owl	Depleted	LC	<b>5-15</b>	Pairs	<1%	<b>Fluctuating</b>	<b>0</b>
<i>Athene noctua</i>	Little Owl	Depleted	LC	130-170	Pairs	<1%	Stable	0
<i>Aythya fuligula</i>	Tufted Duck	Declining	LC	700-1,000	Pairs	<1%	Stable	0
<i>Botaurus stellaris</i>	Eurasian Bittern	Depleted	LC	170-230	Males	<1%	<b>Fluctuating</b>	<b>0</b>
<i>Bubo bubo</i>	Eurasian Eagle-owl	Depleted	LC	500-700	Pairs	3%	Stable	0
<i>Burhinus oediconemus</i>	Eurasian Thick-knee	Depleted	LC	<b>15-20</b>	Pairs	<1%	<b>Increase</b>	<b>20-30</b>
<i>Caprimulgus europaeus</i>	European Nightjar	Depleted	LC	270-420	Males	<1%	Stable	0
<i>Carpodacus erythrinus</i>	Common Rosefinch	Declining	LC	150-250	Pairs	<1%	Decrease	30-50
<i>Charadrius alexandrinus</i>	Kentish Plover	Declining	LC	<b>40-45</b>	Pairs	<1%	<b>Stable</b>	<b>0</b>
<i>Coturnix coturnix</i>	Common Quail	Depleted	LC	5,000-10,000	Males	<1%	Fluctuating	0
<i>Falco tinnunculus</i>	Common Kestrel	Declining	LC	7,500-12,000	Pairs	2%	Stable	0
<i>Fulica atra</i>	Common Coot	NT	LC	2,600-3,800	Pairs	<1%	Stable	0
<i>Galerida cristata</i>	Crested Lark	Declining	LC	500-800	Pairs	<1%	Increase	10-30

Scientific name	English name	European population status	Global Red List Category	Population size	Units	European population %	Population trend since 2000	
							Direction	Magnitude %
<i>Gallinago gallinago</i>	Common Snipe	Declining	LC	<b>60-90</b>	Pairs	<1%	<b>Decrease</b>	<b>30-50</b>
<i>Hirundo rustica</i>	Barn Swallow	Declining	LC	60,000-90,000	Pairs	<1%	Stable	0
<i>Ixobrychus minutus</i>	Common Little Bittern	Depleted	LC	180-270	Pairs	<1%	Stable	0
<i>Jynx torquilla</i>	Eurasian Wryneck	Depleted	LC	3,600-5,400	Pairs	<1%	Stable	0
<i>Lagopus muta</i>	Rock Ptarmigan	NT	LC	14,000-18,000	Pairs	3%	Stable	0
<i>Lanius excubitor</i>	Great Grey Shrike	Depleted	LC	<b>12-37</b>	Pairs	<1%	<b>Decrease</b>	<b>10-20</b>
<i>Lyrurus tetrix</i>	Black Grouse	Depleted	LC	22,000-29,000	Males	2%	Stable	0
<i>Milvus migrans</i>	Black Kite	Depleted	LC	<b>60-100</b>	Pairs	<1%	<b>Stable</b>	<b>0</b>
<i>Monticola saxatilis</i>	Rufous-tailed Rock-thrush	Declining	LC	60-100	Pairs	<1%	Stable	0
<i>Motacilla flava</i>	Western Yellow Wagtail	Declining	LC	1,200-1,600	Pairs	<1%	Increase	10-30
<i>Nycticorax nycticorax</i>	Black-crowned Night-heron	Declining	LC	<b>55-65</b>	Pairs	<1%	<b>Stable</b>	<b>0</b>
<i>Oenanthe oenanthe</i>	Northern Wheatear	Depleted	LC	15,000-20,000	Pairs	<1%	Stable	0
<i>Passer domesticus</i>	House Sparrow	Declining	LC	240,000-410,000	Pairs	<1%	Stable	0
<i>Passer montanus</i>	Eurasian Tree Sparrow	Depleted	LC	80,000-150,000	Pairs	<1%	Stable	0
<i>Phylloscopus trochilus</i>	Willow Warbler	Declining	LC	30,000-50,000	Pairs	<1%	Unknown	Unknown
<i>Poecile montanus</i>	Willow Tit	Declining	LC	100,000-140,000	Pairs	<1%	Fluctuating	0
<i>Riparia riparia</i>	Collared Sand Martin	Depleted	LC	6,000-9,000	Pairs	<1%	(Decrease)	(10-30)
<i>Spatula querquedula</i>	Garganey	Declining	LC	<b>80-140</b>	Pairs	<1%	<b>Stable</b>	<b>0</b>
<i>Sturnus vulgaris</i>	Common Starling	Declining	LC	140,000-240,000	Pairs	<1%	Stable	0
<i>Tyto alba</i>	Common Barn-owl	Depleted	LC	60-80	Pairs	<1%	Stable	0

#### WINTERING 4 SPECIES

Scientific name	English name	European population status	Global Red List Category	Population size	Units	European population %	Population trend since 2000	
							Direction	Magnitude %
<i>Aythya fuligula</i>	Tufted Duck	Declining	LC	<b>11,000-17,000</b>	Individuals	1%	<b>Decrease</b>	<b>10-30</b>
<i>Circus cyaneus</i>	Hen Harrier	NT	LC	(200-1,000)	Individuals	4%	<b>Fluctuating</b>	<b>0</b>
<i>Fulica atra</i>	Common Coot	NT	LC	<b>20,000-24,000</b>	Individuals	1%	<b>Stable</b>	<b>0</b>
<i>Mergellus albellus</i>	Smew	Depleted	LC	<b>60-70</b>	Individuals	<1%	<b>Decrease</b>	<b>30-60</b>



BLACK GROUSE *Lyrurus tetrix* © JARI PELTOMÄKI/AGAMI

## AZERBAIJAN

With a land area of **86,600 km<sup>2</sup>** (0.8% of Europe), Azerbaijan holds breeding populations of 257 species and wintering populations of at least 66 waterbird species. 89 (35%) of all breeding species are SPECs. Azerbaijan is particularly important for wintering waterbirds, holding 70-90% of the European wintering population of Marbled Teal *Marmaronetta angustirostris* (Vulnerable globally and in Europe), Lesser White-fronted Goose



*Anser erythropus* (Endangered in Europe), White-headed Duck *Oxyura leucocephala* (Endangered both in Europe and globally) and Ruddy Shelduck *Tadorna ferruginea* (Depleted in Europe). Among its breeding species, the country holds significant proportions of the European populations of Semi-collared Flycatcher *Ficedula semitorquata* and Black Francolin *Francolinus francolinus*.

[HTTP://DATAZONE.BIRDLIFE.ORG/INFO/EUOREDLIST](http://datazone.birdlife.org/info/euroredlist)

### SPEC

## SPECIES OF GLOBAL CONSERVATION CONCERN

1

### BREEDING 13 SPECIES

Scientific name	English name	European population status	Global Red List Category	Population size	Units	European population %	Population trend since 2000	
							Direction	Magnitude %
<i>Aegypius monachus</i>	Cinereous Vulture	Rare	NT	(10-30)	Pairs	<1%	Unknown	Unknown
<i>Aquila heliaca</i>	Eastern Imperial Eagle	Rare	VU	(5-25)	Pairs	<1%	Unknown	Unknown
<i>Aythya nyroca</i>	Ferruginous Duck	Depleted	NT	(1,000-3,000)	Pairs	8%	(Stable)	0
<i>Chlamydotis macqueenii</i>	Asian Houbara	CR (PE)	VU	(0-10)	Individuals	100%	Unknown	Unknown
<i>Circus macrourus</i>	Pallid Harrier	NT	NT	(0-20)	Females	<1%	Unknown	Unknown
<i>Gypaetus barbatus</i>	Bearded Vulture	VU	NT	(50-100)	Pairs	10%	(Decrease)	Unknown
<i>Lyrurus mlokosiewiczii</i>	Caucasian Grouse	NT	NT	700-3,000	Males	8%	Unknown	Unknown
<i>Marmaronetta angustirostris</i>	Marbled Teal	VU	VU	300-1,000	Pairs	89%	(Fluctuating)	0
<i>Milvus milvus</i>	Red Kite	NT	NT	(0-2)	Pairs	<1%	Unknown	Unknown
<i>Neophron percnopterus</i>	Egyptian Vulture	EN	EN	200-500	Pairs	8%	(Stable)	0
<i>Pelecanus crispus</i>	Dalmatian Pelican	Rare	VU	3-10	Pairs	<1%	Unknown	Unknown
<i>Streptopelia turtur</i>	European Turtle-dove	VU	VU	(200,000-400,000)	Pairs	7%	(Decrease)	Unknown
<i>Vanellus vanellus</i>	Northern Lapwing	VU	NT	(500-5,000)	Pairs	<1%	Unknown	Unknown

### WINTERING 15 SPECIES

Scientific name	English name	European population status	Global Red List Category	Population size	Units	European population %	Population trend since 2000	
							Direction	Magnitude %
<i>Anser erythropus</i>	Lesser White-fronted Goose	EN	VU	2,000-6,000	Individuals	90%	Decrease	Unknown
<i>Aythya ferina</i>	Common Pochard	VU	VU	30,000-300,000	Individuals	14%	Fluctuating	0
<i>Aythya nyroca</i>	Ferruginous Duck	Depleted	NT	(1,000-5,000)	Individuals	61%	Stable	0
<i>Branta ruficollis</i>	Red-breasted Goose	VU	VU	25-300	Individuals	<1%	Unknown	Unknown
<i>Clangula hyemalis</i>	Long-tailed Duck	VU	VU	10-150	Individuals	<1%	Unknown	Unknown
<i>Limosa lapponica</i>	Bar-tailed Godwit	Secure	NT	0-50	Individuals	<1%	Unknown	Unknown
<i>Limosa limosa</i>	Black-tailed Godwit	VU	NT	1,000-1,500	Individuals	1%	Unknown	Unknown
<i>Marmaronetta angustirostris</i>	Marbled Teal	VU	VU	500-3,000	Individuals	88%	Fluctuating	0
<i>Melanitta fusca</i>	Velvet Scoter	VU	VU	Present	Individuals	<1%	Unknown	Unknown
<i>Numenius arquata</i>	Eurasian Curlew	VU	NT	500-1,000	Individuals	<1%	Unknown	Unknown
<i>Numenius tenuirostris</i>	Slender-billed Curlew	CR (PE)	CR	Present	Individuals	<1%	Unknown	Unknown
<i>Oxyura leucocephala</i>	White-headed Duck	EN	EN	<b>5,000-10,000</b>	Individuals	68%	<b>Stable</b>	<b>0</b>
<i>Pelecanus crispus</i>	Dalmatian Pelican	Rare	VU	<b>300-3,000</b>	Individuals	17%	Fluctuating	0
<i>Podiceps auritus</i>	Horned Grebe	NT	VU	10-100	Individuals	1%	Unknown	Unknown
<i>Vanellus vanellus</i>	Northern Lapwing	VU	NT	500-4,500	Individuals	<1%	Unknown	Unknown

## BREEDING 21 SPECIES

Scientific name	English name	European population status	Global Red List Category	Population size	Units	European population %	Population trend since 2000	
							Direction	Magnitude %
<i>Accipiter brevipes</i>	Levant Sparrowhawk	Rare	LC	(500-1,000)	Pairs	14%	Unknown	Unknown
<i>Coracias garrulus</i>	European Roller	Declining	LC	(2,000-10,000)	Pairs	8%	(Stable)	(0)
<i>Crex crex</i>	Corncrake	Depleted	LC	(0-100)	Males	<1%	Unknown	Unknown
<i>Delichon urbicum</i>	Northern House Martin	Declining	LC	(100,000-250,000)	Pairs	<1%	Unknown	Unknown
<i>Emberiza calandra</i>	Corn Bunting	Depleted	LC	(300,000-1,000,000)	Pairs	2%	(Stable)	(0)
<i>Emberiza hortulana</i>	Ortolan Bunting	Declining	LC	(20,000-100,000)	Pairs	<1%	Unknown	Unknown
<i>Ficedula semitorquata</i>	Semi-collared Flycatcher	Depleted	LC	(10,000-60,000)	Pairs	57%	Unknown	Unknown
<i>Lanius collurio</i>	Red-backed Shrike	Depleted	LC	(50,000-200,000)	Pairs	<1%	Unknown	Unknown
<i>Lanius minor</i>	Lesser Grey Shrike	Declining	LC	(5,000-50,000)	Pairs	3%	Unknown	Unknown
<i>Lanius nubicus</i>	Masked Shrike	Declining	LC	Present	Pairs	Unknown	Unknown	Unknown
<i>Lanius senator</i>	Woodchat Shrike	Declining	LC	(5,000-20,000)	Pairs	<1%	Unknown	Unknown
<i>Linaria cannabina</i>	Common Linnet	Declining	LC	(50,000-200,000)	Pairs	<1%	Unknown	Unknown
<i>Lullula arborea</i>	Woodlark	Depleted	LC	(5,000-10,000)	Pairs	<1%	Unknown	Unknown
<i>Muscicapa striata</i>	Spotted Flycatcher	Depleted	LC	(10,000-100,000)	Pairs	<1%	Unknown	Unknown
<i>Otus scops</i>	Eurasian Scops-owl	Depleted	LC	(1,000-10,000)	Pairs	1%	Unknown	Unknown
<i>Perdix perdix</i>	Grey Partridge	Declining	LC	(2,000-5,000)	Pairs	<1%	Unknown	Unknown
<i>Regulus regulus</i>	Goldcrest	Declining	LC	(500-5,000)	Pairs	<1%	Unknown	Unknown
<i>Saxicola rubetra</i>	Whinchat	Declining	LC	(50,000-100,000)	Pairs	<1%	Unknown	Unknown
<i>Tetraogallus caspius</i>	Caspian Snowcock	Rare	LC	(200-400)	Pairs	4%	Unknown	Unknown
<i>Tetraogallus caucasicus</i>	Caucasian Snowcock	Rare	LC	(300-1,000)	Pairs	8%	Unknown	Unknown
<i>Tringa totanus</i>	Common Redshank	Declining	LC	500-5,000	Pairs	<1%	Unknown	Unknown

LESSER WHITE-FRONTED GOOSE *Anser erythropus* © JARI PELTOMÄKI/AGAMI

## WINTERING 1 SPECIES

Scientific name	English name	European population status	Global Red List Category	Population size	Units	European population %	Population trend since 2000	
							Direction	Magnitude %
<i>Tringa totanus</i>	Common Redshank	Declining	LC	2,000-10,000	Individuals	2%	Stable	0

### SPEC

## SPECIES OF EUROPEAN CONSERVATION CONCERN NOT CONCENTRATED IN EUROPE

### 3

## BREEDING 55 SPECIES

Scientific name	English name	European population status	Global Red List Category	Population size	Units	European population %	Population trend since 2000	
							Direction	Magnitude %
<i>Actitis hypoleucos</i>	Common Sandpiper	Declining	LC	(500-2,000)	Pairs	<1%	Unknown	Unknown
<i>Alauda arvensis</i>	Eurasian Skylark	Declining	LC	(10,000-100,000)	Pairs	<1%	Unknown	Unknown
<i>Alaudala rufescens</i>	Lesser Short-toed Lark	Declining	LC	(10,000-100,000)	Pairs	1%	Unknown	Unknown
<i>Alcedo atthis</i>	Common Kingfisher	VU	LC	(500-5,000)	Pairs	1%	Unknown	Unknown
<i>Alectoris chukar</i>	Chukar	NT	LC	8,000-25,000	Pairs	2%	Unknown	Unknown
<i>Anthus campestris</i>	Tawny Pipit	Depleted	LC	(10,000-50,000)	Pairs	2%	Unknown	Unknown
<i>Anthus trivialis</i>	Tree Pipit	Declining	LC	(10,000-50,000)	Pairs	<1%	Unknown	Unknown
<i>Apus affinis</i>	Little Swift	VU	LC	Present	Pairs	Unknown	Unknown	Unknown
<i>Apus apus</i>	Common Swift	Declining	LC	(10,000-100,000)	Pairs	<1%	Unknown	Unknown
<i>Aquila fasciata</i>	Bonelli's Eagle	NT	LC	(0-5)	Pairs	<1%	Unknown	Unknown
<i>Ardea purpurea</i>	Purple Heron	Declining	LC	250-500	Pairs	<1%	Unknown	Unknown
<i>Ardeola ralloides</i>	Squacco Heron	Depleted	LC	(2,500-5,000)	Pairs	18%	(Decrease)	Unknown
<i>Asio flammeus</i>	Short-eared Owl	Depleted	LC	(5-50)	Pairs	<1%	Unknown	Unknown
<i>Athene noctua</i>	Little Owl	Depleted	LC	(2,000-10,000)	Pairs	<1%	Unknown	Unknown
<i>Bubo bubo</i>	Eurasian Eagle-owl	Depleted	LC	(100-1,000)	Pairs	1%	Unknown	Unknown
<i>Burhinus oediconemus</i>	Eurasian Thick-knee	Depleted	LC	(200-500)	Pairs	<1%	Unknown	Unknown
<i>Calandrella brachydactyla</i>	Greater Short-toed Lark	Depleted	LC	(10,000-100,000)	Pairs	<1%	Unknown	Unknown
<i>Caprimulgus europaeus</i>	European Nightjar	Depleted	LC	(1,000-10,000)	Males	<1%	Unknown	Unknown
<i>Carpodacus erythrinus</i>	Common Rosefinch	Declining	LC	(5,000-50,000)	Pairs	<1%	Unknown	Unknown
<i>Carpodacus rubicilla</i>	Great Rosefinch	Rare	LC	(50-250)	Pairs	2%	Unknown	Unknown
<i>Cercotrichas galactotes</i>	Rufous-tailed Scrub-robin	Declining	LC	(5,000-20,000)	Pairs	3%	(Stable)	(0)
<i>Charadrius alexandrinus</i>	Kentish Plover	Declining	LC	(500-2,500)	Pairs	4%	Unknown	Unknown
<i>Charadrius leschenaultii</i>	Greater Sandplover	VU	LC	Present	Pairs	Unknown	Unknown	Unknown
<i>Circus cyaneus</i>	Hen Harrier	NT	LC	(50-200)	Females	<1%	Unknown	Unknown
<i>Coturnix coturnix</i>	Common Quail	Depleted	LC	(10,000-50,000)	Males	<1%	Unknown	Unknown
<i>Falco biarmicus</i>	Lanner Falcon	EN	LC	(5-20)	Pairs	2%	Unknown	Unknown
<i>Falco naumanni</i>	Lesser Kestrel	Depleted	LC	1,500-3,000	Pairs	6%	Stable	0
<i>Falco tinnunculus</i>	Common Kestrel	Declining	LC	(1,000-5,000)	Pairs	<1%	Unknown	Unknown
<i>Francolinus francolinus</i>	Black Francolin	Depleted	LC	(2,500-10,000)	Pairs	39%	(Fluctuating)	(0)
<i>Fulica atra</i>	Common Coot	NT	LC	(10,000-20,000)	Pairs	1%	Unknown	Unknown
<i>Galerida cristata</i>	Crested Lark	Declining	LC	(100,000-500,000)	Pairs	1%	(Stable)	(0)
<i>Glareola pratincola</i>	Collared Pratincole	Declining	LC	(500-3,000)	Pairs	11%	(Fluctuating)	(0)
<i>Halcyon smyrnensis</i>	White-breasted Kingfisher	VU	LC	(1-10)	Pairs	1%	(Decrease)	Unknown
<i>Hirundo rustica</i>	Barn Swallow	Declining	LC	(250,000-500,000)	Pairs	<1%	Unknown	Unknown
<i>Ixobrychus minutus</i>	Common Little Bittern	Depleted	LC	(250-2,500)	Pairs	<1%	Unknown	Unknown
<i>Jynx torquilla</i>	Eurasian Wryneck	Depleted	LC	(1,000-5,000)	Pairs	<1%	Unknown	Unknown
<i>Melanocorypha calandra</i>	Calandra Lark	Declining	LC	(5,000-10,000)	Pairs	<1%	Unknown	Unknown
<i>Milvus migrans</i>	Black Kite	Depleted	LC	(100-500)	Pairs	<1%	Unknown	Unknown
<i>Monticola saxatilis</i>	Rufous-tailed Rock-thrush	Declining	LC	(1,000-10,000)	Pairs	2%	Unknown	Unknown
<i>Motacilla flava</i>	Western Yellow Wagtail	Declining	LC	(20,000-200,000)	Pairs	<1%	Unknown	Unknown
<i>Nycticorax nycticorax</i>	Black-crowned Night-heron	Declining	LC	(5,000-10,000)	Pairs	10%	(Increase)	Unknown
<i>Oenanthe oenanthe</i>	Northern Wheatear	Depleted	LC	(20,000-50,000)	Pairs	<1%	Unknown	Unknown
<i>Oenanthe xanthopyrma</i>	Kurdish Wheatear	Rare	LC	(100-1,000)	Pairs	29%	Unknown	Unknown



Scientific name	English name	European population status	Global Red List Category	Population size	Units	European population %	Population trend since 2000	
							Direction	Magnitude %
<i>Passer domesticus</i>	House Sparrow	Declining	LC	(500,000-1,000,000)	Pairs	<1%	Unknown	Unknown
<i>Passer montanus</i>	Eurasian Tree Sparrow	Depleted	LC	(200,000-500,000)	Pairs	1%	Unknown	Unknown
<i>Phoenicurus erythrogastrus</i>	White-winged Redstart	Rare	LC	(200-1,000)	Pairs	12%	(Stable)	(0)
<i>Poecile hyrcanus</i>	Caspian Tit	VU	LC	(50-200)	Pairs	100%	(Decrease)	Unknown
<i>Pterocles orientalis</i>	Black-bellied Sandgrouse	EN	LC	(50-250)	Pairs	<1%	(Unknown)	(Unknown)
<i>Pyrhonorax pyrrhonorax</i>	Red-billed Chough	Declining	LC	(2,000-15,000)	Pairs	9%	(Stable)	(0)
<i>Riparia riparia</i>	Collared Sand Martin	Depleted	LC	(10,000-50,000)	Pairs	<1%	Unknown	Unknown
<i>Spatula querquedula</i>	Garganey	Declining	LC	(0-200)	Pairs	<1%	Unknown	Unknown
<i>Sternula albifrons</i>	Little Tern	Depleted	LC	500-1,000	Pairs	2%	Unknown	Unknown
<i>Sturnus vulgaris</i>	Common Starling	Declining	LC	(100,000-500,000)	Pairs	<1%	Unknown	Unknown
<i>Tadorna ferruginea</i>	Ruddy Shelduck	Depleted	LC	(500-1,500)	Pairs	4%	(Increase)	Unknown
<i>Zapornia pusilla</i>	Baillon's Crake	Rare	LC	(0-100)	Males	<1%	Unknown	Unknown

#### WINTERING 14 SPECIES

Scientific name	English name	European population status	Global Red List Category	Population size	Units	European population %	Population trend since 2000	
							Direction	Magnitude %
<i>Anas acuta</i>	Northern Pintail	Declining	LC	2,000-30,000	Individuals	6%	Fluctuating	0
<i>Aythya fuligula</i>	Tufted Duck	Declining	LC	20,000-200,000	Individuals	4%	Fluctuating	0
<i>Aythya marila</i>	Greater Scaup	VU	LC	1,500-6,500	Individuals	2%	Unknown	Unknown
<i>Calidris alpina</i>	Dunlin	Declining	LC	4,000-10,000	Individuals	<1%	Unknown	Unknown
<i>Circus cyaneus</i>	Hen Harrier	NT	LC	50-200	Individuals	1%	Unknown	Unknown
<i>Cygnus columbianus</i>	Tundra Swan	EN	LC	5-10	Individuals	<1%	Unknown	Unknown
<i>Fulica atra</i>	Common Coot	NT	LC	<b>200,000-500,000</b>	Individuals	9%	<b>Decrease</b>	Unknown
<i>Gallinago gallinago</i>	Common Snipe	Declining	LC	60-2,500	Individuals	<1%	Unknown	Unknown
<i>Gavia arctica</i>	Arctic Loon	Declining	LC	(5-15)	Individuals	<1%	Unknown	Unknown
<i>Gavia stellata</i>	Red-throated Loon	Depleted	LC	(5-15)	Individuals	<1%	Unknown	Unknown
<i>Hydrocoloeus minutus</i>	Little Gull	NT	LC	(500-1,000)	Individuals	11%	(Decrease)	Unknown
<i>Mergellus albellus</i>	Smew	Depleted	LC	100-700	Individuals	1%	Unknown	Unknown
<i>Mergus serrator</i>	Red-breasted Merganser	NT	LC	250-1,000	Individuals	<1%	Unknown	Unknown
<i>Tadorna ferruginea</i>	Ruddy Shelduck	Depleted	LC	20,000-50,000	Individuals	81%	Increase	Unknown



MARBLD TEAL *Marmaronetta angustirostris* © JC ATIENZA

# BELARUS



Belarus covers **207,600 km<sup>2</sup>**, or almost 2% of Europe. It holds populations of 224 breeding species, of which 83 (37%) are SPECs, and at least 32 wintering waterbird species. Belarus is the most important country in the world for breeding Aquatic Warbler *Acrocephalus paludicola* (Vulnerable both in Europe and globally) and the second most important

in Europe (after Russia) for Greater Spotted Eagle *Clanga clanga* (Endangered in Europe). It also holds significant proportions (6-13%) of the European breeding populations of some threatened waders, including Great Snipe *Gallinago media*, Black-tailed Godwit *Limosa limosa*, Northern Lapwing *Vanellus vanellus* and Common Redshank *Tringa totanus*.

[HTTP://DATAZONE.BIRDLIFE.ORG/INFO/EUOREDLIST](http://datazone.birdlife.org/info/euroredlist)

## SPEC

## SPECIES OF GLOBAL CONSERVATION CONCERN


1

### BREEDING 14 SPECIES

Scientific name	English name	European population status	Global Red List Category	Population size	Units	European population %	Population trend since 2000	
							Direction	Magnitude %
<i>Acrocephalus paludicola</i>	Aquatic Warbler	VU	VU	<b>3,086-7,029</b>	Males	42%	<b>Decrease</b>	<b>47-55</b>
<i>Anthus pratensis</i>	Meadow Pipit	NT	NT	180,000-230,000	Pairs	2%	Stable	0
<i>Aythya ferina</i>	Common Pochard	VU	VU	3,000-4,000	Pairs	1%	Decrease	50
<i>Aythya nyroca</i>	Ferruginous Duck	Depleted	NT	50-120	Pairs	<1%	Decrease	0-67
<i>Clanga clanga</i>	Greater Spotted Eagle	EN	VU	<b>120-160</b>	Pairs	16%	<b>Decrease</b>	<b>20</b>
<i>Falco vespertinus</i>	Red-footed Falcon	NT	NT	10-30	Pairs	<1%	(Increase)	(0-100)
<i>Gallinago media</i>	Great Snipe	Declining	NT	4,600-6,000	Males	6%	Fluctuating	0-30
<i>Haematopus ostralegus</i>	Eurasian Oystercatcher	VU	NT	300	Pairs	<1%	Increase	0-30
<i>Limosa limosa</i>	Black-tailed Godwit	VU	NT	6,000-8,500	Pairs	6%	Fluctuating	0-42
<i>Milvus milvus</i>	Red Kite	NT	NT	3-10	Pairs	<1%	Unknown	Unknown
<i>Numenius arquata</i>	Eurasian Curlew	VU	NT	950-1,200	Pairs	<1%	Fluctuating	0-26
<i>Streptopelia turtur</i>	European Turtle-dove	VU	VU	40,000-60,000	Pairs	1%	Stable	0
<i>Turdus iliacus</i>	Redwing	NT	NT	70,000-140,000	Pairs	<1%	Stable	0
<i>Vanellus vanellus</i>	Northern Lapwing	VU	NT	100,000-160,000	Pairs	6%	Fluctuating	10-60

### WINTERING 5 SPECIES

Scientific name	English name	European population status	Global Red List Category	Population size	Units	European population %	Population trend since 2000	
							Direction	Magnitude %
<i>Aythya ferina</i>	Common Pochard	VU	VU	<b>60-100</b>	Individuals	<1%	Stable	0
<i>Aythya nyroca</i>	Ferruginous Duck	Depleted	NT	<b>0</b>	Individuals	0%	<b>Decrease</b>	<b>100</b>
<i>Clangula hyemalis</i>	Long-tailed Duck	VU	VU	<b>0-5</b>	Individuals	<1%	Stable	0
<i>Melanitta fusca</i>	Velvet Scoter	VU	VU	<b>0-5</b>	Individuals	<1%	Stable	0
<i>Somateria mollissima</i>	Common Eider	VU	NT	<b>0</b>	Individuals	0%	Unknown	Unknown



AQUATIC WARBLER *Acrocephalus paludicola* © TOMI MUUKKONEN

## BREEDING 19 SPECIES

Scientific name	English name	European population status	Global Red List Category	Population size	Units	European population %	Population trend since 2000	
							Direction	Magnitude %
<i>Calidris pugnax</i>	Ruff	Declining	LC	2,000-2,400	Males	<1%	Fluctuating	20
<i>Coracias garrulus</i>	European Roller	Declining	LC	20-50	Pairs	<1%	Decrease	94-97
<i>Crex crex</i>	Corncrake	Depleted	LC	26,000-32,000	Males	2%	Decrease	4-47
<i>Delichon urbicum</i>	Northern House Martin	Declining	LC	100,000-150,000	Pairs	<1%	Stable	0
<i>Emberiza calandra</i>	Corn Bunting	Depleted	LC	600-1,000	Pairs	<1%	Stable	0
<i>Emberiza citrinella</i>	Yellowhammer	Declining	LC	600,000-800,000	Pairs	3%	Stable	0
<i>Emberiza hortulana</i>	Ortolan Bunting	Declining	LC	2,500-4,000	Pairs	<1%	Stable	0
<i>Lanius collurio</i>	Red-backed Shrike	Depleted	LC	50,000-70,000	Pairs	<1%	Stable	0
<i>Lanius minor</i>	Lesser Grey Shrike	Declining	LC	50-200	Pairs	<1%	Stable	0
<i>Larus argentatus</i>	European Herring Gull	Declining	LC	700-1,000	Pairs	<1%	Increase	100
<i>Linaria cannabina</i>	Common Linnet	Declining	LC	130,000-180,000	Pairs	<1%	Stable	0
<i>Lullula arborea</i>	Woodlark	Depleted	LC	20,000-35,000	Pairs	<1%	(Stable)	(0)
<i>Muscicapa striata</i>	Spotted Flycatcher	Depleted	LC	700,000-1,000,000	Pairs	5%	Stable	0
<i>Otus scops</i>	Eurasian Scops-owl	Depleted	LC	10-50	Pairs	<1%	Stable	0
<i>Perdix perdix</i>	Grey Partridge	Declining	LC	20,000-22,000	Pairs	1%	Decrease	20-56
<i>Regulus regulus</i>	Goldcrest	Declining	LC	300,000-350,000	Pairs	1%	Stable	0
<i>Saxicola rubetra</i>	Whinchat	Declining	LC	550,000-650,000	Pairs	7%	Stable	0
<i>Serinus serinus</i>	European Serin	Declining	LC	3,000-8,000	Pairs	<1%	Stable	0
<i>Tringa totanus</i>	Common Redshank	Declining	LC	40,000-70,000	Pairs	13%	Stable	0

## BREEDING 50 SPECIES

Scientific name	English name	European population status	Global Red List Category	Population size	Units	European population %	Population trend since 2000	
							Direction	Magnitude %
<i>Actitis hypoleucos</i>	Common Sandpiper	Declining	LC	12,000-14,500	Pairs	1%	Stable	0
<i>Alauda arvensis</i>	Eurasian Skylark	Declining	LC	2,300,000-3,000,000	Pairs	4%	Stable	0
<i>Alcedo atthis</i>	Common Kingfisher	VU	LC	5,000-8,000	Pairs	5%	Increase	33-66
<i>Anas acuta</i>	Northern Pintail	Declining	LC	70-150	Pairs	<1%	Fluctuating	10-20
<i>Anthus campestris</i>	Tawny Pipit	Depleted	LC	2,000-3,000	Pairs	<1%	Stable	0
<i>Anthus trivialis</i>	Tree Pipit	Declining	LC	800,000-1,200,000	Pairs	3%	Stable	0
<i>Apus apus</i>	Common Swift	Declining	LC	140,000-160,000	Pairs	<1%	Stable	0
<i>Asio flammeus</i>	Short-eared Owl	Depleted	LC	500-1,500	Pairs	<1%	Stable	0
<i>Athene noctua</i>	Little Owl	Depleted	LC	400-1,000	Pairs	<1%	Stable	0
<i>Aythya fuligula</i>	Tufted Duck	Declining	LC	3,000-5,000	Pairs	<1%	Decrease	20-33
<i>Botaurus stellaris</i>	Eurasian Bittern	Depleted	LC	<b>1,000-1,800</b>	Males	3%	Stable	0
<i>Bubo bubo</i>	Eurasian Eagle-owl	Depleted	LC	250-400	Pairs	1%	Stable	0
<i>Burhinus oediconemus</i>	Eurasian Thick-knee	Depleted	LC	<b>0</b>	Pairs	0%	<b>Decrease</b>	<b>100</b>
<i>Calidris alpina</i>	Dunlin	Declining	LC	0	Pairs	0%	<b>Decrease</b>	<b>100</b>
<i>Caprimulgus europaeus</i>	European Nightjar	Depleted	LC	35,000-50,000	Males	5%	Stable	0
<i>Carpodacus erythrinus</i>	Common Rosefinch	Declining	LC	70,000-120,000	Pairs	<1%	Stable	0
<i>Chlidonias niger</i>	Black Tern	Depleted	LC	6,000-22,000	Pairs	11%	Fluctuating	25-267
<i>Circus cyaneus</i>	Hen Harrier	NT	LC	600-800	Females	2%	Increase	10-13
<i>Coturnix coturnix</i>	Common Quail	Depleted	LC	15,000-30,000	Males	<1%	Fluctuating	0-19
<i>Cyanistes cyaneus</i>	Azure Tit	Rare	LC	400-800	Pairs	7%	Stable	0
<i>Falco tinnunculus</i>	Common Kestrel	Declining	LC	1,200-1,700	Pairs	<1%	Stable	0
<i>Fringilla montifringilla</i>	Brambling	Declining	LC	0-10	Pairs	<1%	Stable	0
<i>Fulica atra</i>	Common Coot	NT	LC	14,000-17,000	Pairs	1%	Stable	0

# BELARUS

HTTP://DATAZONE.BIRDLIFE.ORG/INFO/EUOREDLIST

Scientific name	English name	European population status	Global Red List Category	Population size	Units	European population %	Population trend since 2000	
							Direction	Magnitude %
<i>Galerida cristata</i>	Crested Lark	Declining	LC	1,000-1,500	Pairs	<1%	Stable	0
<i>Gallinago gallinago</i>	Common Snipe	Declining	LC	70,000-90,000	Pairs	2%	Fluctuating	0-30
<i>Gavia arctica</i>	Arctic Loon	Declining	LC	10-12	Pairs	<1%	Decrease	33-60
<i>Hirundo rustica</i>	Barn Swallow	Declining	LC	1,000,000-1,500,000	Pairs	3%	Stable	0
<i>Hydrocoloeus minutus</i>	Little Gull	NT	LC	500-1,000	Pairs	2%	Decrease	50
<i>Ixobrychus minutus</i>	Common Little Bittern	Depleted	LC	600-1,000	Pairs	<1%	Increase	67-100
<i>Jynx torquilla</i>	Eurasian Wryneck	Depleted	LC	30,000-40,000	Pairs	3%	Stable	0
<i>Lagopus lagopus</i>	Willow Grouse	VU	LC	30-50	Pairs	<1%	Decrease	73-75
<i>Lanius excubitor</i>	Great Grey Shrike	Depleted	LC	600-1,200	Pairs	<1%	Stable	0
<i>Lyrurus tetrix</i>	Black Grouse	Depleted	LC	<b>18,000</b>	Males	1%	<b>Decrease</b>	<b>30</b>
<i>Mergellus albellus</i>	Smew	Depleted	LC	15-50	Pairs	<1%	Fluctuating	10-50
<i>Mergus serrator</i>	Red-breasted Merganser	NT	LC	10-20	Pairs	<1%	Stable	0
<i>Milvus migrans</i>	Black Kite	Depleted	LC	200-250	Pairs	<1%	Stable	0
<i>Motacilla flava</i>	Western Yellow Wagtail	Declining	LC	470,000-530,000	Pairs	4%	Stable	0
<i>Nycticorax nycticorax</i>	Black-crowned Night-heron	Declining	LC	30-70	Pairs	<1%	Increase	159-500
<i>Oenanthe oenanthe</i>	Northern Wheatear	Depleted	LC	50,000-70,000	Pairs	<1%	Stable	0
<i>Passer domesticus</i>	House Sparrow	Declining	LC	2,100,000-2,300,000	Pairs	1%	Stable	0
<i>Passer montanus</i>	Eurasian Tree Sparrow	Depleted	LC	900,000-950,000	Pairs	3%	Stable	0
<i>Phylloscopus trochilus</i>	Willow Warbler	Declining	LC	950,000-1,100,000	Pairs	1%	Stable	0
<i>Poecile montanus</i>	Willow Tit	Declining	LC	400,000-600,000	Pairs	1%	Stable	0
<i>Riparia riparia</i>	Collared Sand Martin	Depleted	LC	200,000-300,000	Pairs	5%	Stable	0
<i>Spatula querquedula</i>	Garganey	Declining	LC	16,400-31,200	Pairs	5%	Decrease	30-50
<i>Sternula albifrons</i>	Little Tern	Depleted	LC	900-1,100	Pairs	2%	Stable	0
<i>Strix nebulosa</i>	Great Grey Owl	Rare	LC	50-100	Pairs	2%	Stable	0
<i>Sturnus vulgaris</i>	Common Starling	Declining	LC	1,500,000-1,700,000	Pairs	4%	Stable	0
<i>Tringa glareola</i>	Wood Sandpiper	Depleted	LC	2,500-3,000	Pairs	<1%	Stable	0
<i>Tyto alba</i>	Common Barn-owl	Depleted	LC	30-50	Pairs	<1%	Increase	233-500

## WINTERING 8 SPECIES

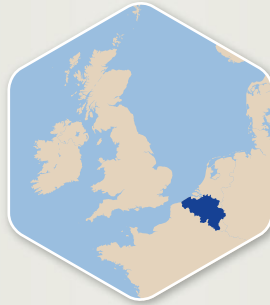
Scientific name	English name	European population status	Global Red List Category	Population size	Units	European population %	Population trend since 2000	
							Direction	Magnitude %
<i>Anas acuta</i>	Northern Pintail	Declining	LC	<b>0-5</b>	Individuals	<1%	Stable	0
<i>Aythya fuligula</i>	Tufted Duck	Declining	LC	<b>500-1,000</b>	Individuals	<1%	Stable	0
<i>Aythya marila</i>	Greater Scaup	VU	LC	<b>0-5</b>	Individuals	<1%	Stable	0
<i>Circus cyaneus</i>	Hen Harrier	NT	LC	1-3	Individuals	<1%	Unknown	Unknown
<i>Fulica atra</i>	Common Coot	NT	LC	<b>600-800</b>	Individuals	<1%	Fluctuating	20-50
<i>Gavia arctica</i>	Arctic Loon	Declining	LC	<b>0-5</b>	Individuals	<1%	Stable	0
<i>Mergellus albellus</i>	Smew	Depleted	LC	<b>50-100</b>	Individuals	<1%	Stable	0
<i>Mergus serrator</i>	Red-breasted Merganser	NT	LC	<b>0-5</b>	Individuals	<1%	Stable	0



GREATER SPOTTED EAGLE *Clanga clanga* © SANTANU SEN/FICKR

# BELGIUM

Belgium holds breeding populations of 184 regularly occurring species, of which 62 (34%) are SPECs, and at least 47 wintering waterbird species. With a territory of **30,530 km<sup>2</sup>** (0.3% of Europe), Belgium holds less than 1% of the European populations of most SPECs. Nevertheless, it is an important country for some wintering waterbirds, holding 2-3% of the European populations of



Common Pochard *Aythya ferina* (Vulnerable both globally and in Europe), Eurasian Curlew *Numenius arquata* (Vulnerable in Europe) and Tundra Swan *Cygnus columbianus* (Endangered in Europe). Around 1% of the European breeding populations of Little Owl *Athene noctua* and Common Barn Owl *Tyto alba* can also be found in Belgium.

[HTTP://DATAZONE.BIRDLIFE.ORG/INFO/EUOREDLIST](http://datazone.birdlife.org/info/euroredlist)

## SPEC

## SPECIES OF GLOBAL CONSERVATION CONCERN


1

### BREEDING 8 SPECIES

Scientific name	English name	European population status	Global Red List Category	Population size	Units	European population %	Population trend since 2000	
							Direction	Magnitude %
<i>Anthus pratensis</i>	Meadow Pipit	NT	NT	4,000-7,000	Pairs	<1%	Decrease	8-47
<i>Aythya ferina</i>	Common Pochard	VU	VU	500-1,000	Pairs	<1%	(Stable)	(0)
<i>Haematopus ostralegus</i>	Eurasian Oystercatcher	VU	NT	1,500-2,000	Pairs	<1%	Stable	0
<i>Limosa limosa</i>	Black-tailed Godwit	VU	NT	<b>900-1,100</b>	Pairs	<1%	Stable	0
<i>Milvus milvus</i>	Red Kite	NT	NT	<b>180</b>	Pairs	<1%	Stable	0
<i>Numenius arquata</i>	Eurasian Curlew	VU	NT	500-600	Pairs	<1%	Stable	0
<i>Streptopelia turtur</i>	European Turtle-dove	VU	VU	3,000-4,500	Pairs	<1%	Decrease	38-58
<i>Vanellus vanellus</i>	Northern Lapwing	VU	NT	15,000-20,000	Pairs	<1%	Decrease	1-25

### WINTERING 7 SPECIES

Scientific name	English name	European population status	Global Red List Category	Population size	Units	European population %	Population trend since 2000	
							Direction	Magnitude %
<i>Aythya ferina</i>	Common Pochard	VU	VU	<b>11,725-13,891</b>	Individuals	2%	<b>Decrease</b>	<b>5-7</b>
<i>Calidris canutus</i>	Red Knot	Secure	NT	<b>15-126</b>	Individuals	<1%	<b>Fluctuating</b>	<b>0</b>
<i>Limosa lapponica</i>	Bar-tailed Godwit	Secure	NT	<b>5-17</b>	Individuals	<1%	<b>Fluctuating</b>	<b>0</b>
<i>Melanitta fusca</i>	Velvet Scoter	VU	VU	(50-250)	Individuals	<1%	(Fluctuating)	(0)
<i>Numenius arquata</i>	Eurasian Curlew	VU	NT	<b>8,872-25,925</b>	Individuals	3%	Unknown	Unknown
<i>Somateria mollissima</i>	Common Eider	VU	NT	<b>5-10</b>	Individuals	<1%	<b>Decrease</b>	Unknown
<i>Vanellus vanellus</i>	Northern Lapwing	VU	NT	<b>36,612-85,104</b>	Individuals	1%	<b>Decrease</b>	<b>2-11</b>



TUNDRA SWAN *Cygnus columbianus* © TONY HISGETT

## SPECIES OF EUROPEAN CONSERVATION CONCERN CONCENTRATED IN EUROPE

### BREEDING 15 SPECIES

Scientific name	English name	European population status	Global Red List Category	Population size	Units	European population %	Population trend since 2000	
							Direction	Magnitude %
<i>Crex crex</i>	Corncrake	Depleted	LC	<b>2-18</b>	Males	<1%	(Stable)	(0)
<i>Delichon urbicum</i>	Northern House Martin	Declining	LC	40,000-45,000	Pairs	<1%	Stable	0
<i>Emberiza calandra</i>	Corn Bunting	Depleted	LC	1,200-1,800	Pairs	<1%	Decrease	20-47
<i>Emberiza citrinella</i>	Yellowhammer	Declining	LC	32,000-33,000	Pairs	<1%	Stable	0
<i>Emberiza hortulana</i>	Ortolan Bunting	Declining	LC	0	Pairs	0%	n/a	Unknown
<i>Lanius collurio</i>	Red-backed Shrike	Depleted	LC	4,000-5,000	Pairs	<1%	Increase	8-35
<i>Larus argentatus</i>	European Herring Gull	Declining	LC	<b>2,037-2,857</b>	Pairs	<1%	<b>Increase</b>	<b>24-119</b>
<i>Linaria cannabina</i>	Common Linnet	Declining	LC	(30,000-70,000)	Pairs	<1%	Decrease	0-3
<i>Lullula arborea</i>	Woodlark	Depleted	LC	(500-1,000)	Pairs	<1%	Stable	0
<i>Muscicapa striata</i>	Spotted Flycatcher	Depleted	LC	(10,000-50,000)	Pairs	<1%	Decrease	4-52
<i>Perdix perdix</i>	Grey Partridge	Declining	LC	(5,400-13,600)	Pairs	<1%	Decrease	1-25
<i>Regulus regulus</i>	Goldcrest	Declining	LC	50,000-100,000	Pairs	<1%	Decrease	4-48
<i>Saxicola rubetra</i>	Whinchat	Declining	LC	<b>150-200</b>	Pairs	<1%	<b>Decrease</b>	<b>2-27</b>
<i>Serinus serinus</i>	European Serin	Declining	LC	(500-800)	Pairs	<1%	(Decrease)	(45-66)
<i>Tringa totanus</i>	Common Redshank	Declining	LC	300-350	Pairs	<1%	Decrease	17-29

## SPECIES OF EUROPEAN CONSERVATION CONCERN NOT CONCENTRATED IN EUROPE

### BREEDING 39 SPECIES

Scientific name	English name	European population status	Global Red List Category	Population size	Units	European population %	Population trend since 2000	
							Direction	Magnitude %
<i>Actitis hypoleucos</i>	Common Sandpiper	Declining	LC	<b>0</b>	Pairs	0%	Unknown	Unknown
<i>Alauda arvensis</i>	Eurasian Skylark	Declining	LC	24,000-28,000	Pairs	<1%	Decrease	13-25
<i>Alcedo atthis</i>	Common Kingfisher	VU	LC	200-950	Pairs	<1%	Decrease	14-82
<i>Anas acuta</i>	Northern Pintail	Declining	LC	0-2	Pairs	<1%	Stable	0
<i>Anthus trivialis</i>	Tree Pipit	Declining	LC	13,000-14,000	Pairs	<1%	Stable	0
<i>Apus apus</i>	Common Swift	Declining	LC	(20,000-50,000)	Pairs	<1%	Increase	5-27
<i>Asio flammeus</i>	Short-eared Owl	Depleted	LC	(0)	Pairs	0%	Unknown	Unknown
<i>Athene noctua</i>	Little Owl	Depleted	LC	8,000-13,000	Pairs	1%	(Stable)	(0)
<i>Aythya fuligula</i>	Tufted Duck	Declining	LC	1,900-2,700	Pairs	<1%	(Stable)	(0)
<i>Botaurus stellaris</i>	Eurasian Bittern	Depleted	LC	<b>15-28</b>	Males	<1%	Increase	15-155
<i>Bubo bubo</i>	Eurasian Eagle-owl	Depleted	LC	70-80	Pairs	<1%	<b>Stable</b>	<b>0</b>
<i>Caprimulgus europaeus</i>	European Nightjar	Depleted	LC	(500-600)	Males	<1%	Stable	0
<i>Carpodacus erythrinus</i>	Common Rosefinch	Declining	LC	0-1	Pairs	<1%	Stable	0
<i>Charadrius alexandrinus</i>	Kentish Plover	Declining	LC	<b>10-23</b>	Pairs	<1%	<b>Decrease</b>	<b>60-81</b>
<i>Circus cyaneus</i>	Hen Harrier	NT	LC	1-4	Females	<1%	<b>Stable</b>	<b>0</b>
<i>Coturnix coturnix</i>	Common Quail	Depleted	LC	(2,700-3,400)	Males	<1%	(Fluctuating)	(0)
<i>Falco tinnunculus</i>	Common Kestrel	Declining	LC	4,200-6,500	Pairs	1%	Stable	0
<i>Fulica atra</i>	Common Coot	NT	LC	5,000-10,000	Pairs	<1%	Increase	37
<i>Galerida cristata</i>	Crested Lark	Declining	LC	<b>5-7</b>	Pairs	<1%	<b>Decrease</b>	<b>86-90</b>
<i>Gallinago gallinago</i>	Common Snipe	Declining	LC	<b>15-20</b>	Pairs	<1%	Decrease	35-52
<i>Hirundo rustica</i>	Barn Swallow	Declining	LC	(80,000-140,000)	Pairs	<1%	Stable	0
<i>Ixobrychus minutus</i>	Common Little Bittern	Depleted	LC	<b>31-44</b>	Pairs	<1%	Increase	35-267
<i>Jynx torquilla</i>	Eurasian Wryneck	Depleted	LC	48-58	Pairs	<1%	(Stable)	(0)

Scientific name	English name	European population status	Global Red List Category	Population size	Units	European population %	Population trend since 2000	
							Direction	Magnitude %
<i>Lanius excubitor</i>	Great Grey Shrike	Depleted	LC	<b>90-100</b>	Pairs	<1%	Decrease	63-67
<i>Lyrurus tetrix</i>	Black Grouse	Depleted	LC	<b>8-21</b>	Males	<1%	<b>Decrease</b>	<b>0-40</b>
<i>Milvus migrans</i>	Black Kite	Depleted	LC	55-65	Pairs	<1%	Stable	0
<i>Motacilla flava</i>	Western Yellow Wagtail	Declining	LC	(20,000-40,000)	Pairs	<1%	Stable	0
<i>Nycticorax nycticorax</i>	Black-crowned Night-heron	Declining	LC	<b>6-11</b>	Pairs	<1%	<b>Decrease</b>	<b>69-83</b>
<i>Oenanthe oenanthe</i>	Northern Wheatear	Depleted	LC	2-6	Pairs	<1%	<b>Decrease</b>	<b>40-80</b>
<i>Passer domesticus</i>	House Sparrow	Declining	LC	(100,000-500,000)	Pairs	<1%	Stable	0
<i>Passer montanus</i>	Eurasian Tree Sparrow	Depleted	LC	(15,000-60,000)	Pairs	<1%	Decrease	4-26
<i>Phylloscopus trochilus</i>	Willow Warbler	Declining	LC	(50,000-100,000)	Pairs	<1%	Stable	0
<i>Poecile montanus</i>	Willow Tit	Declining	LC	8,000-16,000	Pairs	<1%	Decrease	0-48
<i>Riparia riparia</i>	Collared Sand Martin	Depleted	LC	5,000-10,000	Pairs	<1%	<b>Stable</b>	<b>0</b>
<i>Spatula querquedula</i>	Garganey	Declining	LC	100-150	Pairs	<1%	Decrease	7-38
<i>Sternula albifrons</i>	Little Tern	Depleted	LC	<b>30-177</b>	Pairs	<1%	<b>Stable</b>	<b>0</b>
<i>Sturnus vulgaris</i>	Common Starling	Declining	LC	(150,000-200,000)	Pairs	<1%	Decrease	1-10
<i>Tyto alba</i>	Common Barn-owl	Depleted	LC	1,800-2,300	Pairs	1%	(Stable)	(0)
<i>Zapornia pusilla</i>	Baillon's Crake	Rare	LC	<b>0-1</b>	Males	<1%	Stable	0

### WINTERING 10 SPECIES

Scientific name	English name	European population status	Global Red List Category	Population size	Units	European population %	Population trend since 2000	
							Direction	Magnitude %
<i>Anas acuta</i>	Northern Pintail	Declining	LC	<b>1,615-2,637</b>	Individuals	1%	<b>Decrease</b>	<b>6-10</b>
<i>Aythya fuligula</i>	Tufted Duck	Declining	LC	<b>14,837-18,272</b>	Individuals	1%	Unknown	Unknown
<i>Aythya marila</i>	Greater Scaup	VU	LC	<b>6-25</b>	Individuals	<1%	Unknown	Unknown
<i>Calidris alpina</i>	Dunlin	Declining	LC	<b>1,774-2,252</b>	Individuals	<1%	<b>Decrease</b>	<b>6-7</b>
<i>Circus cyaneus</i>	Hen Harrier	NT	LC	(150-700)	Individuals	3%	Fluctuating	0
<i>Cygnus columbianus</i>	Tundra Swan	EN	LC	<b>390-954</b>	Individuals	3%	Unknown	Unknown
<i>Fulica atra</i>	Common Coot	NT	LC	<b>37,629-40,105</b>	Individuals	1%	<b>Decrease</b>	<b>1-2</b>
<i>Gavia stellata</i>	Red-throated Loon	Depleted	LC	(275)	Individuals	1%	Fluctuating	0
<i>Mergellus albellus</i>	Smew	Depleted	LC	<b>164-195</b>	Individuals	<1%	<b>Decrease</b>	<b>0-3</b>
<i>Mergus serrator</i>	Red-breasted Merganser	NT	LC	<b>7-24</b>	Individuals	<1%	<b>Decrease</b>	Unknown



COMMON BARN-OWL *Tyto alba* © MENNO VAN DUIJN/AGAMI

# BOSNIA AND HERZEGOVINA

Bosnia and Herzegovina, with a territory of **51,210 km<sup>2</sup>** (0.5% of Europe), is home to 223 regularly occurring breeding species and at least 46 wintering waterbird species. Around 30% of both breeding and wintering species are SPECs (71 and 15 species respectively). For most of these, the country holds less than 1% of their European populations, but it is particularly important for Rock Partridge *Alectoris*



*graeca*, holding 15% of the global population of this Near Threatened European endemic. It also holds 5% of the wintering population of Ferruginous Duck *Aythya nyroca*. Two Depleted owl species, Eurasian Scops-owl *Otus scops* and Eurasian Eagle-owl *Bubo bubo*, breed here in relatively high numbers (more than 2% of their European populations).

[HTTP://DATAZONE.BIRDLIFE.ORG/INFO/EUOREDLIST](http://datazone.birdlife.org/info/euroredlist)

**SPEC**

## SPECIES OF GLOBAL CONSERVATION CONCERN

**1**

### BREEDING 8 SPECIES

Scientific name	English name	European population status	Global Red List Category	Population size	Units	European population %	Population trend since 2000	
							Direction	Magnitude %
<i>Alectoris graeca</i>	Rock Partridge	NT	NT	7,000-10,000	Pairs	15%	(Fluctuating)	(10-20)
<i>Aythya ferina</i>	Common Pochard	VU	VU	(100-200)	Pairs	<1%	Unknown	Unknown
<i>Aythya nyroca</i>	Ferruginous Duck	Depleted	NT	150-300	Pairs	<1%	(Stable)	(0)
<i>Gypaetus barbatus</i>	Bearded Vulture	VU	NT	0	Pairs	0%	Unknown	Unknown
<i>Milvus milvus</i>	Red Kite	NT	NT	(0-1)	Pairs	<1%	Unknown	Unknown
<i>Neophron percnopterus</i>	Egyptian Vulture	EN	EN	0	Pairs	0%	Unknown	Unknown
<i>Streptopelia turtur</i>	European Turtle-dove	VU	VU	(5,000-15,000)	Pairs	<1%	Unknown	Unknown
<i>Vanellus vanellus</i>	Northern Lapwing	VU	NT	(500-700)	Pairs	<1%	(Decrease)	(5-10)

### WINTERING 4 SPECIES

Scientific name	English name	European population status	Global Red List Category	Population size	Units	European population %	Population trend since 2000	
							Direction	Magnitude %
<i>Aythya ferina</i>	Common Pochard	VU	VU	1,000-4,000	Individuals	<1%	Stable	0
<i>Aythya nyroca</i>	Ferruginous Duck	Depleted	NT	150-250	Individuals	5%	Fluctuating	20-30
<i>Numenius arquata</i>	Eurasian Curlew	VU	NT	1-15	Individuals	<1%	Fluctuating	0-100
<i>Vanellus vanellus</i>	Northern Lapwing	VU	NT	100-500	Individuals	<1%	Stable	0



FERRUGINOUS DUCK *Aythya nyroca* © FRANCIS FRANKLIN



## BREEDING 19 SPECIES

Scientific name	English name	European population status	Global Red List Category	Population size	Units	European population %	Population trend since 2000	
							Direction	Magnitude %
<i>Accipiter brevipes</i>	Levant Sparrowhawk	Rare	LC	(1-5)	Pairs	<1%	Unknown	Unknown
<i>Coracias garrulus</i>	European Roller	Declining	LC	0	Pairs	0%	Unknown	Unknown
<i>Crex crex</i>	Corncrake	Depleted	LC	800-1,500	Males	<1%	Decrease	5-10
<i>Delichon urbicum</i>	Northern House Martin	Declining	LC	(40,000-70,000)	Pairs	<1%	Unknown	Unknown
<i>Emberiza calandra</i>	Corn Bunting	Depleted	LC	(15,000-20,000)	Pairs	<1%	Unknown	Unknown
<i>Emberiza citrinella</i>	Yellowhammer	Declining	LC	(25,000-30,000)	Pairs	<1%	Unknown	Unknown
<i>Emberiza hortulana</i>	Ortolan Bunting	Declining	LC	(1,500-2,000)	Pairs	<1%	Unknown	Unknown
<i>Lanius collurio</i>	Red-backed Shrike	Depleted	LC	(45,000-90,000)	Pairs	<1%	Unknown	Unknown
<i>Lanius minor</i>	Lesser Grey Shrike	Declining	LC	200-500	Pairs	<1%	Unknown	Unknown
<i>Lanius senator</i>	Woodchat Shrike	Declining	LC	(100-300)	Pairs	<1%	Unknown	Unknown
<i>Linaria cannabina</i>	Common Linnet	Declining	LC	(80,000-120,000)	Pairs	<1%	Unknown	Unknown
<i>Lullula arborea</i>	Woodlark	Depleted	LC	(4,000-6,000)	Pairs	<1%	Unknown	Unknown
<i>Muscicapa striata</i>	Spotted Flycatcher	Depleted	LC	(8,500-17,000)	Pairs	<1%	Unknown	Unknown
<i>Otus scops</i>	Eurasian Scops-owl	Depleted	LC	8,000-12,000	Pairs	3%	(Decrease)	(5-10)
<i>Perdix perdix</i>	Grey Partridge	Declining	LC	(30,000-40,000)	Pairs	2%	Unknown	Unknown
<i>Regulus regulus</i>	Goldcrest	Declining	LC	(10,000-15,000)	Pairs	<1%	Unknown	Unknown
<i>Saxicola rubetra</i>	Whinchat	Declining	LC	(15,000-20,000)	Pairs	<1%	Unknown	Unknown
<i>Serinus serinus</i>	European Serin	Declining	LC	(90,000-120,000)	Pairs	<1%	Unknown	Unknown
<i>Tringa totanus</i>	Common Redshank	Declining	LC	(10-30)	Pairs	<1%	Unknown	Unknown

## BREEDING 44 SPECIES

Scientific name	English name	European population status	Global Red List Category	Population size	Units	European population %	Population trend since 2000	
							Direction	Magnitude %
<i>Actitis hypoleucos</i>	Common Sandpiper	Declining	LC	(400-800)	Pairs	<1%	Unknown	Unknown
<i>Alauda arvensis</i>	Eurasian Skylark	Declining	LC	(40,000-80,000)	Pairs	<1%	(Decrease)	(5-10)
<i>Alcedo atthis</i>	Common Kingfisher	VU	LC	(1,200-1,700)	Pairs	1%	Unknown	Unknown
<i>Anthus campestris</i>	Tawny Pipit	Depleted	LC	(600-1,200)	Pairs	<1%	Unknown	Unknown
<i>Anthus trivialis</i>	Tree Pipit	Declining	LC	(35,000-40,000)	Pairs	<1%	Unknown	Unknown
<i>Apus apus</i>	Common Swift	Declining	LC	(2,000-3,000)	Pairs	<1%	Unknown	Unknown
<i>Aquila fasciata</i>	Bonelli's Eagle	NT	LC	0	Pairs	0%	Unknown	Unknown
<i>Ardea purpurea</i>	Purple Heron	Declining	LC	(30-60)	Pairs	<1%	Unknown	Unknown
<i>Ardeola ralloides</i>	Squacco Heron	Depleted	LC	(150-250)	Pairs	<1%	Unknown	Unknown
<i>Asio flammeus</i>	Short-eared Owl	Depleted	LC	(1-5)	Pairs	<1%	Unknown	Unknown
<i>Athene noctua</i>	Little Owl	Depleted	LC	(2,000-3,500)	Pairs	<1%	Unknown	Unknown
<i>Aythya fuligula</i>	Tufted Duck	Declining	LC	(50-150)	Pairs	<1%	Unknown	Unknown
<i>Botaurus stellaris</i>	Eurasian Bittern	Depleted	LC	(10-50)	Males	<1%	(Fluctuating)	(5-10)
<i>Bubo bubo</i>	Eurasian Eagle-owl	Depleted	LC	(400-500)	Pairs	2%	(Decrease)	(5-10)
<i>Burhinus oediacnemus</i>	Eurasian Thick-knee	Depleted	LC	(1-5)	Pairs	<1%	Unknown	Unknown
<i>Calandrella brachydactyla</i>	Greater Short-toed Lark	Depleted	LC	(10-30)	Pairs	<1%	Unknown	Unknown
<i>Caprimulgus europaeus</i>	European Nightjar	Depleted	LC	(2,000-4,000)	Males	<1%	(Decrease)	(5-10)
<i>Cercotrichas galactotes</i>	Rufous-tailed Scrub-robin	Declining	LC	(1-10)	Pairs	<1%	Unknown	Unknown
<i>Chlidonias niger</i>	Black Tern	Depleted	LC	(1-5)	Pairs	<1%	Unknown	Unknown
<i>Coturnix coturnix</i>	Common Quail	Depleted	LC	(20,000-30,000)	Males	<1%	(Fluctuating)	(10-20)
<i>Falco biarmicus</i>	Lanner Falcon	EN	LC	(1-5)	Pairs	<1%	Unknown	Unknown
<i>Falco naumanni</i>	Lesser Kestrel	Depleted	LC	(1-10)	Pairs	<1%	Unknown	Unknown
<i>Falco tinnunculus</i>	Common Kestrel	Declining	LC	(3,000-4,000)	Pairs	<1%	Unknown	Unknown

# BOSNIA AND HERZEGOVINA

HTTP://DATAZONE.BIRDLIFE.ORG/INFO/EUOREDLIST

Scientific name	English name	European population status	Global Red List Category	Population size	Units	European population %	Population trend since 2000	
							Direction	Magnitude %
<i>Fulica atra</i>	Common Coot	NT	LC	(5,000-10,000)	Pairs	<1%	(Decrease)	(5-10)
<i>Galerida cristata</i>	Crested Lark	Declining	LC	(25,000-35,000)	Pairs	<1%	Unknown	Unknown
<i>Gallinago gallinago</i>	Common Snipe	Declining	LC	(20-50)	Pairs	<1%	Unknown	Unknown
<i>Hirundo rustica</i>	Barn Swallow	Declining	LC	(100,000-140,000)	Pairs	<1%	Unknown	Unknown
<i>Ixobrychus minutus</i>	Common Little Bittern	Depleted	LC	(200-500)	Pairs	<1%	(Stable)	(0)
<i>Jynx torquilla</i>	Eurasian Wryneck	Depleted	LC	(5,000-10,000)	Pairs	<1%	Unknown	Unknown
<i>Melanocorypha calandra</i>	Calandra Lark	Declining	LC	(30-50)	Pairs	<1%	Unknown	Unknown
<i>Milvus migrans</i>	Black Kite	Depleted	LC	(0-5)	Pairs	<1%	Unknown	Unknown
<i>Monticola saxatilis</i>	Rufous-tailed Rock-thrush	Declining	LC	(800-1,600)	Pairs	<1%	Unknown	Unknown
<i>Motacilla flava</i>	Western Yellow Wagtail	Declining	LC	(5,000-8,000)	Pairs	<1%	Unknown	Unknown
<i>Nycticorax nycticorax</i>	Black-crowned Night-heron	Declining	LC	(50-150)	Pairs	<1%	Unknown	Unknown
<i>Oenanthe oenanthe</i>	Northern Wheatear	Depleted	LC	(8,000-12,000)	Pairs	<1%	Unknown	Unknown
<i>Passer domesticus</i>	House Sparrow	Declining	LC	(450,000-900,000)	Pairs	<1%	(Fluctuating)	(1-5)
<i>Passer montanus</i>	Eurasian Tree Sparrow	Depleted	LC	(200,000-400,000)	Pairs	<1%	(Fluctuating)	(1-5)
<i>Poecile montanus</i>	Willow Tit	Declining	LC	(10,000-15,000)	Pairs	<1%	Unknown	Unknown
<i>Riparia riparia</i>	Collared Sand Martin	Depleted	LC	(5,000-10,000)	Pairs	<1%	Unknown	Unknown
<i>Spatula querquedula</i>	Garganey	Declining	LC	(200-500)	Pairs	<1%	Unknown	Unknown
<i>Sternula albifrons</i>	Little Tern	Depleted	LC	(10-30)	Pairs	<1%	(Increase)	(5-10)
<i>Sturnus vulgaris</i>	Common Starling	Declining	LC	(200,000-350,000)	Pairs	<1%	Unknown	Unknown
<i>Tyto alba</i>	Common Barn-owl	Depleted	LC	(300-600)	Pairs	<1%	Unknown	Unknown
<i>Zapornia pusilla</i>	Baillon's Crake	Rare	LC	5-15	Males	<1%	Unknown	Unknown

## WINTERING 11 SPECIES

Scientific name	English name	European population status	Global Red List Category	Population size	Units	European population %	Population trend since 2000	
							Direction	Magnitude %
<i>Anas acuta</i>	Northern Pintail	Declining	LC	50-200	Individuals	<1%	Fluctuating	10-20
<i>Aythya fuligula</i>	Tufted Duck	Declining	LC	100-400	Individuals	<1%	Fluctuating	20-30
<i>Aythya marila</i>	Greater Scaup	VU	LC	50-150	Individuals	<1%	Stable	0
<i>Circus cyaneus</i>	Hen Harrier	NT	LC	100-200	Individuals	1%	Stable	0
<i>Fulica atra</i>	Common Coot	NT	LC	20,000-60,000	Individuals	1%	Fluctuating	10-20
<i>Gallinago gallinago</i>	Common Snipe	Declining	LC	100-300	Individuals	<1%	Fluctuating	50-60
<i>Gavia arctica</i>	Arctic Loon	Declining	LC	1-10	Individuals	<1%	Stable	0
<i>Gavia stellata</i>	Red-throated Loon	Depleted	LC	1-10	Individuals	<1%	Stable	0
<i>Hydrocoloeus minutus</i>	Little Gull	NT	LC	1-5	Individuals	<1%	Stable	0
<i>Mergellus albellus</i>	Smew	Depleted	LC	1-10	Individuals	<1%	Fluctuating	0-100
<i>Mergus serrator</i>	Red-breasted Merganser	NT	LC	0-2	Individuals	<1%	Stable	0



COMMON KINGFISHER *Alcedo atthis* © MARKUS VARESVUO/AGAMI

# BULGARIA

Bulgaria covers **111,000 km<sup>2</sup>** (1% of Europe) and holds breeding populations of 256 regularly occurring species, of which 87 (34%) are SPECs. Over 60 species of wintering waterbirds also occur in the country. Bulgaria has exceptionally important sites for the conservation of the wintering populations of Red-breasted Goose *Branta ruficollis* and Dalmatian Pelican *Pelecanus crispus* (which also breeds here), both globally



Vulnerable species. Eastern Imperial Eagle *Aquila heliaca*, Levant Sparrowhawk *Accipiter brevipes* and Baillon's Crake *Zapornia pusilla* (all Rare in Europe) have small yet significant populations in Bulgaria. The country also holds 5-8% of the European breeding population of Semi-collared Flycatcher *Ficedula semitorquata*, European Roller *Coracias garrulus* and Red-backed Shrike *Lanius collurio* (all Declining or Depleted in Europe).

[HTTP://DATAZONE.BIRDLIFE.ORG/INFO/EUOREDLIST](http://datazone.birdlife.org/info/euroredlist)

## SPEC

## SPECIES OF GLOBAL CONSERVATION CONCERN

1

### BREEDING 14 SPECIES

Scientific name	English name	European population status	Global Red List Category	Population size	Units	European population %	Population trend since 2000	
							Direction	Magnitude %
<i>Aegypius monachus</i>	Cinereous Vulture	Rare	NT	0-1	Pairs	<1%	Unknown	Unknown
<i>Alectoris graeca</i>	Rock Partridge	NT	NT	800-1,500	Pairs	2%	Decrease	5-20
<i>Aquila heliaca</i>	Eastern Imperial Eagle	Rare	VU	25-30	Pairs	2%	Increase	156
<i>Aythya ferina</i>	Common Pochard	VU	VU	80-250	Pairs	<1%	Fluctuating	10-30
<i>Aythya nyroca</i>	Ferruginous Duck	Depleted	NT	120-400	Pairs	<1%	Fluctuating	10-30
<i>Falco cherrug</i>	Saker Falcon	VU	EN	0-8	Pairs	<1%	Decrease	50-70
<i>Falco vespertinus</i>	Red-footed Falcon	NT	NT	10-15	Pairs	<1%	Decrease	90-100
<i>Glareola nordmanni</i>	Black-winged Pratincole	VU	NT	0-3	Pairs	<1%	Decrease	5-10
<i>Gypaetus barbatus</i>	Bearded Vulture	VU	NT	0	Pairs	0%	Decrease	10-20
<i>Haematopus ostralegus</i>	Eurasian Oystercatcher	VU	NT	30-67	Pairs	<1%	Unknown	Unknown
<i>Neophron percnopterus</i>	Egyptian Vulture	EN	EN	29-60	Pairs	1%	Decrease	30-50
<i>Pelecanus crispus</i>	Dalmatian Pelican	Rare	VU	80-150	Pairs	3%	Increase	3-47
<i>Streptopelia turtur</i>	European Turtle-dove	VU	VU	35,000-100,000	Pairs	1%	Decrease	0-27
<i>Vanellus vanellus</i>	Northern Lapwing	VU	NT	800-1,500	Pairs	<1%	Decrease	10-15

### WINTERING 15 SPECIES

Scientific name	English name	European population status	Global Red List Category	Population size	Units	European population %	Population trend since 2000	
							Direction	Magnitude %
<i>Anser erythropus</i>	Lesser White-fronted Goose	EN	VU	1-20	Individuals	<1%	Fluctuating	10-20
<i>Aythya ferina</i>	Common Pochard	VU	VU	600-56,000	Individuals	1%	Fluctuating	10-500
<i>Aythya nyroca</i>	Ferruginous Duck	Depleted	NT	0-200	Individuals	<1%	Fluctuating	0-100
<i>Branta ruficollis</i>	Red-breasted Goose	VU	VU	700-54,000	Individuals	28%	Fluctuating	10-60
<i>Calidris canutus</i>	Red Knot	Secure	NT	0-6	Individuals	<1%	Unknown	Unknown
<i>Clangula hyemalis</i>	Long-tailed Duck	VU	VU	0-4	Individuals	<1%	Unknown	Unknown
<i>Limosa limosa</i>	Black-tailed Godwit	VU	NT	0-15	Individuals	<1%	Decrease	20
<i>Melanitta fusca</i>	Velvet Scoter	VU	VU	0-15	Individuals	<1%	Fluctuating	0-6
<i>Numenius arquata</i>	Eurasian Curlew	VU	NT	10-95	Individuals	<1%	Stable	5-10
<i>Numenius tenuirostris</i>	Slender-billed Curlew	CR (PE)	CR	1-2	Individuals	100%	Decrease	100
<i>Oxyura leucocephala</i>	White-headed Duck	EN	EN	50-2,100	Individuals	3%	Decrease	10-100
<i>Pelecanus crispus</i>	Dalmatian Pelican	Rare	VU	412-1,472	Individuals	14%	Increase	20-40
<i>Podiceps auritus</i>	Horned Grebe	NT	VU	0-2	Individuals	<1%	Stable	0
<i>Somateria mollissima</i>	Common Eider	VU	NT	0-20	Individuals	<1%	Fluctuating	0-200
<i>Vanellus vanellus</i>	Northern Lapwing	VU	NT	5-600	Individuals	<1%	Fluctuating	100-200

### BREEDING 22 SPECIES

Scientific name	English name	European population status	Global Red List Category	Population size	Units	European population %	Population trend since 2000	
							Direction	Magnitude %
<i>Accipiter brevipes</i>	Levant Sparrowhawk	Rare	LC	190-470	Pairs	6%	Stable	0
<i>Coracias garrulus</i>	European Roller	Declining	LC	2,000-8,000	Pairs	7%	(Increase)	(5-10)
<i>Crex crex</i>	Corncrake	Depleted	LC	2,000-4,500	Males	<1%	Decrease	20-50
<i>Delichon urbicum</i>	Northern House Martin	Declining	LC	300,000-750,000	Pairs	3%	<b>Decrease</b>	<b>23-42</b>
<i>Emberiza calandra</i>	Corn Bunting	Depleted	LC	300,000-1,000,000	Pairs	2%	<b>Decrease</b>	<b>18-36</b>
<i>Emberiza citrinella</i>	Yellowhammer	Declining	LC	50,000-97,000	Pairs	<1%	Stable	0
<i>Emberiza hortulana</i>	Ortolan Bunting	Declining	LC	34,000-150,000	Pairs	1%	Fluctuating	2-62
<i>Ficedula semitorquata</i>	Semi-collared Flycatcher	Depleted	LC	2,500-4,500	Pairs	8%	Stable	0-10
<i>Lanius collurio</i>	Red-backed Shrike	Depleted	LC	400,000-600,000	Pairs	5%	Stable	0
<i>Lanius minor</i>	Lesser Grey Shrike	Declining	LC	12,000-20,000	Pairs	3%	Stable	0
<i>Lanius nubicus</i>	Masked Shrike	Declining	LC	1,500-2,200	Pairs	3%	(Increase)	(10-30)
<i>Lanius senator</i>	Woodchat Shrike	Declining	LC	12,000-20,000	Pairs	<1%	(Increase)	(2-10)
<i>Linaria cannabina</i>	Common Linnet	Declining	LC	30,000-100,000	Pairs	<1%	Stable	0
<i>Lullula arborea</i>	Woodlark	Depleted	LC	35,000-90,000	Pairs	2%	<b>Increase</b>	<b>29-130</b>
<i>Muscicapa striata</i>	Spotted Flycatcher	Depleted	LC	8,000-12,000	Pairs	<1%	Stable	0-10
<i>Otus scops</i>	Eurasian Scops-owl	Depleted	LC	6,000-9,000	Pairs	2%	Stable	0-10
<i>Perdix perdix</i>	Grey Partridge	Declining	LC	14,000-25,000	Pairs	<1%	Unknown	Unknown
<i>Phalacrocorax aristotelis</i>	European Shag	Declining	LC	180-250	Pairs	<1%	Stable	0
<i>Regulus regulus</i>	Goldcrest	Declining	LC	80,000-150,000	Pairs	<1%	Stable	0
<i>Saxicola rubetra</i>	Whinchat	Declining	LC	2,500-5,000	Pairs	<1%	Decrease	0-10
<i>Serinus serinus</i>	European Serin	Declining	LC	25,000-50,000	Pairs	<1%	Stable	0
<i>Tringa totanus</i>	Common Redshank	Declining	LC	20-45	Pairs	<1%	(Decrease)	(5-10)



RED-BREASTED GOOSE *Branta ruficollis* © DANIEL MITEV

WINTERING 1 SPECIES

Scientific name	English name	European population status	Global Red List Category	Population size	Units	European population %	Population trend since 2000	
							Direction	Magnitude %
<i>Tringa totanus</i>	Common Redshank	Declining	LC	10-120	Individuals	<1%	Decrease	20-40

SPEC

SPECIES OF EUROPEAN CONSERVATION CONCERN NOT CONCENTRATED IN EUROPE

3

BREEDING 51 SPECIES

Scientific name	English name	European population status	Global Red List Category	Population size	Units	European population %	Population trend since 2000	
							Direction	Magnitude %
<i>Actitis hypoleucos</i>	Common Sandpiper	Declining	LC	120-220	Pairs	<1%	Stable	0
<i>Alauda arvensis</i>	Eurasian Skylark	Declining	LC	400,000-1,800,000	Pairs	1%	Decrease	19
<i>Alaudala rufescens</i>	Lesser Short-toed Lark	Declining	LC	4	Pairs	<1%	Unknown	Unknown
<i>Alcedo atthis</i>	Common Kingfisher	VU	LC	900-3,600	Pairs	1%	Decrease	10-15
<i>Alectoris chukar</i>	Chukar	NT	LC	1,500-3,000	Pairs	<1%	Stable	0
<i>Anas acuta</i>	Northern Pintail	Declining	LC	2-6	Pairs	<1%	Fluctuating	25
<i>Anthus campestris</i>	Tawny Pipit	Depleted	LC	4,000-13,000	Pairs	<1%	Stable	0
<i>Anthus trivialis</i>	Tree Pipit	Declining	LC	10,000-17,000	Pairs	<1%	Decrease	30-40
<i>Apus apus</i>	Common Swift	Declining	LC	8,000-20,000	Pairs	<1%	Decrease	28
<i>Aquila fasciata</i>	Bonelli's Eagle	NT	LC	1-3	Pairs	<1%	Unknown	Unknown
<i>Ardea purpurea</i>	Purple Heron	Declining	LC	100-200	Pairs	<1%	Unknown	Unknown
<i>Ardeola ralloides</i>	Squacco Heron	Depleted	LC	320-570	Pairs	2%	Stable	0
<i>Athene noctua</i>	Little Owl	Depleted	LC	10,000-14,000	Pairs	1%	Stable	0-5
<i>Botaurus stellaris</i>	Eurasian Bittern	Depleted	LC	70-110	Males	<1%	Increase	80-110
<i>Bubo bubo</i>	Eurasian Eagle-owl	Depleted	LC	450-550	Pairs	2%	Stable	0-5
<i>Burhinus oedicnemus</i>	Eurasian Thick-knee	Depleted	LC	165-310	Pairs	<1%	Stable	0
<i>Calandrella brachydactyla</i>	Greater Short-toed Lark	Depleted	LC	1,700-3,200	Pairs	<1%	Stable	0-5
<i>Caprimulgus europaeus</i>	European Nightjar	Depleted	LC	6,000-20,000	Males	1%	(Stable)	(0)
<i>Carpodacus erythrinus</i>	Common Rosefinch	Declining	LC	40-70	Pairs	<1%	Increase	50-100
<i>Cercotrichas galactotes</i>	Rufous-tailed Scrub-robin	Declining	LC	0-5	Pairs	<1%	Fluctuating	0-5
<i>Charadrius alexandrinus</i>	Kentish Plover	Declining	LC	78-126	Pairs	<1%	Decrease	50-100
<i>Chlidonias niger</i>	Black Tern	Depleted	LC	25-52	Pairs	<1%	(Decrease)	(5-20)
<i>Coturnix coturnix</i>	Common Quail	Depleted	LC	15,000-35,000	Males	<1%	Decrease	40-60
<i>Falco biarmicus</i>	Lanner Falcon	EN	LC	0-3	Pairs	<1%	Unknown	Unknown
<i>Falco naumanni</i>	Lesser Kestrel	Depleted	LC	0-5	Pairs	<1%	Decrease	100
<i>Falco tinnunculus</i>	Common Kestrel	Declining	LC	4,400-9,600	Pairs	1%	Stable	0
<i>Fulica atra</i>	Common Coot	NT	LC	1,700-3,000	Pairs	<1%	Stable	0-5
<i>Galerida cristata</i>	Crested Lark	Declining	LC	31,000-90,000	Pairs	<1%	Fluctuating	1-62
<i>Gelochelidon nilotica</i>	Common Gull-billed Tern	Depleted	LC	2-8	Pairs	<1%	Stable	1-5
<i>Glareola pratincola</i>	Collared Pratincole	Declining	LC	92-231	Pairs	1%	Fluctuating	10-50
<i>Hirundo rustica</i>	Barn Swallow	Declining	LC	300,000-800,000	Pairs	1%	Decrease	2-39
<i>Ixobrychus minutus</i>	Common Little Bittern	Depleted	LC	1,500-4,500	Pairs	3%	Stable	10
<i>Jynx torquilla</i>	Eurasian Wryneck	Depleted	LC	4,400-7,000	Pairs	<1%	Stable	0-5
<i>Melanocorypha calandra</i>	Calandra Lark	Declining	LC	4,500-6,800	Pairs	<1%	Stable	5-10
<i>Milvus migrans</i>	Black Kite	Depleted	LC	140-170	Pairs	<1%	Stable	0
<i>Monticola saxatilis</i>	Rufous-tailed Rock-thrush	Declining	LC	500-1,500	Pairs	<1%	Decrease	10-30
<i>Motacilla flava</i>	Western Yellow Wagtail	Declining	LC	100,000-450,000	Pairs	2%	Decrease	0-14
<i>Nycticorax nycticorax</i>	Black-crowned Night-heron	Declining	LC	1,800-2,500	Pairs	3%	Stable	0-5
<i>Oenanthe oenanthe</i>	Northern Wheatear	Depleted	LC	20,000-60,000	Pairs	<1%	Stable	0
<i>Passer domesticus</i>	House Sparrow	Declining	LC	2,000,000-4,000,000	Pairs	2%	Decrease	30-50
<i>Passer montanus</i>	Eurasian Tree Sparrow	Depleted	LC	100,000-700,000	Pairs	<1%	Increase	26-64
<i>Phylloscopus trochilus</i>	Willow Warbler	Declining	LC	(10-150)	Pairs	<1%	Unknown	Unknown
<i>Poecile montanus</i>	Willow Tit	Declining	LC	25,000-50,000	Pairs	<1%	Stable	0
<i>Pyrrhocorax pyrrhocorax</i>	Red-billed Chough	Declining	LC	0	Pairs	0%	Unknown	Unknown
<i>Riparia riparia</i>	Collared Sand Martin	Depleted	LC	20,000-40,000	Pairs	<1%	(Stable)	(0-10)
<i>Spatula querquedula</i>	Garganey	Declining	LC	340-530	Pairs	<1%	Stable	0
<i>Sternula albifrons</i>	Little Tern	Depleted	LC	100-160	Pairs	<1%	Decrease	5-10

# BULGARIA

HTTP://DATAZONE.BIRDLIFE.ORG/INFO/EUOREDLIST

Scientific name	English name	European population status	Global Red List Category	Population size	Units	European population %	Population trend since 2000	
							Direction	Magnitude %
<i>Sturnus vulgaris</i>	Common Starling	Declining	LC	800,000-2,000,000	Pairs	3%	Decrease	10-33
<i>Tadorna ferruginea</i>	Ruddy Shelduck	Depleted	LC	(40-80)	Pairs	<1%	Decrease	10-20
<i>Tyto alba</i>	Common Barn-owl	Depleted	LC	500-700	Pairs	<1%	Stable	0-10
<i>Zapornia pusilla</i>	Baillon's Crane	Rare	LC	70-150	Males	9%	Unknown	Unknown

## WINTERING 13 SPECIES

Scientific name	English name	European population status	Global Red List Category	Population size	Units	European population %	Population trend since 2000	
							Direction	Magnitude %
<i>Anas acuta</i>	Northern Pintail	Declining	LC	40-340	Individuals	<1%	Decrease	75-100
<i>Aythya fuligula</i>	Tufted Duck	Declining	LC	<b>1,000-16,000</b>	Individuals	<1%	<b>Decrease</b>	<b>5-30</b>
<i>Aythya marila</i>	Greater Scaup	VU	LC	<b>1-160</b>	Individuals	<1%	<b>Fluctuating</b>	<b>0-100</b>
<i>Calidris alpina</i>	Dunlin	Declining	LC	140-820	Individuals	<1%	<b>Increase</b>	<b>37</b>
<i>Circus cyaneus</i>	Hen Harrier	NT	LC	250-400	Individuals	3%	Stable	0
<i>Cygnus columbianus</i>	Tundra Swan	EN	LC	10-110	Individuals	<1%	Increase	30-50
<i>Fulica atra</i>	Common Coot	NT	LC	<b>30,000-82,000</b>	Individuals	1%	<b>Increase</b>	<b>10-50</b>
<i>Gavia arctica</i>	Arctic Loon	Declining	LC	65-300	Individuals	1%	<b>Increase</b>	<b>41</b>
<i>Gavia stellata</i>	Red-throated Loon	Depleted	LC	0-7	Individuals	<1%	Decrease	10-30
<i>Hydrocoloeus minutus</i>	Little Gull	NT	LC	10-40	Individuals	<1%	<b>Decrease</b>	<b>36</b>
<i>Mergellus albellus</i>	Smew	Depleted	LC	<b>5-280</b>	Individuals	<1%	<b>Fluctuating</b>	<b>20-900</b>
<i>Mergus serrator</i>	Red-breasted Merganser	NT	LC	<b>60-450</b>	Individuals	<1%	<b>Decrease</b>	<b>5-20</b>
<i>Tadorna ferruginea</i>	Ruddy Shelduck	Depleted	LC	10-50	Individuals	<1%	(Fluctuating)	(0)



EUROPEAN ROLLER *Coracias garrulus* © TOMAZ WILK

# CROATIA



Croatia covers **56,590 km<sup>2</sup>** (0.5%) of Europe, holding 228 breeding species and at least 49 wintering waterbird species. Of these, 72 (32%) breeding species and 17 (35%) wintering species are SPECs. Croatia holds important breeding populations of the globally Near Threatened Rock Partridge *Alectoris graeca* and Ferruginous Duck *Aythya nyroca* (14%

and 6% of the European populations, respectively). The country also holds 4-7% of Europe's breeding populations of Eurasian Scops-owl *Otus scops*, Red-backed Shrike *Lanius collurio* and Eurasian Eagle-owl *Bubo bubo* (all Depleted in Europe). A significant proportion of Europe's Hen Harriers *Circus cyaneus* (Near Threatened in Europe) winter in Croatia.

[HTTP://DATAZONE.BIRDLIFE.ORG/INFO/EUOREDLIST](http://datazone.birdlife.org/info/euroredlist)

## SPEC

### SPECIES OF GLOBAL CONSERVATION CONCERN

1

#### BREEDING 8 SPECIES

Scientific name	English name	European population status	Global Red List Category	Population size	Units	European population %	Population trend since 2000	
							Direction	Magnitude %
<i>Alectoris graeca</i>	Rock Partridge	NT	NT	(6,000-10,000)	Pairs	14%	(Decrease)	(5-10)
<i>Aquila heliaca</i>	Eastern Imperial Eagle	Rare	VU	(0)	Pairs	0%	(Decrease)	(0-100)
<i>Aythya ferina</i>	Common Pochard	VU	VU	(1,000-5,000)	Pairs	<1%	Unknown	Unknown
<i>Aythya nyroca</i>	Ferruginous Duck	Depleted	NT	(1,000-2,000)	Pairs	6%	Decrease	30-50
<i>Falco cherrug</i>	Saker Falcon	VU	EN	<b>3-5</b>	Pairs	<1%	Stable	0
<i>Puffinus yelkouan</i>	Yelkouan Shearwater	VU	VU	300-400	Pairs	1%	Unknown	Unknown
<i>Streptopelia turtur</i>	European Turtle-dove	VU	VU	(50,000-100,000)	Pairs	2%	Unknown	Unknown
<i>Vanellus vanellus</i>	Northern Lapwing	VU	NT	(1,000-5,000)	Pairs	<1%	Unknown	Unknown

#### WINTERING 4 SPECIES

Scientific name	English name	European population status	Global Red List Category	Population size	Units	European population %	Population trend since 2000	
							Direction	Magnitude %
<i>Aythya ferina</i>	Common Pochard	VU	VU	4,000-8,000	Individuals	1%	Unknown	Unknown
<i>Aythya nyroca</i>	Ferruginous Duck	Depleted	NT	50-200	Individuals	3%	<b>Stable</b>	<b>0</b>
<i>Numenius arquata</i>	Eurasian Curlew	VU	NT	50-120	Individuals	<1%	Unknown	Unknown
<i>Vanellus vanellus</i>	Northern Lapwing	VU	NT	(0-78)	Individuals	<1%	Unknown	Unknown

## SPEC

### SPECIES OF EUROPEAN CONSERVATION CONCERN CONCENTRATED IN EUROPE

2

#### BREEDING 20 SPECIES

Scientific name	English name	European population status	Global Red List Category	Population size	Units	European population %	Population trend since 2000	
							Direction	Magnitude %
<i>Accipiter brevipes</i>	Levant Sparrowhawk	Rare	LC	(1-5)	Pairs	<1%	Unknown	Unknown
<i>Coracias garrulus</i>	European Roller	Declining	LC	<b>5-10</b>	Pairs	<1%	Unknown	Unknown
<i>Crex crex</i>	Corncrake	Depleted	LC	500-1,100	Males	<1%	Decrease	10-20
<i>Delichon urbicum</i>	Northern House Martin	Declining	LC	(100,000-500,000)	Pairs	1%	Unknown	Unknown
<i>Emberiza calandra</i>	Corn Bunting	Depleted	LC	(100,000-300,000)	Pairs	<1%	Unknown	Unknown
<i>Emberiza citrinella</i>	Yellowhammer	Declining	LC	(100,000-300,000)	Pairs	<1%	Unknown	Unknown
<i>Emberiza hortulana</i>	Otolan Bunting	Declining	LC	3,500-6,000	Pairs	<1%	Unknown	Unknown

Scientific name	English name	European population status	Global Red List Category	Population size	Units	European population %	Population trend since 2000	
							Direction	Magnitude %
<i>Lanius collurio</i>	Red-backed Shrike	Depleted	LC	(300,000-500,000)	Pairs	4%	Unknown	Unknown
<i>Lanius minor</i>	Lesser Grey Shrike	Declining	LC	(2,300-3,500)	Pairs	<1%	Unknown	Unknown
<i>Lanius senator</i>	Woodchat Shrike	Declining	LC	(10,000-20,000)	Pairs	<1%	Unknown	Unknown
<i>Linaria cannabina</i>	Common Linnet	Declining	LC	50,000-100,000	Pairs	<1%	Unknown	Unknown
<i>Lullula arborea</i>	Woodlark	Depleted	LC	(10,000-13,000)	Pairs	<1%	Unknown	Unknown
<i>Muscicapa striata</i>	Spotted Flycatcher	Depleted	LC	(10,000-50,000)	Pairs	<1%	Unknown	Unknown
<i>Otus scops</i>	Eurasian Scops-owl	Depleted	LC	(20,000-25,000)	Pairs	7%	Unknown	Unknown
<i>Perdix perdix</i>	Grey Partridge	Declining	LC	(1,000-5,000)	Pairs	<1%	Unknown	Unknown
<i>Phalacrocorax aristotelis</i>	European Shag	Declining	LC	(1,600-2,000)	Pairs	2%	(Stable)	(0)
<i>Regulus regulus</i>	Goldcrest	Declining	LC	(150,000-200,000)	Pairs	<1%	(Stable)	(0)
<i>Saxicola rubetra</i>	Whinchat	Declining	LC	50,000-100,000	Pairs	<1%	Unknown	Unknown
<i>Serinus serinus</i>	European Serin	Declining	LC	(100,000-500,000)	Pairs	<1%	Unknown	Unknown
<i>Tringa totanus</i>	Common Redshank	Declining	LC	<b>3-5</b>	Pairs	<1%	<b>Decrease</b>	<b>30-50</b>

## WINTERING 1 SPECIES

Scientific name	English name	European population status	Global Red List Category	Population size	Units	European population %	Population trend since 2000	
							Direction	Magnitude %
<i>Tringa totanus</i>	Common Redshank	Declining	LC	<b>10-50</b>	Individuals	<1%	Fluctuating	0-80

## SPEC

SPECIES OF EUROPEAN CONSERVATION CONCERN  
NOT CONCENTRATED IN EUROPE

3

## BREEDING 44 SPECIES

Scientific name	English name	European population status	Global Red List Category	Population size	Units	European population %	Population trend since 2000	
							Direction	Magnitude %
<i>Actitis hypoleucos</i>	Common Sandpiper	Declining	LC	(350-400)	Pairs	<1%	(Stable)	(0)
<i>Alauda arvensis</i>	Eurasian Skylark	Declining	LC	(100,000-500,000)	Pairs	<1%	Unknown	Unknown
<i>Alcedo atthis</i>	Common Kingfisher	VU	LC	(700-1,000)	Pairs	<1%	Fluctuating	10-20
<i>Anthus campestris</i>	Tawny Pipit	Depleted	LC	(17,000-23,000)	Pairs	2%	Unknown	Unknown
<i>Anthus trivialis</i>	Tree Pipit	Declining	LC	(50,000-100,000)	Pairs	<1%	Unknown	Unknown
<i>Apus apus</i>	Common Swift	Declining	LC	(100,000-500,000)	Pairs	<1%	Unknown	Unknown
<i>Aquila fasciata</i>	Bonelli's Eagle	NT	LC	(1-2)	Pairs	<1%	(Decrease)	(0-50)
<i>Ardea purpurea</i>	Purple Heron	Declining	LC	<b>120-140</b>	Pairs	<1%	Decrease	10-20
<i>Ardeola ralloides</i>	Squacco Heron	Depleted	LC	65-150	Pairs	<1%	(Decrease)	(5-10)
<i>Asio flammeus</i>	Short-eared Owl	Depleted	LC	(0-10)	Pairs	<1%	(Fluctuating)	(0)
<i>Athene noctua</i>	Little Owl	Depleted	LC	(4,000-6,000)	Pairs	<1%	Unknown	Unknown
<i>Aythya fuligula</i>	Tufted Duck	Declining	LC	125-500	Pairs	<1%	(Increase)	(2,000-2,400)
<i>Botaurus stellaris</i>	Eurasian Bittern	Depleted	LC	(40-70)	Males	<1%	(Decrease)	(20-40)
<i>Bubo bubo</i>	Eurasian Eagle-owl	Depleted	LC	800-1,200	Pairs	4%	Unknown	Unknown
<i>Burhinus oedipnemus</i>	Eurasian Thick-knee	Depleted	LC	(120-220)	Pairs	<1%	Unknown	Unknown
<i>Calandrella brachydactyla</i>	Greater Short-toed Lark	Depleted	LC	(200-650)	Pairs	<1%	Unknown	Unknown
<i>Caprimulgus europaeus</i>	European Nightjar	Depleted	LC	(6,500-10,000)	Males	<1%	Unknown	Unknown
<i>Charadrius alexandrinus</i>	Kentish Plover	Declining	LC	14-25	Pairs	<1%	Decrease	30-50
<i>Coturnix coturnix</i>	Common Quail	Depleted	LC	(50,000-100,000)	Males	1%	Unknown	Unknown
<i>Falco biarmicus</i>	Lanner Falcon	EN	LC	(1-4)	Pairs	<1%	(Decrease)	Unknown
<i>Falco naumanni</i>	Lesser Kestrel	Depleted	LC	<b>30-40</b>	Pairs	<1%	<b>Increase</b>	Unknown
<i>Falco tinnunculus</i>	Common Kestrel	Declining	LC	(9,000-10,000)	Pairs	2%	Unknown	Unknown
<i>Fulica atra</i>	Common Coot	NT	LC	(5,000-15,000)	Pairs	<1%	Unknown	Unknown
<i>Galerida cristata</i>	Crested Lark	Declining	LC	(10,000-50,000)	Pairs	<1%	Unknown	Unknown
<i>Gallinago gallinago</i>	Common Snipe	Declining	LC	(11-17)	Pairs	<1%	Unknown	Unknown



Scientific name	English name	European population status	Global Red List Category	Population size	Units	European population %	Population trend since 2000	
							Direction	Magnitude %
<i>Hirundo rustica</i>	Barn Swallow	Declining	LC	(500,000-1,000,000)	Pairs	2%	Unknown	Unknown
<i>Ixobrychus minutus</i>	Common Little Bittern	Depleted	LC	(1,200-2,200)	Pairs	2%	Unknown	Unknown
<i>Jynx torquilla</i>	Eurasian Wryneck	Depleted	LC	(5,000-10,000)	Pairs	<1%	Unknown	Unknown
<i>Melanocorypha calandra</i>	Calandra Lark	Declining	LC	160-260	Pairs	<1%	Stable	0
<i>Milvus migrans</i>	Black Kite	Depleted	LC	(90-120)	Pairs	<1%	Unknown	Unknown
<i>Monticola saxatilis</i>	Rufous-tailed Rock-thrush	Declining	LC	(1,000-5,000)	Pairs	1%	Unknown	Unknown
<i>Motacilla flava</i>	Western Yellow Wagtail	Declining	LC	(10,000-50,000)	Pairs	<1%	Unknown	Unknown
<i>Nycticorax nycticorax</i>	Black-crowned Night-heron	Declining	LC	600-800	Pairs	<1%	Stable	0
<i>Oenanthe oenanthe</i>	Northern Wheatear	Depleted	LC	1,000-3,000	Pairs	<1%	Unknown	Unknown
<i>Passer domesticus</i>	House Sparrow	Declining	LC	(2,000,000-2,500,000)	Pairs	1%	Unknown	Unknown
<i>Passer montanus</i>	Eurasian Tree Sparrow	Depleted	LC	(500,000-1,000,000)	Pairs	2%	Unknown	Unknown
<i>Phylloscopus trochilus</i>	Willow Warbler	Declining	LC	(25-150)	Pairs	<1%	Unknown	Unknown
<i>Poecile montanus</i>	Willow Tit	Declining	LC	(70,000-150,000)	Pairs	<1%	Unknown	Unknown
<i>Riparia riparia</i>	Collared Sand Martin	Depleted	LC	<b>5,000-8,000</b>	Pairs	<1%	Decrease	30-50
<i>Spatula querquedula</i>	Garganey	Declining	LC	(500-1,000)	Pairs	<1%	Unknown	Unknown
<i>Sternula albifrons</i>	Little Tern	Depleted	LC	25-60	Pairs	<1%	Decrease	15-60
<i>Sturnus vulgaris</i>	Common Starling	Declining	LC	(1,000,000-1,500,000)	Pairs	3%	Unknown	Unknown
<i>Tyto alba</i>	Common Barn-owl	Depleted	LC	(1,500-2,500)	Pairs	1%	Unknown	Unknown
<i>Zapornia pusilla</i>	Baillon's Crake	Rare	LC	(12-25)	Males	1%	Unknown	Unknown

#### WINTERING 12 SPECIES

Scientific name	English name	European population status	Global Red List Category	Population size	Units	European population %	Population trend since 2000	
							Direction	Magnitude %
<i>Anas acuta</i>	Northern Pintail	Declining	LC	20-200	Individuals	<1%	Fluctuating	0-900
<i>Aythya fuligula</i>	Tufted Duck	Declining	LC	2,000-3,000	Individuals	<1%	Unknown	Unknown
<i>Aythya marila</i>	Greater Scaup	VU	LC	(2-26)	Individuals	<1%	Unknown	Unknown
<i>Calidris alpina</i>	Dunlin	Declining	LC	<b>100-250</b>	Individuals	<1%	<b>Decrease</b>	<b>40-50</b>
<i>Circus cyaneus</i>	Hen Harrier	NT	LC	(1,000-2,000)	Individuals	13%	Unknown	Unknown
<i>Fulica atra</i>	Common Coot	NT	LC	30,000-150,000	Individuals	2%	Fluctuating	0-300
<i>Gallinago gallinago</i>	Common Snipe	Declining	LC	(10-100)	Individuals	<1%	Unknown	Unknown
<i>Gavia arctica</i>	Arctic Loon	Declining	LC	(2,000-2,800)	Individuals	20%	Stable	0
<i>Gavia stellata</i>	Red-throated Loon	Depleted	LC	(80-100)	Individuals	<1%	Stable	0
<i>Hydrocoloeus minutus</i>	Little Gull	NT	LC	20-80	Individuals	1%	Unknown	Unknown
<i>Mergellus albellus</i>	Smew	Depleted	LC	50-100	Individuals	<1%	Unknown	Unknown
<i>Mergus serrator</i>	Red-breasted Merganser	NT	LC	(3,000-0)	Individuals	3%	(Stable)	(0)



EURASIAN SCOPS-OWL *Otus scops* © DAVID DILLON

# CYPRUS



While Cyprus has a land area of only **9,250 km<sup>2</sup>** (0.1% of Europe), it holds 95 regularly occurring breeding species, of which over 39 (40%) species are SPECs. The Mediterranean island also holds at least 27 species of wintering waterbirds. Cyprus provides the only breeding grounds for the Cyprus Warbler *Sylvia melanothorax* (Declining in

Europe), holding the entire global population of 70,000-140,000 pairs. The island is also important for its breeding populations of Masked Shrike *Lanius nubicus*, Chukar *Alectoris chukar* and Black Francolin *Francolinus francolinus*, the latter representing more than one third of the European population.

[HTTP://DATAZONE.BIRDLIFE.ORG/INFO/EUOREDLIST](http://datazone.birdlife.org/info/euroredlist)

## SPEC

## SPECIES OF GLOBAL CONSERVATION CONCERN

1

### BREEDING 3 SPECIES

Scientific name	English name	European population status	Global Red List Category	Population size	Units	European population %	Population trend since 2000	
							Direction	Magnitude %
<i>Aquila heliaca</i>	Eastern Imperial Eagle	Rare	VU	0	Pairs	0%	n/a	Unknown
<i>Aythya nyroca</i>	Ferruginous Duck	Depleted	NT	1-6	Pairs	<1%	Increase	200-500
<i>Streptopelia turtur</i>	European Turtle-dove	VU	VU	3,000-10,000	Pairs	<1%	Stable	0

### WINTERING 5 SPECIES

Scientific name	English name	European population status	Global Red List Category	Population size	Units	European population %	Population trend since 2000	
							Direction	Magnitude %
<i>Aythya ferina</i>	Common Pochard	VU	VU	60-490	Individuals	<1%	Increase	20-40
<i>Aythya nyroca</i>	Ferruginous Duck	Depleted	NT	45-75	Individuals	2%	Increase	800-1,000
<i>Numenius arquata</i>	Eurasian Curlew	VU	NT	10-50	Individuals	<1%	Stable	0
<i>Oxyura leucocephala</i>	White-headed Duck	EN	EN	0-4	Individuals	<1%	Stable	0
<i>Vanellus vanellus</i>	Northern Lapwing	VU	NT	160-1,400	Individuals	<1%	Increase	40-150



MASKED SHRIKE *Lanius nubicus* © DANIELE OCCHIATO/AGAMI

## BREEDING 12 SPECIES

Scientific name	English name	European population status	Global Red List Category	Population size	Units	European population %	Population trend since 2000	
							Direction	Magnitude %
<i>Coracias garrulus</i>	European Roller	Declining	LC	1,000-3,000	Pairs	3%	Decrease	30-50
<i>Delichon urbicum</i>	Northern House Martin	Declining	LC	10,000-60,000	Pairs	<1%	Stable	0
<i>Emberiza calandra</i>	Corn Bunting	Depleted	LC	20,000-50,000	Pairs	<1%	Increase	75-150
<i>Lanius nubicus</i>	Masked Shrike	Declining	LC	4,000-10,000	Pairs	10%	Stable	0
<i>Lanius senator</i>	Woodchat Shrike	Declining	LC	25-50	Pairs	<1%	(Stable)	(0)
<i>Linaria cannabina</i>	Common Linnet	Declining	LC	20,000-60,000	Pairs	<1%	Decrease	10-20
<i>Lullula arborea</i>	Woodlark	Depleted	LC	700-2,000	Pairs	<1%	Unknown	Unknown
<i>Muscicapa striata</i>	Spotted Flycatcher	Depleted	LC	1,000-3,000	Pairs	<1%	Unknown	Unknown
<i>Otus scops</i>	Eurasian Scops-owl	Depleted	LC	5,000-12,000	Pairs	3%	Unknown	Unknown
<i>Phalacrocorax aristotelis</i>	European Shag	Declining	LC	20-60	Pairs	<1%	Unknown	Unknown
<i>Serinus serinus</i>	European Serin	Declining	LC	(2,500-10,000)	Pairs	<1%	Increase	50-75
<i>Sylvia melanothorax</i>	Cyprus Warbler	Declining	LC	70,000-140,000	Pairs	100%	Decrease	5-25

## BREEDING 24 SPECIES

Scientific name	English name	European population status	Global Red List Category	Population size	Units	European population %	Population trend since 2000	
							Direction	Magnitude %
<i>Alectoris chukar</i>	Chukar	NT	LC	60,000-120,000	Pairs	9%	Stable	0
<i>Apus apus</i>	Common Swift	Declining	LC	15,000-60,000	Pairs	<1%	Decrease	25-75
<i>Aquila fasciata</i>	Bonelli's Eagle	NT	LC	<b>40-50</b>	Pairs	4%	Increase	25-100
<i>Ardeola ralloides</i>	Squacco Heron	Depleted	LC	<b>2-7</b>	Pairs	<1%	<b>Increase</b>	<b>25-50</b>
<i>Athene noctua</i>	Little Owl	Depleted	LC	4,000-10,000	Pairs	<1%	Stable	0
<i>Burhinus oedecnemus</i>	Eurasian Thick-knee	Depleted	LC	(300-1,000)	Pairs	<1%	Unknown	Unknown
<i>Calandrella brachydactyla</i>	Greater Short-toed Lark	Depleted	LC	(50-500)	Pairs	<1%	Unknown	Unknown
<i>Caprimulgus europaeus</i>	European Nightjar	Depleted	LC	1,500-3,000	Males	<1%	Unknown	Unknown
<i>Charadrius alexandrinus</i>	Kentish Plover	Declining	LC	<b>35-160</b>	Pairs	<1%	<b>Stable</b>	<b>0</b>
<i>Coturnix coturnix</i>	Common Quail	Depleted	LC	(2,000-5,000)	Males	<1%	Stable	0
<i>Falco tinnunculus</i>	Common Kestrel	Declining	LC	3,000-5,000	Pairs	<1%	Stable	0
<i>Francolinus francolinus</i>	Black Francolin	Depleted	LC	3,000-7,000	Pairs	35%	Stable	0
<i>Fulica atra</i>	Common Coot	NT	LC	<b>100-250</b>	Pairs	<1%	Stable	0
<i>Galerida cristata</i>	Crested Lark	Declining	LC	45,000-90,000	Pairs	<1%	Stable	0
<i>Hirundo rustica</i>	Barn Swallow	Declining	LC	(75,000-175,000)	Pairs	<1%	Decrease	25-40
<i>Ixobrychus minutus</i>	Common Little Bittern	Depleted	LC	<b>1-4</b>	Pairs	<1%	<b>Stable</b>	<b>0</b>
<i>Melanocorypha calandra</i>	Calandra Lark	Declining	LC	1,000-3,000	Pairs	<1%	(Stable)	(0)
<i>Motacilla flava</i>	Western Yellow Wagtail	Declining	LC	10-50	Pairs	<1%	(Stable)	(0)
<i>Nycticorax nycticorax</i>	Black-crowned Night-heron	Declining	LC	<b>5-10</b>	Pairs	<1%	<b>Stable</b>	<b>0</b>
<i>Passer domesticus</i>	House Sparrow	Declining	LC	300,000-800,000	Pairs	<1%	Increase	25-50
<i>Spatula querquedula</i>	Garganey	Declining	LC	<b>1-3</b>	Pairs	<1%	<b>Stable</b>	<b>0</b>
<i>Sterna albifrons</i>	Little Tern	Depleted	LC	<b>1-19</b>	Pairs	<1%	<b>Increase</b>	<b>100-500</b>
<i>Tyto alba</i>	Common Barn-owl	Depleted	LC	(250-750)	Pairs	<1%	Unknown	Unknown
<i>Vanellus spinosus</i>	Spur-winged Lapwing	Rare	LC	<b>40-60</b>	Pairs	4%	<b>Increase</b>	<b>300-600</b>

## WINTERING 7 SPECIES

Scientific name	English name	European population status	Global Red List Category	Population size	Units	European population %	Population trend since 2000	
							Direction	Magnitude %
<i>Anas acuta</i>	Northern Pintail	Declining	LC	40-125	Individuals	<1%	Decrease	40-60
<i>Aythya fuligula</i>	Tufted Duck	Declining	LC	2-20	Individuals	<1%	<b>Decrease</b>	<b>50-60</b>
<i>Charadrius alexandrinus</i>	Kentish Plover	Declining	LC	400-600	Individuals	3%	<b>Increase</b>	<b>25-100</b>
<i>Charadrius leschenaultii</i>	Greater Sandplover	VU	LC	25-60	Individuals	100%	Increase	20-100
<i>Fulica atra</i>	Common Coot	NT	LC	1,000-4,500	Individuals	<1%	Increase	35-80
<i>Mergus serrator</i>	Red-breasted Merganser	NT	LC	0-11	Individuals	<1%	Stable	0
<i>Tadorna ferruginea</i>	Ruddy Shelduck	Depleted	LC	0-40	Individuals	<1%	Decrease	5-50



CYPRUS WARBLER *Sylvia melanothorax* © DANIELE\_OCCHIATO/AGAMI

## CZECH REPUBLIC

The Czech Republic covers **78,870 km<sup>2</sup>** (0.7% of Europe). The country has breeding populations of 218 regularly occurring bird species, 76 (35%) of which are SPECs. Declining species such as Yellowhammer *Emberiza citrinella*, Northern House Martin *Delichon urbicum* and Common Starling *Sturnus vulgaris* are



relatively abundant in the Czech Republic, which holds 4-10% of their European populations. The globally Endangered Saker Falcon *Falco cherrug* breeds in small numbers, and the country also holds 5% of the European breeding population of Common Pochard *Aythya ferina* (Vulnerable).

[HTTP://DATAZONE.BIRDLIFE.ORG/INFO/EUOREDLIST](http://datazone.birdlife.org/info/euroredlist)

### SPEC

## SPECIES OF GLOBAL CONSERVATION CONCERN


1

### BREEDING 13 SPECIES

Scientific name	English name	European population status	Global Red List Category	Population size	Units	European population %	Population trend since 2000	
							Direction	Magnitude %
<i>Anthus pratensis</i>	Meadow Pipit	NT	NT	35,000-70,000	Pairs	<1%	<b>Decrease</b>	<b>84-99</b>
<i>Aquila heliaca</i>	Eastern Imperial Eagle	Rare	VU	<b>1-2</b>	Pairs	<1%	Unknown	Unknown
<i>Aythya ferina</i>	Common Pochard	VU	VU	9,000-17,000	Pairs	5%	<b>Increase</b>	<b>30-229</b>
<i>Aythya nyroca</i>	Ferruginous Duck	Depleted	NT	<b>0-3</b>	Pairs	<1%	Unknown	Unknown
<i>Falco cherrug</i>	Saker Falcon	VU	EN	<b>8-15</b>	Pairs	3%	Stable	0
<i>Falco vespertinus</i>	Red-footed Falcon	NT	NT	<b>0-1</b>	Pairs	<1%	Unknown	Unknown
<i>Limosa limosa</i>	Black-tailed Godwit	VU	NT	<b>10-20</b>	Pairs	<1%	Unknown	Unknown
<i>Milvus milvus</i>	Red Kite	NT	NT	<b>70-100</b>	Pairs	<1%	Increase	105-122
<i>Numenius arquata</i>	Eurasian Curlew	VU	NT	<b>1-3</b>	Pairs	<1%	Unknown	Unknown
<i>Otis tarda</i>	Great Bustard	Declining	VU	<b>0</b>	Males	0%	Unknown	Unknown
<i>Streptopelia turtur</i>	European Turtle-dove	VU	VU	38,000-76,000	Pairs	1%	<b>Decrease</b>	<b>3-33</b>
<i>Turdus iliacus</i>	Redwing	NT	NT	<b>0-5</b>	Pairs	<1%	Unknown	Unknown
<i>Vanellus vanellus</i>	Northern Lapwing	VU	NT	7,000-10,000	Pairs	<1%	<b>Fluctuating</b>	<b>0</b>

### WINTERING 1 SPECIES

Scientific name	English name	European population status	Global Red List Category	Population size	Units	European population %	Population trend since 2000	
							Direction	Magnitude %
<i>Aythya ferina</i>	Common Pochard	VU	VU	(639)	Individuals	<1%	Decrease	68



COMMON STARLING *Sturnus vulgaris* © MICHAEL FINN

# CZECH REPUBLIC

HTTP://DATAZONE.BIRDLIFE.ORG/INFO/EUOREDLIST

SPEC

## SPECIES OF EUROPEAN CONSERVATION CONCERN CONCENTRATED IN EUROPE

2

### BREEDING 19 SPECIES

Scientific name	English name	European population status	Global Red List Category	Population size	Units	European population %	Population trend since 2000	
							Direction	Magnitude %
<i>Calidris pugnax</i>	Ruff	Declining	LC	0	Males	0%	Unknown	Unknown
<i>Coracias garrulus</i>	European Roller	Declining	LC	0	Pairs	0%	Unknown	Unknown
<i>Crex crex</i>	Corncrake	Depleted	LC	1,500-1,700	Males	<1%	Increase	33
<i>Delichon urbicum</i>	Northern House Martin	Declining	LC	600,000-1,200,000	Pairs	5%	Stable	0
<i>Emberiza calandra</i>	Corn Bunting	Depleted	LC	4,000-8,000	Pairs	<1%	Fluctuating	0
<i>Emberiza citrinella</i>	Yellowhammer	Declining	LC	1,548,000-3,096,000	Pairs	10%	Decrease	11-27
<i>Emberiza hortulana</i>	Ortolan Bunting	Declining	LC	80-160	Pairs	<1%	(Decrease)	Unknown
<i>Lanius collurio</i>	Red-backed Shrike	Depleted	LC	30,000-60,000	Pairs	<1%	Stable	98-102
<i>Lanius minor</i>	Lesser Grey Shrike	Declining	LC	0	Pairs	0%	Unknown	Unknown
<i>Lanius senator</i>	Woodchat Shrike	Declining	LC	0	Pairs	0%	Unknown	Unknown
<i>Linaria cannabina</i>	Common Linnet	Declining	LC	60,000-120,000	Pairs	<1%	Fluctuating	0
<i>Lullula arborea</i>	Woodlark	Depleted	LC	600-1,100	Pairs	<1%	Increase	45
<i>Muscicapa striata</i>	Spotted Flycatcher	Depleted	LC	31,600-63,200	Pairs	<1%	Decrease	5-51
<i>Otus scops</i>	Eurasian Scops-owl	Depleted	LC	0-4	Pairs	<1%	Unknown	Unknown
<i>Perdix perdix</i>	Grey Partridge	Declining	LC	11,000-22,000	Pairs	<1%	Decrease	24
<i>Regulus regulus</i>	Goldcrest	Declining	LC	126,000-252,000	Pairs	<1%	Decrease	33-66
<i>Saxicola rubetra</i>	Whinchat	Declining	LC	15,000-30,000	Pairs	<1%	Stable	0
<i>Serinus serinus</i>	European Serin	Declining	LC	225,000-450,000	Pairs	1%	Decrease	50-83
<i>Tringa totanus</i>	Common Redshank	Declining	LC	25-40	Pairs	<1%	Unknown	Unknown

SPEC

## SPECIES OF EUROPEAN CONSERVATION CONCERN NOT CONCENTRATED IN EUROPE

3

### BREEDING 44 SPECIES

Scientific name	English name	European population status	Global Red List Category	Population size	Units	European population %	Population trend since 2000	
							Direction	Magnitude %
<i>Actitis hypoleucos</i>	Common Sandpiper	Declining	LC	200-400	Pairs	<1%	Unknown	Unknown
<i>Alauda arvensis</i>	Eurasian Skylark	Declining	LC	623,000-1,246,000	Pairs	1%	Decrease	4-26
<i>Alcedo atthis</i>	Common Kingfisher	VU	LC	500-900	Pairs	<1%	Fluctuating	91-102
<i>Anas acuta</i>	Northern Pintail	Declining	LC	0-3	Pairs	<1%	Unknown	Unknown
<i>Anthus campestris</i>	Tawny Pipit	Depleted	LC	20-40	Pairs	<1%	Unknown	Unknown
<i>Anthus trivialis</i>	Tree Pipit	Declining	LC	211,500-423,000	Pairs	<1%	Decrease	56-85
<i>Apus apus</i>	Common Swift	Declining	LC	60,000-120,000	Pairs	<1%	Unknown	Unknown
<i>Ardea purpurea</i>	Purple Heron	Declining	LC	1-3	Pairs	<1%	Unknown	Unknown
<i>Asio flammeus</i>	Short-eared Owl	Depleted	LC	0-5	Pairs	<1%	Unknown	Unknown
<i>Athene noctua</i>	Little Owl	Depleted	LC	250-500	Pairs	<1%	Unknown	Unknown
<i>Aythya fuligula</i>	Tufted Duck	Declining	LC	12,000-24,000	Pairs	3%	Fluctuating	0
<i>Botaurus stellaris</i>	Eurasian Bittern	Depleted	LC	30-40	Males	<1%	Increase	25-33
<i>Bubo bubo</i>	Eurasian Eagle-owl	Depleted	LC	600-900	Pairs	3%	Decrease	16
<i>Burhinus oediconemus</i>	Eurasian Thick-knee	Depleted	LC	0	Pairs	0%	n/a	Unknown
<i>Caprimulgus europaeus</i>	European Nightjar	Depleted	LC	400-700	Males	<1%	Increase	31-34
<i>Carpodacus erythrinus</i>	Common Rosefinch	Declining	LC	1,300-2,000	Pairs	<1%	Decrease	60-99
<i>Chlidonias niger</i>	Black Tern	Depleted	LC	5-15	Pairs	<1%	Unknown	Unknown
<i>Circus cyaneus</i>	Hen Harrier	NT	LC	30-50	Females	<1%	Unknown	Unknown
<i>Coturnix coturnix</i>	Common Quail	Depleted	LC	4,000-8,000	Males	<1%	Fluctuating	0

Scientific name	English name	European population status	Global Red List Category	Population size	Units	European population %	Population trend since 2000	
							Direction	Magnitude %
<i>Falco tinnunculus</i>	Common Kestrel	Declining	LC	6,570-9,490	Pairs	2%	Decrease	10-61
<i>Fulica atra</i>	Common Coot	NT	LC	14,200-28,400	Pairs	2%	Decrease	13-65
<i>Galerida cristata</i>	Crested Lark	Declining	LC	500-1,000	Pairs	<1%	Fluctuating	0
<i>Gallinago gallinago</i>	Common Snipe	Declining	LC	500-800	Pairs	<1%	Fluctuating	0
<i>Hirundo rustica</i>	Barn Swallow	Declining	LC	272,000-544,000	Pairs	1%	Decrease	3-37
<i>Ixobrychus minutus</i>	Common Little Bittern	Depleted	LC	60-80	Pairs	<1%	Increase	20-25
<i>Jynx torquilla</i>	Eurasian Wryneck	Depleted	LC	2,000-4,000	Pairs	<1%	Stable	0
<i>Lanius excubitor</i>	Great Grey Shrike	Depleted	LC	1,000-2,000	Pairs	1%	Fluctuating	0
<i>Lyrurus tetrix</i>	Black Grouse	Depleted	LC	526	Males	<1%	Decrease	12
<i>Milvus migrans</i>	Black Kite	Depleted	LC	40-60	Pairs	<1%	Stable	0
<i>Monticola saxatilis</i>	Rufous-tailed Rock-thrush	Declining	LC	0	Pairs	0%	Unknown	Unknown
<i>Motacilla flava</i>	Western Yellow Wagtail	Declining	LC	800-1,600	Pairs	<1%	Fluctuating	0
<i>Nycticorax nycticorax</i>	Black-crowned Night-heron	Declining	LC	619-768	Pairs	<1%	Increase	57-59
<i>Oenanthe oenanthe</i>	Northern Wheatear	Depleted	LC	200-400	Pairs	<1%	Fluctuating	0
<i>Passer domesticus</i>	House Sparrow	Declining	LC	2,268,000-4,536,000	Pairs	2%	Decrease	10-39
<i>Passer montanus</i>	Eurasian Tree Sparrow	Depleted	LC	328,000-656,000	Pairs	2%	Decrease	4-44
<i>Phylloscopus trochilus</i>	Willow Warbler	Declining	LC	450,000-900,000	Pairs	<1%	Stable	0
<i>Poecile montanus</i>	Willow Tit	Declining	LC	40,000-80,000	Pairs	<1%	Fluctuating	0
<i>Riparia riparia</i>	Collared Sand Martin	Depleted	LC	15,000-30,000	Pairs	<1%	Fluctuating	0
<i>Spatula querquedula</i>	Garganey	Declining	LC	60-120	Pairs	<1%	Unknown	Unknown
<i>Sternula albifrons</i>	Little Tern	Depleted	LC	(0-5)	Pairs	<1%	Unknown	Unknown
<i>Sturnus vulgaris</i>	Common Starling	Declining	LC	1,080,000-2,160,000	Pairs	4%	Increase	5-48
<i>Tringa glareola</i>	Wood Sandpiper	Depleted	LC	0	Pairs	0%	Unknown	Unknown
<i>Tyto alba</i>	Common Barn-owl	Depleted	LC	130-500	Pairs	<1%	Unknown	Unknown
<i>Zapornia pusilla</i>	Baillon's Crane	Rare	LC	0-2	Males	<1%	Unknown	Unknown

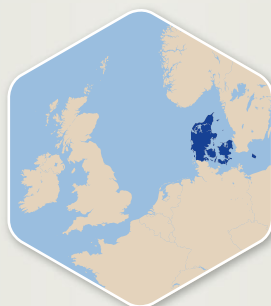
#### WINTERING 4 SPECIES

Scientific name	English name	European population status	Global Red List Category	Population size	Units	European population %	Population trend since 2000	
							Direction	Magnitude %
<i>Aythya fuligula</i>	Tufted Duck	Declining	LC	(3,480)	Individuals	<1%	Fluctuating	0
<i>Circus cyaneus</i>	Hen Harrier	NT	LC	Present	Individuals	<1%	(Fluctuating)	(0)
<i>Fulica atra</i>	Common Coot	NT	LC	(7,253)	Individuals	<1%	Stable	0
<i>Mergellus albellus</i>	Smew	Depleted	LC	(81)	Individuals	<1%	Stable	0



YELLOWHAMMER *Emberiza citrinella* © SHAY CONNOLLY

# DENMARK



Denmark has a land area of **42,922 km<sup>2</sup>** (0.4% of Europe) and holds populations of 191 breeding species, of which 69 (36%) are SPECs, and at least 36 wintering waterbird species. Denmark is important for waders and waterfowl, particularly seaducks and especially during winter. The country has significant breeding and wintering populations of Common Eider *Somateria mollissima* (globally

Near Threatened) and Red-breasted Merganser *Mergus serrator*. In winter, it also holds 8-14% of the European populations of Red-throated Loon *Gavia stellata*, Tufted Duck *Aythya fuligula* and Greater Scaup *Aythya marila*. 9% of the breeding population of European Herring Gull *Larus argentatus* (Declining in Europe) also occurs here.

[HTTP://DATAZONE.BIRDLIFE.ORG/INFO/EUOREDLIST](http://datazone.birdlife.org/info/euroredlist)

**SPEC**

## SPECIES OF GLOBAL CONSERVATION CONCERN


**1**

### BREEDING 10 SPECIES

Scientific name	English name	European population status	Global Red List Category	Population size	Units	European population %	Population trend since 2000	
							Direction	Magnitude %
<i>Alca torda</i>	Razorbill	NT	NT	<b>2,600</b>	Individuals	<1%	<b>Increase</b>	<b>50-100</b>
<i>Anthus pratensis</i>	Meadow Pipit	NT	NT	21,000	Pairs	<1%	<b>Decrease</b>	<b>20-33</b>
<i>Aythya ferina</i>	Common Pochard	VU	VU	280	Pairs	<1%	<b>Decrease</b>	<b>20-33</b>
<i>Haematopus ostralegus</i>	Eurasian Oystercatcher	VU	NT	7,000	Pairs	2%	<b>Decrease</b>	<b>20-33</b>
<i>Limosa limosa</i>	Black-tailed Godwit	VU	NT	<b>541-556</b>	Pairs	<1%	Decrease	7
<i>Milvus milvus</i>	Red Kite	NT	NT	100	Pairs	<1%	Increase	531
<i>Numenius arquata</i>	Eurasian Curlew	VU	NT	330	Pairs	<1%	<b>Decrease</b>	<b>17</b>
<i>Somateria mollissima</i>	Common Eider	VU	NT	23,000	Pairs	3%	<b>Stable</b>	<b>0</b>
<i>Streptopelia turtur</i>	European Turtle-dove	VU	VU	100	Pairs	<1%	Increase	≥50
<i>Vanellus vanellus</i>	Northern Lapwing	VU	NT	20,000	Pairs	<1%	<b>Decrease</b>	<b>33-50</b>

### WINTERING 8 SPECIES

Scientific name	English name	European population status	Global Red List Category	Population size	Units	European population %	Population trend since 2000	
							Direction	Magnitude %
<i>Aythya ferina</i>	Common Pochard	VU	VU	<b>17,250</b>	Individuals	2%	<b>Increase</b>	<b>50-100</b>
<i>Calidris canutus</i>	Red Knot	Secure	NT	<b>27,000</b>	Individuals	5%	<b>Fluctuating</b>	<b>0</b>
<i>Clangula hyemalis</i>	Long-tailed Duck	VU	VU	(2,500)	Individuals	<1%	Fluctuating	0
<i>Haematopus ostralegus</i>	Eurasian Oystercatcher	VU	NT	<b>43,000</b>	Individuals	5%	<b>Stable</b>	<b>0</b>
<i>Limosa lapponica</i>	Bar-tailed Godwit	Secure	NT	<b>138</b>	Individuals	<1%	<b>Fluctuating</b>	<b>0</b>
<i>Melanitta fusca</i>	Velvet Scoter	VU	VU	<b>600</b>	Individuals	<1%	<b>Decrease</b>	<b>50-100</b>
<i>Numenius arquata</i>	Eurasian Curlew	VU	NT	<b>15,300</b>	Individuals	3%	<b>Increase</b>	<b>100-1,000</b>
<i>Somateria mollissima</i>	Common Eider	VU	NT	<b>140,000</b>	Individuals	5%	<b>Decrease</b>	<b>50-100</b>



GREATER SCAUP *Aythya marila* © KEN KINSELLA



## BREEDING 16 SPECIES

Scientific name	English name	European population status	Global Red List Category	Population size	Units	European population %	Population trend since 2000	
							Direction	Magnitude %
<i>Calidris pugnax</i>	Ruff	Declining	LC	18-35	Males	<1%	Decrease	50-100
<i>Cephus grylle</i>	Black Guillemot	Declining	LC	3,060	Individuals	<1%	Increase	50-100
<i>Crex crex</i>	Corncrake	Depleted	LC	100-200	Males	<1%	(Fluctuating)	(0)
<i>Delichon urbicum</i>	Northern House Martin	Declining	LC	38,000	Pairs	<1%	Decrease	20-33
<i>Emberiza calandra</i>	Corn Bunting	Depleted	LC	28,000	Pairs	<1%	Decrease	20-33
<i>Emberiza citrinella</i>	Yellowhammer	Declining	LC	310,000	Pairs	1%	Decrease	20-33
<i>Lanius collurio</i>	Red-backed Shrike	Depleted	LC	(1,500)	Pairs	<1%	(Stable)	(6-12)
<i>Larus argentatus</i>	European Herring Gull	Declining	LC	65,000	Pairs	9%	Increase	25-50
<i>Linaria cannabina</i>	Common Linnet	Declining	LC	100,000	Pairs	<1%	Decrease	33-50
<i>Lullula arborea</i>	Woodlark	Depleted	LC	(350-450)	Pairs	<1%	Stable	0
<i>Muscicapa striata</i>	Spotted Flycatcher	Depleted	LC	7,000	Pairs	<1%	Decrease	50-100
<i>Perdix perdix</i>	Grey Partridge	Declining	LC	6,000	Pairs	<1%	Decrease	30-50
<i>Regulus regulus</i>	Goldcrest	Declining	LC	29,000	Pairs	<1%	Decrease	33-50
<i>Saxicola rubetra</i>	Whinchat	Declining	LC	2,700	Pairs	<1%	Decrease	33-50
<i>Serinus serinus</i>	European Serin	Declining	LC	20	Pairs	<1%	Unknown	Unknown
<i>Tringa totanus</i>	Common Redshank	Declining	LC	9,000	Pairs	2%	Decrease	20-33

## BREEDING 43 SPECIES

Scientific name	English name	European population status	Global Red List Category	Population size	Units	European population %	Population trend since 2000	
							Direction	Magnitude %
<i>Alauda arvensis</i>	Eurasian Skylark	Declining	LC	700,000	Pairs	1%	Decrease	33-50
<i>Alcedo atthis</i>	Common Kingfisher	VU	LC	(300)	Pairs	<1%	(Stable)	(0)
<i>Anas acuta</i>	Northern Pintail	Declining	LC	25	Pairs	<1%	Stable	0
<i>Anthus campestris</i>	Tawny Pipit	Depleted	LC	1	Pairs	<1%	Stable	0
<i>Anthus trivialis</i>	Tree Pipit	Declining	LC	10,000	Pairs	<1%	Stable	0
<i>Apus apus</i>	Common Swift	Declining	LC	15,000	Pairs	<1%	Decrease	20-33
<i>Asio flammeus</i>	Short-eared Owl	Depleted	LC	5	Pairs	<1%	Fluctuating	0
<i>Athene noctua</i>	Little Owl	Depleted	LC	43	Pairs	<1%	Decrease	50-100
<i>Aythya fuligula</i>	Tufted Duck	Declining	LC	900	Pairs	<1%	Decrease	11
<i>Botaurus stellaris</i>	Eurasian Bittern	Depleted	LC	300	Males	<1%	Increase	25-50
<i>Bubo bubo</i>	Eurasian Eagle-owl	Depleted	LC	39	Pairs	<1%	Increase	107
<i>Calidris alpina</i>	Dunlin	Declining	LC	135	Pairs	<1%	Decrease	20-33
<i>Caprimulgus europaeus</i>	European Nightjar	Depleted	LC	(500-600)	Males	<1%	(Stable)	(0)
<i>Carpodacus erythrinus</i>	Common Rosefinch	Declining	LC	50	Pairs	<1%	Decrease	50-100
<i>Charadrius alexandrinus</i>	Kentish Plover	Declining	LC	50-61	Pairs	<1%	Stable	0
<i>Chlidonias niger</i>	Black Tern	Depleted	LC	48-58	Pairs	<1%	Decrease	20-33
<i>Circus cyaneus</i>	Hen Harrier	NT	LC	0	Females	0%	Stable	0
<i>Coturnix coturnix</i>	Common Quail	Depleted	LC	1,830	Males	<1%	Increase	100-1,000
<i>Falco tinnunculus</i>	Common Kestrel	Declining	LC	1,500	Pairs	<1%	Decrease	33-50
<i>Fulica atra</i>	Common Coot	NT	LC	6,800	Pairs	<1%	Decrease	50-100
<i>Galerida cristata</i>	Crested Lark	Declining	LC	2	Pairs	<1%	Decrease	50-100
<i>Gallinago gallinago</i>	Common Snipe	Declining	LC	1,300	Pairs	<1%	Decrease	33-50
<i>Gelochelidon nilotica</i>	Common Gull-billed Tern	Depleted	LC	1	Pairs	<1%	Decrease	50-100
<i>Hirundo rustica</i>	Barn Swallow	Declining	LC	230,000	Pairs	<1%	Increase	18
<i>Hydrocoloeus minutus</i>	Little Gull	NT	LC	2	Pairs	<1%	Stable	0
<i>Jynx torquilla</i>	Eurasian Wryneck	Depleted	LC	30	Pairs	<1%	(Decrease)	(≥33)

# DENMARK

HTTP://DATAZONE.BIRDLIFE.ORG/INFO/EUOREDLIST

Scientific name	English name	European population status	Global Red List Category	Population size	Units	European population %	Population trend since 2000	
							Direction	Magnitude %
<i>Lanius excubitor</i>	Great Grey Shrike	Depleted	LC	4-6	Pairs	<1%	Decrease	50-100
<i>Lyrurus tetrix</i>	Black Grouse	Depleted	LC	0	Males	0%	Decrease	100
<i>Mergus serrator</i>	Red-breasted Merganser	NT	LC	3,100	Pairs	3%	Increase	50-100
<i>Motacilla flava</i>	Western Yellow Wagtail	Declining	LC	6,200	Pairs	<1%	Increase	25-50
<i>Oenanthe oenanthe</i>	Northern Wheatear	Depleted	LC	2,000	Pairs	<1%	Increase	100-1,000
<i>Passer domesticus</i>	House Sparrow	Declining	LC	490,000	Pairs	<1%	Stable	0
<i>Passer montanus</i>	Eurasian Tree Sparrow	Depleted	LC	450,000	Pairs	1%	Stable	0
<i>Phylloscopus trochilus</i>	Willow Warbler	Declining	LC	260,000	Pairs	<1%	Decrease	33-50
<i>Poecile montanus</i>	Willow Tit	Declining	LC	500	Pairs	<1%	Increase	100-1,000
<i>Riparia riparia</i>	Collared Sand Martin	Depleted	LC	11,000	Pairs	<1%	Decrease	33-50
<i>Rissa tridactyla</i>	Black-legged Kittiwake	VU	LC	340	Pairs	<1%	Decrease	20-33
<i>Spatula querquedula</i>	Garganey	Declining	LC	150	Pairs	<1%	Increase	50-100
<i>Sternula albifrons</i>	Little Tern	Depleted	LC	410	Pairs	<1%	Stable	0
<i>Sturnus vulgaris</i>	Common Starling	Declining	LC	270,000	Pairs	<1%	Decrease	33-50
<i>Tringa glareola</i>	Wood Sandpiper	Depleted	LC	94	Pairs	<1%	Increase	25-50
<i>Tyto alba</i>	Common Barn-owl	Depleted	LC	50-60	Pairs	<1%	Increase	50-100
<i>Uria aalge</i>	Common Murre	NT	LC	5,800	Individuals	<1%	Stable	0

## WINTERING 9 SPECIES

Scientific name	English name	European population status	Global Red List Category	Population size	Units	European population %	Population trend since 2000	
							Direction	Magnitude %
<i>Anas acuta</i>	Northern Pintail	Declining	LC	4,780	Individuals	3%	Increase	1,000-10,000
<i>Aythya fuligula</i>	Tufted Duck	Declining	LC	162,000	Individuals	11%	Increase	25-50
<i>Aythya marila</i>	Greater Scaup	VU	LC	15,400	Individuals	8%	Increase	50-100
<i>Cygnus columbianus</i>	Tundra Swan	EN	LC	34	Individuals	<1%	Fluctuating	0
<i>Fulica atra</i>	Common Coot	NT	LC	187,000	Individuals	5%	Stable	0
<i>Gavia arctica</i>	Arctic Loon	Declining	LC	(180)	Individuals	2%	(Stable)	(0)
<i>Gavia stellata</i>	Red-throated Loon	Depleted	LC	(6,000)	Individuals	14%	Stable	0
<i>Mergellus albellus</i>	Smew	Depleted	LC	2,080	Individuals	5%	Increase	100-1,000
<i>Mergus serrator</i>	Red-breasted Merganser	NT	LC	9,600	Individuals	9%	Stable	0-25



EUROPEAN HERRING GULL *Larus argentatus* © MICHAEL FINN

# ESTONIA

Estonia occupies **45,230 km<sup>2</sup>** (0.4% of Europe). It holds at least 219 regularly occurring breeding species, of which 76 (35%) are SPECs. Estonia holds 4% of the European breeding populations of Whinchat *Saxicola rubetra* and European Herring Gull *Larus argentatus* (both Declining in Europe), and



3% of Europe's breeding Horned Grebes *Podiceps auritus* (globally Vulnerable). In winter, large numbers of globally Vulnerable seaducks congregate along Estonia's Baltic coast, including 4-16% of Europe's Velvet Scoter *Melanitta fusca*, Long-tailed Duck *Clangula hyemalis* and Steller's Eider *Polysticta stelleri*.

[HTTP://DATAZONE.BIRDLIFE.ORG/INFO/EUOREDLIST](http://datazone.birdlife.org/info/euroredlist)

## SPEC

## SPECIES OF GLOBAL CONSERVATION CONCERN

1

### BREEDING 15 SPECIES

Scientific name	English name	European population status	Global Red List Category	Population size	Units	European population %	Population trend since 2000	
							Direction	Magnitude %
<i>Alca torda</i>	Razorbill	NT	NT	(2-20)	Individuals	<1%	(Stable)	(0-10)
<i>Anthus pratensis</i>	Meadow Pipit	NT	NT	150,000-200,000	Pairs	1%	Decrease	20-50
<i>Aythya ferina</i>	Common Pochard	VU	VU	500-1,000	Pairs	<1%	Decrease	20-50
<i>Clanga clanga</i>	Greater Spotted Eagle	EN	VU	<b>5-10</b>	Pairs	<1%	<b>Decrease</b>	<b>50-70</b>
<i>Emberiza rustica</i>	Rustic Bunting	VU	VU	(0)	Pairs	0%	Unknown	Unknown
<i>Gallinago media</i>	Great Snipe	Declining	NT	<b>450-550</b>	Males	<1%	<b>Stable</b>	<b>0-10</b>
<i>Haematopus ostralegus</i>	Eurasian Oystercatcher	VU	NT	(2,500-3,500)	Pairs	<1%	(Decrease)	(20-50)
<i>Limosa limosa</i>	Black-tailed Godwit	VU	NT	400-700	Pairs	<1%	Decrease	20-50
<i>Melanitta fusca</i>	Velvet Scoter	VU	VU	150-300	Pairs	<1%	Decrease	50-70
<i>Numenius arquata</i>	Eurasian Curlew	VU	NT	2,000-4,000	Pairs	1%	Decrease	20-50
<i>Podiceps auritus</i>	Horned Grebe	NT	VU	(200-300)	Pairs	3%	(Stable)	(0-10)
<i>Somateria mollissima</i>	Common Eider	VU	NT	2,000-4,000	Pairs	<1%	Decrease	50-70
<i>Streptopelia turtur</i>	European Turtle-dove	VU	VU	(1,000-3,000)	Pairs	<1%	(Decrease)	(20-50)
<i>Turdus iliacus</i>	Redwing	NT	NT	100,000-150,000	Pairs	<1%	Decrease	20-50
<i>Vanellus vanellus</i>	Northern Lapwing	VU	NT	40,000-60,000	Pairs	2%	Increase	50-70

### WINTERING 5 SPECIES

Scientific name	English name	European population status	Global Red List Category	Population size	Units	European population %	Population trend since 2000	
							Direction	Magnitude %
<i>Aythya ferina</i>	Common Pochard	VU	VU	5-30	Individuals	<1%	Stable	0-10
<i>Clangula hyemalis</i>	Long-tailed Duck	VU	VU	(100,000-500,000)	Individuals	11%	(Stable)	(0)
<i>Melanitta fusca</i>	Velvet Scoter	VU	VU	(20,000-200,000)	Individuals	16%	(Stable)	(0)
<i>Polysticta stelleri</i>	Steller's Eider	Secure	VU	<b>800-2,100</b>	Individuals	4%	<b>Decrease</b>	<b>20-50</b>
<i>Somateria mollissima</i>	Common Eider	VU	NT	10-50	Individuals	<1%	Decrease	20-50



WHINCHAT *Saxicola rubetra* © JARI PELTOMÄKI/AGAMI

## SPEC

SPECIES OF EUROPEAN CONSERVATION CONCERN  
CONCENTRATED IN EUROPE

2

## BREEDING 18 SPECIES

Scientific name	English name	European population status	Global Red List Category	Population size	Units	European population %	Population trend since 2000	
							Direction	Magnitude %
<i>Calidris pugnax</i>	Ruff	Declining	LC	10-30	Males	<1%	Decrease	20-50
<i>Cephus grylle</i>	Black Guillemot	Declining	LC	<b>20-40</b>	Individuals	<1%	<b>Stable</b>	<b>0-10</b>
<i>Coracias garrulus</i>	European Roller	Declining	LC	<b>0-3</b>	Pairs	<1%	<b>Decrease</b>	<b>20-50</b>
<i>Crex crex</i>	Corncrake	Depleted	LC	30,000-50,000	Males	2%	Decrease	20-50
<i>Delichon urbicum</i>	Northern House Martin	Declining	LC	(80,000-150,000)	Pairs	<1%	(Stable)	(0-10)
<i>Emberiza calandra</i>	Corn Bunting	Depleted	LC	(0)	Pairs	0%	Unknown	Unknown
<i>Emberiza citrinella</i>	Yellowhammer	Declining	LC	150,000-200,000	Pairs	<1%	Stable	0-10
<i>Emberiza hortulana</i>	Ortolan Bunting	Declining	LC	(300-500)	Pairs	<1%	(Decrease)	(20-50)
<i>Lanius collurio</i>	Red-backed Shrike	Depleted	LC	40,000-60,000	Pairs	<1%	Decrease	20-50
<i>Larus argentatus</i>	European Herring Gull	Declining	LC	20,000-30,000	Pairs	3%	Decrease	20-50
<i>Linaria cannabina</i>	Common Linnet	Declining	LC	40,000-60,000	Pairs	<1%	Decrease	20-50
<i>Lullula arborea</i>	Woodlark	Depleted	LC	10,000-20,000	Pairs	<1%	Stable	0-10
<i>Muscicapa striata</i>	Spotted Flycatcher	Depleted	LC	200,000-300,000	Pairs	1%	Stable	0-10
<i>Perdix perdix</i>	Grey Partridge	Declining	LC	(2,000-4,000)	Pairs	<1%	(Decrease)	(20-50)
<i>Regulus regulus</i>	Goldcrest	Declining	LC	300,000-400,000	Pairs	1%	Decrease	20-50
<i>Saxicola rubetra</i>	Whinchat	Declining	LC	300,000-400,000	Pairs	4%	Decrease	20-50
<i>Serinus serinus</i>	European Serin	Declining	LC	100-300	Pairs	<1%	Stable	0-10
<i>Tringa totanus</i>	Common Redshank	Declining	LC	3,000-6,000	Pairs	1%	Decrease	20-50

## SPEC

SPECIES OF EUROPEAN CONSERVATION CONCERN  
NOT CONCENTRATED IN EUROPE

3

## BREEDING 43 SPECIES

Scientific name	English name	European population status	Global Red List Category	Population size	Units	European population %	Population trend since 2000	
							Direction	Magnitude %
<i>Actitis hypoleucos</i>	Common Sandpiper	Declining	LC	(5,000-10,000)	Pairs	<1%	(Stable)	(0-10)
<i>Alauda arvensis</i>	Eurasian Skylark	Declining	LC	500,000-700,000	Pairs	1%	Decrease	20-50
<i>Alcedo atthis</i>	Common Kingfisher	VU	LC	(50-300)	Pairs	<1%	(Decrease)	(20-50)
<i>Anas acuta</i>	Northern Pintail	Declining	LC	(10-20)	Pairs	<1%	(Decrease)	(50-70)
<i>Anthus campestris</i>	Tawny Pipit	Depleted	LC	(5-20)	Pairs	<1%	(Decrease)	(20-50)
<i>Anthus trivialis</i>	Tree Pipit	Declining	LC	400,000-700,000	Pairs	2%	Decrease	20-50
<i>Apus apus</i>	Common Swift	Declining	LC	(70,000-150,000)	Pairs	<1%	(Stable)	(0-10)
<i>Asio flammeus</i>	Short-eared Owl	Depleted	LC	(10-50)	Pairs	<1%	(Fluctuating)	(10-100)
<i>Aythya fuligula</i>	Tufted Duck	Declining	LC	3,000-5,000	Pairs	<1%	Decrease	20-50
<i>Aythya marila</i>	Greater Scaup	VU	LC	1-5	Pairs	<1%	Decrease	50-70
<i>Botaurus stellaris</i>	Eurasian Bittern	Depleted	LC	300-500	Males	<1%	Stable	0-10
<i>Bubo bubo</i>	Eurasian Eagle-owl	Depleted	LC	<b>50-90</b>	Pairs	<1%	<b>Decrease</b>	<b>20-50</b>
<i>Calidris alpina</i>	Dunlin	Declining	LC	<b>180-230</b>	Pairs	<1%	<b>Decrease</b>	<b>20-50</b>
<i>Caprimulgus europaeus</i>	European Nightjar	Depleted	LC	(10,000-20,000)	Males	2%	(Decrease)	(20-50)
<i>Carpodacus erythrinus</i>	Common Rosefinch	Declining	LC	100,000-200,000	Pairs	1%	Decrease	20-50
<i>Chlidonias niger</i>	Black Tern	Depleted	LC	1,000-2,000	Pairs	1%	Decrease	20-50
<i>Circus cyaneus</i>	Hen Harrier	NT	LC	(100-200)	Females	<1%	(Decrease)	(20-50)
<i>Coturnix coturnix</i>	Common Quail	Depleted	LC	(100-3,000)	Males	<1%	(Fluctuating)	(10-100)
<i>Falco tinnunculus</i>	Common Kestrel	Declining	LC	600-900	Pairs	<1%	Increase	20-50
<i>Fringilla montifringilla</i>	Brambling	Declining	LC	(1-10)	Pairs	<1%	(Stable)	(0-10)

Scientific name	English name	European population status	Global Red List Category	Population size	Units	European population %	Population trend since 2000	
							Direction	Magnitude %
<i>Fulica atra</i>	Common Coot	NT	LC	(3,000-5,000)	Pairs	<1%	(Decrease)	(20-50)
<i>Galerida cristata</i>	Crested Lark	Declining	LC	(0-1)	Pairs	<1%	Unknown	Unknown
<i>Gallinago gallinago</i>	Common Snipe	Declining	LC	40,000-60,000	Pairs	1%	Stable	0-10
<i>Gavia arctica</i>	Arctic Loon	Declining	LC	(1-5)	Pairs	<1%	(Decrease)	(20-50)
<i>Hirundo rustica</i>	Barn Swallow	Declining	LC	(100,000-200,000)	Pairs	<1%	(Decrease)	(20-50)
<i>Hydrocoloeus minutus</i>	Little Gull	NT	LC	(500-1,000)	Pairs	2%	(Decrease)	(20-50)
<i>Jynx torquilla</i>	Eurasian Wryneck	Depleted	LC	5,000-10,000	Pairs	<1%	Stable	0-10
<i>Lagopus lagopus</i>	Willow Grouse	VU	LC	30-50	Pairs	<1%	Decrease	50-70
<i>Lanius excubitor</i>	Great Grey Shrike	Depleted	LC	300-500	Pairs	<1%	Stable	0-10
<i>Lyrurus tetrix</i>	Black Grouse	Depleted	LC	(4,000-6,000)	Males	<1%	(Decrease)	(20-50)
<i>Mergus serrator</i>	Red-breasted Merganser	NT	LC	400-600	Pairs	<1%	Stable	0-10
<i>Motacilla flava</i>	Western Yellow Wagtail	Declining	LC	10,000-20,000	Pairs	<1%	Decrease	20-50
<i>Oenanthe oenanthe</i>	Northern Wheatear	Depleted	LC	20,000-30,000	Pairs	<1%	Stable	0-10
<i>Passer domesticus</i>	House Sparrow	Declining	LC	70,000-100,000	Pairs	<1%	Decrease	20-50
<i>Passer montanus</i>	Eurasian Tree Sparrow	Depleted	LC	80,000-110,000	Pairs	<1%	Increase	20-50
<i>Phylloscopus trochilus</i>	Willow Warbler	Declining	LC	900,000-1,300,000	Pairs	1%	Decrease	20-50
<i>Poecile montanus</i>	Willow Tit	Declining	LC	60,000-100,000	Pairs	<1%	Decrease	50-70
<i>Riparia riparia</i>	Collared Sand Martin	Depleted	LC	(5,000-10,000)	Pairs	<1%	(Decrease)	(20-50)
<i>Spatula querquedula</i>	Garganey	Declining	LC	1,000-1,500	Pairs	<1%	Stable	0-10
<i>Sternula albifrons</i>	Little Tern	Depleted	LC	150-300	Pairs	<1%	Stable	0-10
<i>Strix nebulosa</i>	Great Grey Owl	Rare	LC	(0-3)	Pairs	<1%	(Stable)	(0-10)
<i>Sturnus vulgaris</i>	Common Starling	Declining	LC	150,000-250,000	Pairs	<1%	Stable	0-10
<i>Tringa glareola</i>	Wood Sandpiper	Depleted	LC	3,000-4,000	Pairs	<1%	Stable	0-10

#### WINTERING 6 SPECIES

Scientific name	English name	European population status	Global Red List Category	Population size	Units	European population %	Population trend since 2000	
							Direction	Magnitude %
<i>Aythya fuligula</i>	Tufted Duck	Declining	LC	300-3,000	Individuals	<1%	Increase	20-50
<i>Aythya marila</i>	Greater Scaup	VU	LC	100-2,000	Individuals	<1%	Stable	0-10
<i>Cygnus columbianus</i>	Tundra Swan	EN	LC	<b>5-30</b>	Individuals	<1%	<b>Stable</b>	<b>0-10</b>
<i>Fulica atra</i>	Common Coot	NT	LC	<b>50-700</b>	Individuals	<1%	<b>Decrease</b>	<b>20-50</b>
<i>Mergellus albellus</i>	Smew	Depleted	LC	1,000-4,000	Individuals	5%	Increase	50-70
<i>Mergus serrator</i>	Red-breasted Merganser	NT	LC	500-1,500	Individuals	1%	Stable	0-10



STELLER'S EIDER *Polysticta stelleri* © BRIAN E. SMALL/AGAMI

## FAROE ISLANDS DENMARK

The Faroe Islands, in the North-East Atlantic, comprise 18 rocky islands with a total area of **1,396 km<sup>2</sup>** (0.01% of Europe). Despite their small size and relative isolation, the Faroe Islands are home to 62 breeding species, almost half of which are SPECs. The Faroes are very important for their seabird breeding colonies. One tenth of Europe's population of Atlantic Puffin *Fratercula arctica* (globally



Vulnerable) breeds here, along with 17% of Northern Fulmar *Fulmarus glacialis* (Endangered in Europe), 8% of Black-legged Kittiwake *Rissa tridactyla* (Vulnerable in Europe), and 7% of Common Murre *Uria aalge* (Near Threatened in Europe). Razorbill *Alca torda*, Black Guillemot *Cephus grille* and European Shag *Phalacrocorax aristotelis* also have relatively large colonies on the islands.

[HTTP://DATAZONE.BIRDLIFE.ORG/INFO/EUOREDLIST](http://datazone.birdlife.org/info/euroredlist)

### SPEC

## SPECIES OF GLOBAL CONSERVATION CONCERN

1

### BREEDING 10 SPECIES

Scientific name	English name	European population status	Global Red List Category	Population size	Units	European population %	Population trend since 2000	
							Direction	Magnitude %
<i>Alca torda</i>	Razorbill	NT	NT	13,500	Individuals	1%	Unknown	Unknown
<i>Anthus pratensis</i>	Meadow Pipit	NT	NT	500-2,000	Pairs	<1%	Unknown	Unknown
<i>Fratercula arctica</i>	Atlantic Puffin	VU	VU	550,000	Pairs	10%	(Decrease)	Unknown
<i>Haematopus ostralegus</i>	Eurasian Oystercatcher	VU	NT	10,000	Pairs	3%	Unknown	Unknown
<i>Hydrobates leucorhous</i>	Leach's Storm-petrel	Secure	VU	1,000	Pairs	<1%	Unknown	Unknown
<i>Limosa limosa</i>	Black-tailed Godwit	VU	NT	1-3	Pairs	<1%	Unknown	Unknown
<i>Numenius arquata</i>	Eurasian Curlew	VU	NT	0-3	Pairs	<1%	Unknown	Unknown
<i>Somateria mollissima</i>	Common Eider	VU	NT	6,000	Pairs	<1%	Unknown	Unknown
<i>Turdus iliacus</i>	Redwing	NT	NT	0-20	Pairs	<1%	Unknown	Unknown
<i>Vanellus vanellus</i>	Northern Lapwing	VU	NT	2-5	Pairs	<1%	(Decrease)	Unknown

### WINTERING 5 SPECIES

Scientific name	English name	European population status	Global Red List Category	Population size	Units	European population %	Population trend since 2000	
							Direction	Magnitude %
<i>Clangula hyemalis</i>	Long-tailed Duck	VU	VU	100-1,000	Individuals	<1%	Unknown	Unknown
<i>Haematopus ostralegus</i>	Eurasian Oystercatcher	VU	NT	10-50	Individuals	<1%	Unknown	Unknown
<i>Numenius arquata</i>	Eurasian Curlew	VU	NT	50-200	Individuals	<1%	Unknown	Unknown
<i>Somateria mollissima</i>	Common Eider	VU	NT	5,000-15,000	Individuals	<1%	Unknown	Unknown
<i>Vanellus vanellus</i>	Northern Lapwing	VU	NT	0-20	Individuals	<1%	Unknown	Unknown

### SPEC

## SPECIES OF EUROPEAN CONSERVATION CONCERN CONCENTRATED IN EUROPE

2

### BREEDING 5 SPECIES

Scientific name	English name	European population status	Global Red List Category	Population size	Units	European population %	Population trend since 2000	
							Direction	Magnitude %
<i>Cephus grylle</i>	Black Guillemot	Declining	LC	10,500	Individuals	2%	Unknown	Unknown
<i>Larus argentatus</i>	European Herring Gull	Declining	LC	1,500	Pairs	<1%	Unknown	Unknown
<i>Phalacrocorax aristotelis</i>	European Shag	Declining	LC	1,500	Pairs	2%	Unknown	Unknown
<i>Regulus regulus</i>	Goldcrest	Declining	LC	10	Pairs	<1%	Unknown	Unknown

Scientific name	English name	European population status	Global Red List Category	Population size	Units	European population %	Population trend since 2000	
							Direction	Magnitude %
<i>Tringa totanus</i>	Common Redshank	Declining	LC	15	Pairs	<1%	Unknown	Unknown

#### WINTERING 1 SPECIES

Scientific name	English name	European population status	Global Red List Category	Population size	Units	European population %	Population trend since 2000	
							Direction	Magnitude %
<i>Tringa totanus</i>	Common Redshank	Declining	LC	50-200	Individuals	<1%	Unknown	Unknown

**SPEC**

## SPECIES OF EUROPEAN CONSERVATION CONCERN NOT CONCENTRATED IN EUROPE

**3**

#### BREEDING 14 SPECIES

Scientific name	English name	European population status	Global Red List Category	Population size	Units	European population %	Population trend since 2000	
							Direction	Magnitude %
<i>Alauda arvensis</i>	Eurasian Skylark	Declining	LC	10	Pairs	<1%	Unknown	Unknown
<i>Anas acuta</i>	Northern Pintail	Declining	LC	(0-1)	Pairs	<1%	Unknown	Unknown
<i>Calidris alpina</i>	Dunlin	Declining	LC	10-15	Pairs	<1%	Unknown	Unknown
<i>Coturnix coturnix</i>	Common Quail	Depleted	LC	0-1	Males	<1%	Unknown	Unknown
<i>Fulmarus glacialis</i>	Northern Fulmar	EN	LC	600,000	Pairs	17%	(Decrease)	(20-30)
<i>Gallinago gallinago</i>	Common Snipe	Declining	LC	1,500-3,000	Pairs	<1%	Unknown	Unknown
<i>Gavia stellata</i>	Red-throated Loon	Depleted	LC	25	Pairs	<1%	Unknown	Unknown
<i>Hirundo rustica</i>	Barn Swallow	Declining	LC	2-5	Pairs	<1%	Unknown	Unknown
<i>Mergus serrator</i>	Red-breasted Merganser	NT	LC	150	Pairs	<1%	Unknown	Unknown
<i>Oenanthe oenanthe</i>	Northern Wheatear	Depleted	LC	1,500	Pairs	<1%	Unknown	Unknown
<i>Passer domesticus</i>	House Sparrow	Declining	LC	<b>2,700</b>	Pairs	<1%	Unknown	Unknown
<i>Rissa tridactyla</i>	Black-legged Kittiwake	VU	LC	160,000	Pairs	8%	(Decrease)	Unknown
<i>Sturnus vulgaris</i>	Common Starling	Declining	LC	25,000	Pairs	<1%	Unknown	Unknown
<i>Uria aalge</i>	Common Murre	NT	LC	200,000	Individuals	7%	(Decrease)	Unknown


#### WINTERING 8 SPECIES

Scientific name	English name	European population status	Global Red List Category	Population size	Units	European population %	Population trend since 2000	
							Direction	Magnitude %
<i>Aythya fuligula</i>	Tufted Duck	Declining	LC	0-50	Individuals	<1%	Unknown	Unknown
<i>Aythya marila</i>	Greater Scaup	VU	LC	0-20	Individuals	<1%	Unknown	Unknown
<i>Calidris alpina</i>	Dunlin	Declining	LC	0-10	Individuals	<1%	Unknown	Unknown
<i>Fulica atra</i>	Common Coot	NT	LC	0-5	Individuals	<1%	Unknown	Unknown
<i>Gallinago gallinago</i>	Common Snipe	Declining	LC	10-500	Individuals	<1%	Unknown	Unknown
<i>Gavia immer</i>	Common Loon	VU	LC	10-50	Individuals	<1%	Unknown	Unknown
<i>Gavia stellata</i>	Red-throated Loon	Depleted	LC	0-5	Individuals	<1%	Unknown	Unknown
<i>Mergus serrator</i>	Red-breasted Merganser	NT	LC	100-500	Individuals	<1%	Unknown	Unknown

NORTHERN FULMAR  
*Fulmarus glacialis*  
© COLUM CLARKE



EUROPEAN SHAG  
*Phalacrocorax aristotelis*  
© CLIVE TIMMONS



# FINLAND

Finland, covering **338,420 km<sup>2</sup>** (3% of Europe), is home to 247 species of breeding birds, of which 88 (36%) are SPECs. Finland is very important for breeding waders, holding more than 80% of Europe's Broad-billed Sandpiper *Calidris falcinellus* and between one third and half of Europe's Spotted Redshank *Tringa erythropus*, Bar-tailed Godwit *Limosa lapponica*, Wood Sandpiper *Tringa glareola* and Eurasian Curlew *Numenius arquata*.



It also supports 30-40% of the European breeding populations of Rustic Bunting *Emberiza rustica* and Horned Grebe *Podiceps auritus* (both globally Vulnerable), Red-breasted Merganser *Mergus serrator*, Little Gull *Hydrocoloeus minutus* and Black Grouse *Lyrurus tetrix*, as well as significant numbers of Velvet Scoter *Melanitta fusca* and Common Eider *Somateria mollissima* (both Vulnerable in Europe).

[HTTP://DATAZONE.BIRDLIFE.ORG/INFO/EUOREDLIST](http://datazone.birdlife.org/info/euroredlist)

## SPEC

## SPECIES OF GLOBAL CONSERVATION CONCERN

1

### BREEDING 20 SPECIES

Scientific name	English name	European population status	Global Red List Category	Population size	Units	European population %	Population trend since 2000	
							Direction	Magnitude %
<i>Alca torda</i>	Razorbill	NT	NT	15,800-23,400	Individuals	2%	Fluctuating	0
<i>Anser erythropus</i>	Lesser White-fronted Goose	EN	VU	0-5	Pairs	1%	Stable	0
<i>Anthus pratensis</i>	Meadow Pipit	NT	NT	500,000-750,000	Pairs	5%	Decrease	17-43
<i>Aythya ferina</i>	Common Pochard	VU	VU	10,000-16,000	Pairs	5%	Decrease	69-82
<i>Circus macrourus</i>	Pallid Harrier	NT	NT	1-10	Females	<1%	Increase	100-900
<i>Clanga clanga</i>	Greater Spotted Eagle	EN	VU	0-1	Pairs	<1%	Stable	0
<i>Clangula hyemalis</i>	Long-tailed Duck	VU	VU	(1,500-2,000)	Pairs	<1%	Unknown	Unknown
<i>Emberiza aureola</i>	Yellow-breasted Bunting	CR	EN	0-1	Pairs	<1%	Decrease	95-100
<i>Emberiza rustica</i>	Rustic Bunting	VU	VU	170,000-310,000	Pairs	31%	Stable	0
<i>Gallinago media</i>	Great Snipe	Declining	NT	2-17	Males	<1%	Increase	216-3,419
<i>Haematopus ostralegus</i>	Eurasian Oystercatcher	VU	NT	3,400-4,900	Pairs	1%	Increase	1-22
<i>Limosa lapponica</i>	Bar-tailed Godwit	Secure	NT	2,000-3,000	Pairs	42%	Unknown	Unknown
<i>Limosa limosa</i>	Black-tailed Godwit	VU	NT	110-130	Pairs	<1%	Increase	85
<i>Melanitta fusca</i>	Velvet Scoter	VU	VU	3,600-11,800	Pairs	8%	Decrease	27-57
<i>Numenius arquata</i>	Eurasian Curlew	VU	NT	76,000-88,000	Pairs	33%	Stable	0
<i>Podiceps auritus</i>	Horned Grebe	NT	VU	1,500-3,300	Pairs	29%	Decrease	25-67
<i>Somateria mollissima</i>	Common Eider	VU	NT	94,000-132,600	Pairs	13%	Decrease	44-62
<i>Streptopelia turtur</i>	European Turtle-dove	VU	VU	5-10	Pairs	<1%	Decrease	27-61
<i>Turdus iliacus</i>	Redwing	NT	NT	1,300,000-1,800,000	Pairs	9%	Decrease	5-22
<i>Vanellus vanellus</i>	Northern Lapwing	VU	NT	92,000-120,000	Pairs	5%	Increase	15-72

### WINTERING 2 SPECIES

Scientific name	English name	European population status	Global Red List Category	Population size	Units	European population %	Population trend since 2000	
							Direction	Magnitude %
<i>Clangula hyemalis</i>	Long-tailed Duck	VU	VU	4,400-47,000	Individuals	1%	Fluctuating	0
<i>Polysticta stelleri</i>	Steller's Eider	Secure	VU	5-60	Individuals	<1%	Decrease	73



## BREEDING 17 SPECIES

Scientific name	English name	European population status	Global Red List Category	Population size	Units	European population %	Population trend since 2000	
							Direction	Magnitude %
<i>Calidris falcinellus</i>	Broad-billed Sandpiper	Depleted	LC	25,000-35,000	Pairs	82%	Unknown	Unknown
<i>Calidris pugnax</i>	Ruff	Declining	LC	6,000-13,500	Males	1%	Decrease	0-100
<i>Cephus grylle</i>	Black Guillemot	Declining	LC	<b>14,000-22,400</b>	Individuals	4%	<b>Decrease</b>	<b>78-84</b>
<i>Crex crex</i>	Corncrake	Depleted	LC	<b>7,000-12,000</b>	Males	<1%	Decrease	32-50
<i>Delichon urbicum</i>	Northern House Martin	Declining	LC	<b>28,000-130,000</b>	Pairs	<1%	<b>Decrease</b>	<b>77-90</b>
<i>Emberiza citrinella</i>	Yellowhammer	Declining	LC	<b>840,000-1,100,000</b>	Pairs	4%	<b>Stable</b>	<b>0</b>
<i>Emberiza hortulana</i>	Ortolan Bunting	Declining	LC	<b>9,400-25,000</b>	Pairs	<1%	<b>Decrease</b>	<b>36-90</b>
<i>Lanius collurio</i>	Red-backed Shrike	Depleted	LC	<b>36,000-84,000</b>	Pairs	<1%	<b>Stable</b>	<b>0</b>
<i>Larus argentatus</i>	European Herring Gull	Declining	LC	25,000-35,000	Pairs	4%	<b>Decrease</b>	<b>9-21</b>
<i>Linaria cannabina</i>	Common Linnet	Declining	LC	<b>6,600-18,000</b>	Pairs	<1%	<b>Stable</b>	<b>0</b>
<i>Lullula arborea</i>	Woodlark	Depleted	LC	<b>4,000-7,000</b>	Pairs	<1%	<b>Increase</b>	<b>58-149</b>
<i>Muscicapa striata</i>	Spotted Flycatcher	Depleted	LC	<b>1,700,000-2,100,000</b>	Pairs	10%	<b>Increase</b>	<b>12-47</b>
<i>Perdix perdix</i>	Grey Partridge	Declining	LC	9,000	Pairs	<1%	Increase	150-200
<i>Regulus regulus</i>	Goldcrest	Declining	LC	<b>770,000-1,700,000</b>	Pairs	4%	<b>Decrease</b>	<b>24-44</b>
<i>Saxicola rubetra</i>	Whinchat	Declining	LC	<b>170,000-320,000</b>	Pairs	3%	<b>Decrease</b>	<b>23-53</b>
<i>Serinus serinus</i>	European Serin	Declining	LC	0-3	Pairs	<1%	Unknown	Unknown
<i>Tringa totanus</i>	Common Redshank	Declining	LC	4,500-6,000	Pairs	1%	<b>Decrease</b>	<b>23-44</b>

SPOTTED REDSHANK *Tringa erythropus* © SHAY CONNOLLY

SPECIES OF EUROPEAN CONSERVATION CONCERN  
NOT CONCENTRATED IN EUROPE

## BREEDING 51 SPECIES

Scientific name	English name	European population status	Global Red List Category	Population size	Units	European population %	Population trend since 2000	
							Direction	Magnitude %
<i>Actitis hypoleucos</i>	Common Sandpiper	Declining	LC	110,000-180,000	Pairs	13%	Decrease	10-42
<i>Alauda arvensis</i>	Eurasian Skylark	Declining	LC	190,000-250,000	Pairs	<1%	Stable	0
<i>Alcedo atthis</i>	Common Kingfisher	VU	LC	1-15	Pairs	<1%	Fluctuating	0
<i>Anas acuta</i>	Northern Pintail	Declining	LC	8,000-16,000	Pairs	5%	Decrease	15-46
<i>Anthus campestris</i>	Tawny Pipit	Depleted	LC	0-1	Pairs	<1%	Stable	0
<i>Anthus trivialis</i>	Tree Pipit	Declining	LC	1,800,000-2,100,000	Pairs	6%	Decrease	4-19
<i>Apus apus</i>	Common Swift	Declining	LC	14,000-26,000	Pairs	<1%	Stable	0
<i>Asio flammeus</i>	Short-eared Owl	Depleted	LC	650-14,500	Pairs	3%	Increase	22-25
<i>Aythya fuligula</i>	Tufted Duck	Declining	LC	40,000-60,000	Pairs	8%	Decrease	40-50
<i>Aythya marila</i>	Greater Scaup	VU	LC	400-600	Pairs	<1%	Unknown	Unknown
<i>Botaurus stellaris</i>	Eurasian Bittern	Depleted	LC	1,000-1,500	Males	2%	Increase	83-126
<i>Bubo bubo</i>	Eurasian Eagle-owl	Depleted	LC	1,300-1,400	Pairs	6%	Decrease	31-38
<i>Bubo scandiacus</i>	Snowy Owl	Rare	LC	0-10	Pairs	<1%	Fluctuating	0
<i>Calidris alpina</i>	Dunlin	Declining	LC	5,055-10,060	Pairs	1%	Unknown	Unknown
<i>Caprimulgus europaeus</i>	European Nightjar	Depleted	LC	3,000-5,000	Males	<1%	Increase	43-75
<i>Carpodacus erythrinus</i>	Common Rosefinch	Declining	LC	110,000-130,000	Pairs	1%	Decrease	17-40
<i>Chlidonias niger</i>	Black Tern	Depleted	LC	15-25	Pairs	<1%	Decrease	30-75
<i>Circus cyaneus</i>	Hen Harrier	NT	LC	1,500-1,600	Females	4%	Decrease	24-28
<i>Coturnix coturnix</i>	Common Quail	Depleted	LC	150-500	Males	<1%	Stable	0
<i>Falco rusticolus</i>	Gyrfalcon	Rare	LC	32	Pairs	2%	Fluctuating	0
<i>Falco tinnunculus</i>	Common Kestrel	Declining	LC	7,700-8,700	Pairs	2%	Increase	105-132
<i>Fringilla montifringilla</i>	Brambling	Declining	LC	1,400,000-2,000,000	Pairs	9%	Decrease	12-38
<i>Fulica atra</i>	Common Coot	NT	LC	3,800-9,100	Pairs	<1%	Decrease	38-53
<i>Gallinago gallinago</i>	Common Snipe	Declining	LC	92,000-180,000	Pairs	4%	Decrease	22-46
<i>Gavia arctica</i>	Arctic Loon	Declining	LC	12,000-13,000	Pairs	18%	Stable	0
<i>Gavia stellata</i>	Red-throated Loon	Depleted	LC	750-1,500	Pairs	2%	Increase	27-44
<i>Hirundo rustica</i>	Barn Swallow	Declining	LC	100,000-160,000	Pairs	<1%	Decrease	29-50
<i>Hydrocoloeus minutus</i>	Little Gull	NT	LC	10,000-13,000	Pairs	35%	Stable	0
<i>Jynx torquilla</i>	Eurasian Wryneck	Depleted	LC	9,200-17,000	Pairs	1%	Stable	0
<i>Lagopus lagopus</i>	Willow Grouse	VU	LC	67,000-150,000	Pairs	7%	Decrease	50-64
<i>Lagopus muta</i>	Rock Ptarmigan	NT	LC	4,000-9,000	Pairs	1%	Unknown	Unknown
<i>Lanius excubitor</i>	Great Grey Shrike	Depleted	LC	7,000-23,000	Pairs	12%	Stable	0
<i>Lyrurus tetrix</i>	Black Grouse	Depleted	LC	600,000-710,000	Males	41%	Increase	52-68
<i>Mergellus albellus</i>	Smew	Depleted	LC	2,000-5,500	Pairs	26%	Stable	0
<i>Mergus serrator</i>	Red-breasted Merganser	NT	LC	25,000-35,000	Pairs	32%	Decrease	43-50
<i>Milvus migrans</i>	Black Kite	Depleted	LC	15-20	Pairs	<1%	Increase	70-90
<i>Motacilla flava</i>	Western Yellow Wagtail	Declining	LC	500,000-840,000	Pairs	5%	Stable	0
<i>Oenanthe oenanthe</i>	Northern Wheatear	Depleted	LC	68,000-90,000	Pairs	<1%	Stable	0
<i>Passer domesticus</i>	House Sparrow	Declining	LC	210,000-260,000	Pairs	<1%	Stable	0
<i>Passer montanus</i>	Eurasian Tree Sparrow	Depleted	LC	85,000-240,000	Pairs	<1%	Increase	164-205
<i>Phylloscopus trochilus</i>	Willow Warbler	Declining	LC	6,300,000-9,200,000	Pairs	10%	Decrease	24-33
<i>Poecile cinctus</i>	Siberian Tit	Declining	LC	50,000-100,000	Pairs	5%	Stable	0
<i>Poecile montanus</i>	Willow Tit	Declining	LC	680,000-980,000	Pairs	2%	Decrease	33-54
<i>Riparia riparia</i>	Collared Sand Martin	Depleted	LC	46,000-63,000	Pairs	<1%	Decrease	31-91
<i>Spatula querquedula</i>	Garganey	Declining	LC	1,300-4,900	Pairs	<1%	Decrease	43-75
<i>Sternula albifrons</i>	Little Tern	Depleted	LC	69-72	Pairs	<1%	Increase	13
<i>Strix nebulosa</i>	Great Grey Owl	Rare	LC	100-2,100	Pairs	12%	Stable	0
<i>Sturnus vulgaris</i>	Common Starling	Declining	LC	52,000-67,000	Pairs	<1%	Stable	0
<i>Tringa erythropus</i>	Spotted Redshank	Declining	LC	9,800-27,000	Pairs	49%	Stable	0
<i>Tringa glareola</i>	Wood Sandpiper	Depleted	LC	340,000-560,000	Pairs	41%	Stable	0
<i>Uria aalge</i>	Common Murre	NT	LC	80-260	Individuals	<1%	Fluctuating	0

#### WINTERING 4 SPECIES

Scientific name	English name	European population status	Global Red List Category	Population size	Units	European population %	Population trend since 2000	
							Direction	Magnitude %
<i>Aythya fuligula</i>	Tufted Duck	Declining	LC	7,300-43,000	Individuals	1%	Increase	130-10,780
<i>Fulica atra</i>	Common Coot	NT	LC	200-1,500	Individuals	<1%	Fluctuating	0
<i>Mergellus albellus</i>	Smew	Depleted	LC	170-1,000	Individuals	1%	Increase	37-754
<i>Mergus serrator</i>	Red-breasted Merganser	NT	LC	150-250	Individuals	<1%	Increase	4-242



BROAD-BILLED SANDPIPER *Calidris falcinellus* © DAVID DILLON

# FRANCE



France's **549,087 km<sup>2</sup>** (5% of Europe) holds breeding populations of 281 bird species and at least 53 wintering waterbird species, of which 103 (37%) and 20 (38%) respectively are SPECs. France is Europe's most important country for Grey Partridge *Perdix perdix* (with almost half of its breeding population) and Black Kite *Milvus migrans* (a third of its population). It supports 10-20% of Europe's breeding Eurasian Thick-knee *Burhinus oedichnemus*, Common Kestrel *Falco tinnunculus*, Hen Harrier

*Circus cyaneus*, Common Barn-owl *Tyto alba*, Eurasian Eagle-owl *Bubo bubo*, Common Kingfisher *Alcedo atthis* and European Shag *Phalacrocorax aristotelis*. France is important for wintering waterbirds, hosting most of Europe's Northern Lapwing *Vanellus vanellus* and more than 10% of Europe's Dunlin *Calidris alpina*, Black-tailed Godwit *Limosa limosa* and Common Pochard *Aythya ferina*. Corsica is home to the globally Vulnerable endemic, Corsican Nuthatch *Sitta whiteheadi*.

[HTTP://DATAZONE.BIRDLIFE.ORG/INFO/EUOREDLIST](http://datazone.birdlife.org/info/euroredlist)

## SPEC

## SPECIES OF GLOBAL CONSERVATION CONCERN

1

### BREEDING 19 SPECIES

Scientific name	English name	European population status	Global Red List Category	Population size	Units	European population %	Population trend since 2000	
							Direction	Magnitude %
<i>Aegypius monachus</i>	Cinereous Vulture	Rare	NT	24	Pairs	1%	Increase	270
<i>Alca torda</i>	Razorbill	NT	NT	72-80	Individuals	<1%	Increase	50-75
<i>Alectoris graeca</i>	Rock Partridge	NT	NT	2,500-3,200	Pairs	5%	Fluctuating	33-34
<i>Anthus pratensis</i>	Meadow Pipit	NT	NT	(9,000-18,000)	Pairs	<1%	Decrease	36
<i>Aythya ferina</i>	Common Pochard	VU	VU	3,000-5,000	Pairs	2%	Unknown	Unknown
<i>Fratercula arctica</i>	Atlantic Puffin	VU	VU	164-187	Pairs	<1%	Stable	0
<i>Gypaetus barbatus</i>	Bearded Vulture	VU	NT	47	Pairs	7%	Increase	31
<i>Haematopus ostralegus</i>	Eurasian Oystercatcher	VU	NT	1,100-1,300	Pairs	<1%	(Increase)	(10-25)
<i>Limosa limosa</i>	Black-tailed Godwit	VU	NT	110-180	Pairs	<1%	Stable	0
<i>Milvus milvus</i>	Red Kite	NT	NT	2,335-3,022	Pairs	9%	Decrease	27
<i>Neophron percnopterus</i>	Egyptian Vulture	EN	EN	82-93	Pairs	2%	Increase	30
<i>Numenius arquata</i>	Eurasian Curlew	VU	NT	1,300-1,600	Pairs	<1%	Decrease	20-25
<i>Puffinus yelkouan</i>	Yelkouan Shearwater	VU	VU	628-1,053	Pairs	3%	Unknown	Unknown
<i>Sitta whiteheadi</i>	Corsican Nuthatch	VU	VU	1,500-2,200	Pairs	100%	Decrease	10
<i>Somateria mollissima</i>	Common Eider	VU	NT	1	Pairs	<1%	Decrease	80-90
<i>Streptopelia turtur</i>	European Turtle-dove	VU	VU	397,000-481,000	Pairs	10%	Decrease	11-20
<i>Sylvia undata</i>	Dartford Warbler	NT	NT	42,000-76,000	Pairs	6%	Decrease	Unknown
<i>Tetrax tetrax</i>	Little Bustard	VU	NT	1,680-2,690	Males	2%	Increase	157-199
<i>Vanellus vanellus</i>	Northern Lapwing	VU	NT	12,000-18,000	Pairs	<1%	(Decrease)	(5-30)

### WINTERING 10 SPECIES

Scientific name	English name	European population status	Global Red List Category	Population size	Units	European population %	Population trend since 2000	
							Direction	Magnitude %
<i>Aythya ferina</i>	Common Pochard	VU	VU	64,000-95,000	Individuals	11%	Fluctuating	0
<i>Calidris canutus</i>	Red Knot	Secure	NT	36,000-58,000	Individuals	9%	Increase	50-60
<i>Haematopus ostralegus</i>	Eurasian Oystercatcher	VU	NT	48,000-55,000	Individuals	6%	Decrease	6-33
<i>Limosa lapponica</i>	Bar-tailed Godwit	Secure	NT	6,350-14,700	Individuals	8%	Increase	33-97
<i>Limosa limosa</i>	Black-tailed Godwit	VU	NT	19,000-32,000	Individuals	16%	Increase	160-200
<i>Melanitta fusca</i>	Velvet Scoter	VU	VU	115-1,515	Individuals	<1%	Fluctuating	0
<i>Numenius arquata</i>	Eurasian Curlew	VU	NT	20,000-65,000	Individuals	7%	Increase	70-120
<i>Podiceps auritus</i>	Horned Grebe	NT	VU	382	Individuals	9%	Fluctuating	0
<i>Somateria mollissima</i>	Common Eider	VU	NT	410-1,700	Individuals	<1%	Unknown	Unknown
<i>Vanellus vanellus</i>	Northern Lapwing	VU	NT	2,400,000-3,050,000	Individuals	70%	Unknown	Unknown

## BREEDING 24 SPECIES

Scientific name	English name	European population status	Global Red List Category	Population size	Units	European population %	Population trend since 2000	
							Direction	Magnitude %
<i>Alectoris rufa</i>	Red-legged Partridge	Declining	LC	198,000-452,000	Pairs	5%	Decrease	4
<i>Calidris pugnax</i>	Ruff	Declining	LC	<b>0-10</b>	Males	<1%	<b>Decrease</b>	<b>75-100</b>
<i>Coracias garrulus</i>	European Roller	Declining	LC	800-1,000	Pairs	2%	(Increase)	(30-70)
<i>Crex crex</i>	Corncrake	Depleted	LC	<b>295-551</b>	Males	<1%	<b>Decrease</b>	<b>21-22</b>
<i>Delichon urbicum</i>	Northern House Martin	Declining	LC	500,000-1,000,000	Pairs	4%	Unknown	Unknown
<i>Emberiza calandra</i>	Corn Bunting	Depleted	LC	175,000-300,000	Pairs	<1%	Stable	0
<i>Emberiza citrinella</i>	Yellowhammer	Declining	LC	400,000-800,000	Pairs	2%	<b>Decrease</b>	<b>34</b>
<i>Emberiza hortulana</i>	Ortolan Bunting	Declining	LC	7,000-13,500	Pairs	<1%	Decrease	37
<i>Lanius collurio</i>	Red-backed Shrike	Depleted	LC	60,000-120,000	Pairs	<1%	Fluctuating	0
<i>Lanius meridionalis</i>	Iberian Grey Shrike	VU	LC	<b>650-1,150</b>	Pairs	<1%	<b>Decrease</b>	<b>40-42</b>
<i>Lanius minor</i>	Lesser Grey Shrike	Declining	LC	<b>17-18</b>	Pairs	<1%	<b>Decrease</b>	<b>62-65</b>
<i>Lanius senator</i>	Woodchat Shrike	Declining	LC	2,000-4,000	Pairs	<1%	(Decrease)	(0-5)
<i>Larus argentatus</i>	European Herring Gull	Declining	LC	<b>53,050-55,875</b>	Pairs	7%	<b>Decrease</b>	<b>31</b>
<i>Linaria cannabina</i>	Common Linnet	Declining	LC	500,000-1,000,000	Pairs	3%	Decrease	39
<i>Lullula arborea</i>	Woodlark	Depleted	LC	60,000-180,000	Pairs	4%	Stable	0
<i>Muscicapa striata</i>	Spotted Flycatcher	Depleted	LC	50,000-90,000	Pairs	<1%	(Stable)	(0)
<i>Otus scops</i>	Eurasian Scops-owl	Depleted	LC	(1,500-4,500)	Pairs	<1%	Unknown	Unknown
<i>Passer italiae</i>	Italian Sparrow	VU	LC	(60,000-300,000)	Pairs	5%	Unknown	Unknown
<i>Perdix perdix</i>	Grey Partridge	Declining	LC	644,000-1,226,000	Pairs	46%	<b>Fluctuating</b>	<b>0</b>
<i>Phalacrocorax aristotelis</i>	European Shag	Declining	LC	<b>8,164-8,410</b>	Pairs	11%	<b>Increase</b>	<b>15-20</b>
<i>Regulus regulus</i>	Goldcrest	Declining	LC	300,000-450,000	Pairs	1%	Decrease	31
<i>Saxicola rubetra</i>	Whinchat	Declining	LC	11,000-20,000	Pairs	<1%	Decrease	40
<i>Serinus serinus</i>	European Serin	Declining	LC	225,000-400,000	Pairs	1%	Decrease	22
<i>Tringa totanus</i>	Common Redshank	Declining	LC	<b>1,500-1,800</b>	Pairs	<1%	<b>Increase</b>	<b>25-30</b>

CORSICAN NUTHATCH *Sitta whiteheadi* © DANIELE OCCHIATO/AGAMI

SPECIES OF EUROPEAN CONSERVATION CONCERN  
NOT CONCENTRATED IN EUROPE

## BREEDING 60 SPECIES

Scientific name	English name	European population status	Global Red List Category	Population size	Units	European population %	Population trend since 2000	
							Direction	Magnitude %
<i>Actitis hypoleucos</i>	Common Sandpiper	Declining	LC	700-1,000	Pairs	<1%	Unknown	Unknown
<i>Alauda arvensis</i>	Eurasian Skylark	Declining	LC	900,000-1,500,000	Pairs	2%	<b>Decrease</b>	<b>18</b>
<i>Alcedo atthis</i>	Common Kingfisher	VU	LC	10,000-18,000	Pairs	11%	Decrease	68
<i>Anas acuta</i>	Northern Pintail	Declining	LC	0-5	Pairs	<1%	<b>Stable</b>	<b>0</b>
<i>Anthus campestris</i>	Tawny Pipit	Depleted	LC	8,000-18,000	Pairs	<1%	Unknown	Unknown
<i>Anthus trivialis</i>	Tree Pipit	Declining	LC	(200,000-350,000)	Pairs	<1%	<b>Increase</b>	<b>28</b>
<i>Apus apus</i>	Common Swift	Declining	LC	350,000-650,000	Pairs	2%	(Stable)	(0)
<i>Aquila fasciata</i>	Bonelli's Eagle	NT	LC	<b>28-31</b>	Pairs	3%	<b>Increase</b>	<b>20</b>
<i>Ardea purpurea</i>	Purple Heron	Declining	LC	<b>2,856</b>	Pairs	7%	<b>Increase</b>	<b>36</b>
<i>Ardeola ralloides</i>	Squacco Heron	Depleted	LC	<b>210-810</b>	Pairs	2%	<b>Increase</b>	<b>100-700</b>
<i>Asio flammeus</i>	Short-eared Owl	Depleted	LC	50-100	Pairs	<1%	(Fluctuating)	(0)
<i>Athene noctua</i>	Little Owl	Depleted	LC	21,000-50,000	Pairs	4%	Stable	0
<i>Aythya fuligula</i>	Tufted Duck	Declining	LC	1,000-2,000	Pairs	<1%	Increase	100-300
<i>Botaurus stellaris</i>	Eurasian Bittern	Depleted	LC	<b>250-350</b>	Males	<1%	Decrease	4-8
<i>Bubo bubo</i>	Eurasian Eagle-owl	Depleted	LC	2,000-4,000	Pairs	12%	Increase	50-100
<i>Burhinus oedicanus</i>	Eurasian Thick-knee	Depleted	LC	10,000-20,000	Pairs	21%	Increase	88
<i>Calandrella brachydactyla</i>	Greater Short-toed Lark	Depleted	LC	(800-1,500)	Pairs	<1%	Decrease	Unknown
<i>Caprimulgus europaeus</i>	European Nightjar	Depleted	LC	25,000-45,000	Males	4%	Unknown	Unknown
<i>Charadrius alexandrinus</i>	Kentish Plover	Declining	LC	<b>1,290-1,530</b>	Pairs	5%	<b>Stable</b>	<b>0</b>
<i>Chlidonias niger</i>	Black Tern	Depleted	LC	<b>95-270</b>	Pairs	<1%	<b>Decrease</b>	<b>33-52</b>
<i>Circus cyaneus</i>	Hen Harrier	NT	LC	<b>5,300-8,000</b>	Females	16%	<b>Decrease</b>	<b>32</b>
<i>Coturnix coturnix</i>	Common Quail	Depleted	LC	100,000-300,000	Males	4%	Increase	6-34
<i>Elanus caeruleus</i>	Black-winged Kite	Rare	LC	<b>115-130</b>	Pairs	7%	<b>Increase</b>	<b>2,725-3,000</b>
<i>Falco naumanni</i>	Lesser Kestrel	Depleted	LC	<b>284</b>	Pairs	<1%	<b>Increase</b>	<b>453</b>
<i>Falco tinnunculus</i>	Common Kestrel	Declining	LC	<b>88,000</b>	Pairs	18%	Decrease	15-50
<i>Fulica atra</i>	Common Coot	NT	LC	(50,000-150,000)	Pairs	7%	(Increase)	Unknown
<i>Fulmarus glacialis</i>	Northern Fulmar	EN	LC	<b>856-890</b>	Pairs	<1%	<b>Decrease</b>	<b>21-28</b>
<i>Galerida cristata</i>	Crested Lark	Declining	LC	10,000-20,000	Pairs	<1%	Decrease	0-20
<i>Gallinago gallinago</i>	Common Snipe	Declining	LC	30-100	Pairs	<1%	Decrease	40-68
<i>Gelochelidon nilotica</i>	Common Gull-billed Tern	Depleted	LC	<b>503</b>	Pairs	3%	<b>Increase</b>	<b>100-110</b>
<i>Glareola pratincola</i>	Collared Pratincole	Declining	LC	<b>82</b>	Pairs	<1%	<b>Increase</b>	<b>175-250</b>
<i>Hirundo rustica</i>	Barn Swallow	Declining	LC	900,000-1,700,000	Pairs	3%	Unknown	Unknown
<i>Ixobrychus minutus</i>	Common Little Bittern	Depleted	LC	500-1,000	Pairs	<1%	Decrease	Unknown
<i>Jynx torquilla</i>	Eurasian Wryneck	Depleted	LC	15,000-35,000	Pairs	2%	Stable	0
<i>Lagopus muta</i>	Rock Ptarmigan	NT	LC	(5,000-13,000)	Pairs	2%	(Stable)	(0)
<i>Lanius excubitor</i>	Great Grey Shrike	Depleted	LC	<b>552-1,275</b>	Pairs	<1%	<b>Decrease</b>	<b>75</b>
<i>Lyrurus tetrix</i>	Black Grouse	Depleted	LC	6,700-9,830	Males	<1%	Decrease	6-25
<i>Melanocorypha calandra</i>	Calandra Lark	Declining	LC	<b>130-160</b>	Pairs	<1%	<b>Increase</b>	<b>30-60</b>
<i>Mergus serrator</i>	Red-breasted Merganser	NT	LC	<b>2-3</b>	Pairs	<1%	<b>Stable</b>	<b>0</b>
<i>Milvus migrans</i>	Black Kite	Depleted	LC	<b>25,755</b>	Pairs	27%	Increase	25-28
<i>Monticola saxatilis</i>	Rufous-tailed Rock-thrush	Declining	LC	(1,500-3,000)	Pairs	1%	(Stable)	(0)
<i>Motacilla flava</i>	Western Yellow Wagtail	Declining	LC	100,000-200,000	Pairs	1%	<b>Increase</b>	<b>31</b>
<i>Nycticorax nycticorax</i>	Black-crowned Night-heron	Declining	LC	<b>3,356</b>	Pairs	5%	<b>Decrease</b>	<b>20</b>
<i>Oenanthe leucura</i>	Black Wheatear	VU	LC	<b>0</b>	Pairs	0%	Unknown	Unknown
<i>Oenanthe oenanthe</i>	Northern Wheatear	Depleted	LC	8,000-13,000	Pairs	<1%	Decrease	32
<i>Passer domesticus</i>	House Sparrow	Declining	LC	4,100,000-8,200,000	Pairs	4%	<b>Stable</b>	<b>0</b>
<i>Passer montanus</i>	Eurasian Tree Sparrow	Depleted	LC	80,000-300,000	Pairs	<1%	Decrease	30
<i>Phylloscopus trochilus</i>	Willow Warbler	Declining	LC	70,000-130,000	Pairs	<1%	Stable	0
<i>Poecile montanus</i>	Willow Tit	Declining	LC	200,000-300,000	Pairs	<1%	Stable	0
<i>Pterocles alchata</i>	Pin-tailed Sandgrouse	Rare	LC	98-215	Pairs	3%	Decrease	20-40
<i>Pyrhonorax pyrrhonorax</i>	Red-billed Chough	Declining	LC	(1,000-3,000)	Pairs	3%	(Stable)	(0)

Scientific name	English name	European population status	Global Red List Category	Population size	Units	European population %	Population trend since 2000	
							Direction	Magnitude %
<i>Riparia riparia</i>	Collared Sand Martin	Depleted	LC	50,000-100,000	Pairs	1%	Unknown	Unknown
<i>Rissa tridactyla</i>	Black-legged Kittiwake	VU	LC	<b>5,000-5,500</b>	Pairs	<1%	<b>Stable</b>	<b>0</b>
<i>Spatula querquedula</i>	Garganey	Declining	LC	350-550	Pairs	<1%	Unknown	Unknown
<i>Sterna dougallii</i>	Roseate Tern	Rare	LC	<b>9-58</b>	Pairs	<1%	<b>Decrease</b>	<b>60-65</b>
<i>Sterna albifrons</i>	Little Tern	Depleted	LC	<b>1,130-2,000</b>	Pairs	3%	<b>Stable</b>	<b>0</b>
<i>Sturnus vulgaris</i>	Common Starling	Declining	LC	2,600,000-5,200,000	Pairs	9%	<b>Stable</b>	<b>0</b>
<i>Tyto alba</i>	Common Barn-owl	Depleted	LC	(10,000-50,000)	Pairs	14%	(Fluctuating)	(0)
<i>Uria aalge</i>	Common Murre	NT	LC	<b>568-604</b>	Individuals	<1%	<b>Increase</b>	<b>17-19</b>
<i>Zapornia pusilla</i>	Baillon's Crake	Rare	LC	0-7	Males	<1%	(Fluctuating)	(0)

#### WINTERING 10 SPECIES

Scientific name	English name	European population status	Global Red List Category	Population size	Units	European population %	Population trend since 2000	
							Direction	Magnitude %
<i>Anas acuta</i>	Northern Pintail	Declining	LC	<b>8,500-18,000</b>	Individuals	9%	<b>Increase</b>	<b>60-70</b>
<i>Aythya fuligula</i>	Tufted Duck	Declining	LC	<b>28,738-35,000</b>	Individuals	2%	<b>Fluctuating</b>	<b>0</b>
<i>Aythya marila</i>	Greater Scaup	VU	LC	(272)	Individuals	<1%	Decrease	68-70
<i>Calidris alpina</i>	Dunlin	Declining	LC	<b>253,300-361,000</b>	Individuals	24%	<b>Decrease</b>	<b>11-12</b>
<i>Cygnus columbianus</i>	Tundra Swan	EN	LC	<b>340</b>	Individuals	2%	<b>Increase</b>	<b>636-744</b>
<i>Fulica atra</i>	Common Coot	NT	LC	<b>234,200-294,000</b>	Individuals	7%	<b>Increase</b>	<b>29</b>
<i>Gavia immer</i>	Common Loon	VU	LC	(62-217)	Individuals	2%	Fluctuating	0
<i>Hydrocoloeus minutus</i>	Little Gull	NT	LC	(1,000-5,000)	Individuals	34%	Unknown	Unknown
<i>Mergellus albellus</i>	Smew	Depleted	LC	<b>225</b>	Individuals	1%	<b>Fluctuating</b>	<b>0</b>
<i>Mergus serrator</i>	Red-breasted Merganser	NT	LC	<b>3,350</b>	Individuals	3%	<b>Decrease</b>	<b>9-49</b>



DARTFORD WARBLER *Sylvia undata* © CHRIS GOMERSALL/RSPB-IMAGES.COM

# GEORGIA

Georgia has a relatively small land area of **69,700 km<sup>2</sup>** (covering 0.6% of Europe). Nevertheless, it is considered one of Europe's biodiversity hotspots due to its geographical position and the variety of climates and landscapes. Georgia holds breeding populations of 250 regularly occurring bird species, of which 90 (36%) are SPECs, and at least 49 wintering waterbirds. Georgia holds around two thirds of the global population of the regionally endemic Caucasian Grouse *Lyrurus mlokosiewiczii*



(Near Threatened), around 20% of the population of the endemic Caucasian Snowcock *Tetraogallus caucasicus*, as well as 5% of Europe's Black Francolin *Francolinus francolinus*. Globally threatened birds of prey such as the Egyptian Vulture *Neophron percnopterus*, Bearded Vulture *Gypaetus barbatus* and Eastern Imperial Eagle *Aquila heliaca* breed here in small yet significant numbers (2-3% of the European population).

[HTTP://DATAZONE.BIRDLIFE.ORG/INFO/EUOREDLIST](http://datazone.birdlife.org/info/euroredlist)

## SPEC

## SPECIES OF GLOBAL CONSERVATION CONCERN

1

### BREEDING 16 SPECIES

Scientific name	English name	European population status	Global Red List Category	Population size	Units	European population %	Population trend since 2000	
							Direction	Magnitude %
<i>Aegypius monachus</i>	Cinereous Vulture	Rare	NT	9-30	Pairs	<1%	Stable	0
<i>Anthus pratensis</i>	Meadow Pipit	NT	NT	Present	Pairs	Unknown	Unknown	Unknown
<i>Aquila heliaca</i>	Eastern Imperial Eagle	Rare	VU	35-40	Pairs	2%	Increase	75-166
<i>Aythya ferina</i>	Common Pochard	VU	VU	Present	Pairs	Unknown	Unknown	Unknown
<i>Aythya nyroca</i>	Ferruginous Duck	Depleted	NT	Present	Pairs	Unknown	Unknown	Unknown
<i>Falco cherrug</i>	Saker Falcon	VU	EN	1-3	Pairs	<1%	Unknown	Unknown
<i>Falco vespertinus</i>	Red-footed Falcon	NT	NT	10-50	Pairs	<1%	Unknown	Unknown
<i>Gypaetus barbatus</i>	Bearded Vulture	VU	NT	19-22	Pairs	3%	Stable	0
<i>Larus armenicus</i>	Armenian Gull	NT	NT	Present	Pairs	Unknown	Unknown	Unknown
<i>Lyrurus mlokosiewiczii</i>	Caucasian Grouse	NT	NT	<b>7,551-15,759</b>	Males	64%	Unknown	Unknown
<i>Melanitta fusca</i>	Velvet Scoter	VU	VU	<b>20-50</b>	Pairs	<1%	Unknown	Unknown
<i>Neophron percnopterus</i>	Egyptian Vulture	EN	EN	100-140	Pairs	3%	Stable	0
<i>Oxyura leucocephala</i>	White-headed Duck	EN	EN	Present	Pairs	Unknown	Unknown	Unknown
<i>Pelecanus crispus</i>	Dalmatian Pelican	Rare	VU	Present	Pairs	Unknown	Unknown	Unknown
<i>Streptopelia turtur</i>	European Turtle-dove	VU	VU	Present	Pairs	Unknown	Unknown	Unknown
<i>Vanellus vanellus</i>	Northern Lapwing	VU	NT	Present	Pairs	Unknown	Unknown	Unknown

### WINTERING 9 SPECIES

Scientific name	English name	European population status	Global Red List Category	Population size	Units	European population %	Population trend since 2000	
							Direction	Magnitude %
<i>Anser erythropus</i>	Lesser White-fronted Goose	EN	VU	Present	Individuals	<1%	Unknown	Unknown
<i>Aythya ferina</i>	Common Pochard	VU	VU	<b>1,645</b>	Individuals	<1%	Unknown	Unknown
<i>Branta ruficollis</i>	Red-breasted Goose	VU	VU	Present	Individuals	<1%	Unknown	Unknown
<i>Calidris ferruginea</i>	Curlew Sandpiper	VU	NT	Present	Individuals	<1%	Unknown	Unknown
<i>Haematopus ostralegus</i>	Eurasian Oystercatcher	VU	NT	Present	Individuals	<1%	Unknown	Unknown
<i>Numenius arquata</i>	Eurasian Curlew	VU	NT	Present	Individuals	<1%	Unknown	Unknown
<i>Oxyura leucocephala</i>	White-headed Duck	EN	EN	Present	Individuals	<1%	Unknown	Unknown
<i>Pelecanus crispus</i>	Dalmatian Pelican	Rare	VU	Present	Individuals	<1%	Unknown	Unknown
<i>Podiceps auritus</i>	Horned Grebe	NT	VU	Present	Individuals	<1%	Unknown	Unknown



## BREEDING 21 SPECIES

Scientific name	English name	European population status	Global Red List Category	Population size	Units	European population %	Population trend since 2000	
							Direction	Magnitude %
<i>Accipiter brevipes</i>	Levant Sparrowhawk	Rare	LC	30-60	Pairs	<1%	Stable	0
<i>Coracias garrulus</i>	European Roller	Declining	LC	Present	Pairs	Unknown	Unknown	Unknown
<i>Crex crex</i>	Corncrake	Depleted	LC	(10,000-50,000)	Males	1%	Unknown	Unknown
<i>Delichon urbicum</i>	Northern House Martin	Declining	LC	Present	Pairs	Unknown	Unknown	Unknown
<i>Emberiza calandra</i>	Corn Bunting	Depleted	LC	Present	Pairs	Unknown	Unknown	Unknown
<i>Emberiza hortulana</i>	Ortolan Bunting	Declining	LC	Present	Pairs	Unknown	Unknown	Unknown
<i>Ficedula semitorquata</i>	Semi-collared Flycatcher	Depleted	LC	Present	Pairs	Unknown	Unknown	Unknown
<i>Lanius collurio</i>	Red-backed Shrike	Depleted	LC	Present	Pairs	Unknown	Unknown	Unknown
<i>Lanius minor</i>	Lesser Grey Shrike	Declining	LC	Present	Pairs	Unknown	Unknown	Unknown
<i>Lanius senator</i>	Woodchat Shrike	Declining	LC	Present	Pairs	Unknown	Unknown	Unknown
<i>Linaria cannabina</i>	Common Linnet	Declining	LC	Present	Pairs	Unknown	Unknown	Unknown
<i>Lullula arborea</i>	Woodlark	Depleted	LC	Present	Pairs	Unknown	Unknown	Unknown
<i>Muscicapa striata</i>	Spotted Flycatcher	Depleted	LC	Present	Pairs	Unknown	Unknown	Unknown
<i>Otus scops</i>	Eurasian Scops-owl	Depleted	LC	Present	Pairs	Unknown	Unknown	Unknown
<i>Perdix perdix</i>	Grey Partridge	Declining	LC	(2,000-10,000)	Pairs	<1%	Unknown	Unknown
<i>Regulus regulus</i>	Goldcrest	Declining	LC	Present	Pairs	Unknown	Unknown	Unknown
<i>Saxicola rubetra</i>	Whinchat	Declining	LC	Present	Pairs	Unknown	Unknown	Unknown
<i>Sitta krueperi</i>	Krueper's Nuthatch	Declining	LC	Present	Pairs	Unknown	Unknown	Unknown
<i>Tetraogallus caspius</i>	Caspian Snowcock	Rare	LC	(33)	Pairs	<1%	Unknown	Unknown
<i>Tetraogallus caucasicus</i>	Caucasian Snowcock	Rare	LC	500-3,000	Pairs	17%	Unknown	Unknown
<i>Tringa totanus</i>	Common Redshank	Declining	LC	Present	Pairs	Unknown	Unknown	Unknown

## BREEDING 53 SPECIES

Scientific name	English name	European population status	Global Red List Category	Population size	Units	European population %	Population trend since 2000	
							Direction	Magnitude %
<i>Actitis hypoleucos</i>	Common Sandpiper	Declining	LC	Present	Pairs	Unknown	Unknown	Unknown
<i>Alauda arvensis</i>	Eurasian Skylark	Declining	LC	Present	Pairs	Unknown	Unknown	Unknown
<i>Alaudala rufescens</i>	Lesser Short-toed Lark	Declining	LC	Present	Pairs	Unknown	Unknown	Unknown
<i>Alcedo atthis</i>	Common Kingfisher	VU	LC	Present	Pairs	Unknown	Unknown	Unknown
<i>Alectoris chukar</i>	Chukar	NT	LC	(667)	Pairs	<1%	Unknown	Unknown
<i>Anthus campestris</i>	Tawny Pipit	Depleted	LC	Present	Pairs	Unknown	Unknown	Unknown
<i>Anthus trivialis</i>	Tree Pipit	Declining	LC	Present	Pairs	Unknown	Unknown	Unknown
<i>Apus apus</i>	Common Swift	Declining	LC	Present	Pairs	Unknown	Unknown	Unknown
<i>Ardea purpurea</i>	Purple Heron	Declining	LC	Present	Pairs	Unknown	Unknown	Unknown
<i>Ardeola ralloides</i>	Squacco Heron	Depleted	LC	Present	Pairs	Unknown	Unknown	Unknown
<i>Asio flammeus</i>	Short-eared Owl	Depleted	LC	Present	Pairs	Unknown	Unknown	Unknown
<i>Athene noctua</i>	Little Owl	Depleted	LC	Present	Pairs	Unknown	Unknown	Unknown
<i>Aythya fuligula</i>	Tufted Duck	Declining	LC	Present	Pairs	Unknown	Unknown	Unknown
<i>Botaurus stellaris</i>	Eurasian Bittern	Depleted	LC	Present	Males	Unknown	Unknown	Unknown
<i>Bubo bubo</i>	Eurasian Eagle-owl	Depleted	LC	Present	Pairs	Unknown	Unknown	Unknown
<i>Burhinus oediconemus</i>	Eurasian Thick-knee	Depleted	LC	Present	Pairs	Unknown	Unknown	Unknown
<i>Calandrella brachydactyla</i>	Greater Short-toed Lark	Depleted	LC	Present	Pairs	Unknown	Unknown	Unknown
<i>Caprimulgus europaeus</i>	European Nightjar	Depleted	LC	Present	Males	Unknown	Unknown	Unknown
<i>Carpodacus erythrinus</i>	Common Rosefinch	Declining	LC	Present	Pairs	Unknown	Unknown	Unknown
<i>Carpodacus rubicilla</i>	Great Rosefinch	Rare	LC	Present	Pairs	Unknown	Unknown	Unknown
<i>Cercotrichas galactotes</i>	Rufous-tailed Scrub-robin	Declining	LC	Present	Pairs	Unknown	Unknown	Unknown

Scientific name	English name	European population status	Global Red List Category	Population size	Units	European population %	Population trend since 2000	
							Direction	Magnitude %
<i>Charadrius alexandrinus</i>	Kentish Plover	Declining	LC	Present	Pairs	Unknown	Unknown	Unknown
<i>Chlidonias niger</i>	Black Tern	Depleted	LC	Present	Pairs	Unknown	Unknown	Unknown
<i>Coturnix coturnix</i>	Common Quail	Depleted	LC	Present	Males	Unknown	Unknown	Unknown
<i>Falco biarmicus</i>	Lanner Falcon	EN	LC	1-3	Pairs	<1%	Stable	0
<i>Falco naumanni</i>	Lesser Kestrel	Depleted	LC	0-100	Pairs	<1%	Unknown	Unknown
<i>Falco tinnunculus</i>	Common Kestrel	Declining	LC	1,500-3,000	Pairs	<1%	Stable	0
<i>Francolinus francolinus</i>	Black Francolin	Depleted	LC	500-1,000	Pairs	5%	Unknown	Unknown
<i>Fulica atra</i>	Common Coot	NT	LC	Present	Pairs	Unknown	Unknown	Unknown
<i>Galerida cristata</i>	Crested Lark	Declining	LC	Present	Pairs	Unknown	Unknown	Unknown
<i>Hirundo rustica</i>	Barn Swallow	Declining	LC	Present	Pairs	Unknown	Unknown	Unknown
<i>Ixobrychus minutus</i>	Common Little Bittern	Depleted	LC	Present	Pairs	Unknown	Unknown	Unknown
<i>Jynx torquilla</i>	Eurasian Wryneck	Depleted	LC	Present	Pairs	Unknown	Unknown	Unknown
<i>Melanocorypha calandra</i>	Calandra Lark	Declining	LC	Present	Pairs	Unknown	Unknown	Unknown
<i>Milvus migrans</i>	Black Kite	Depleted	LC	100-500	Pairs	<1%	Unknown	Unknown
<i>Monticola saxatilis</i>	Rufous-tailed Rock-thrush	Declining	LC	Present	Pairs	Unknown	Unknown	Unknown
<i>Motacilla flava</i>	Western Yellow Wagtail	Declining	LC	Present	Pairs	Unknown	Unknown	Unknown
<i>Nycticorax nycticorax</i>	Black-crowned Night-heron	Declining	LC	Present	Pairs	Unknown	Unknown	Unknown
<i>Oenanthe oenanthe</i>	Northern Wheatear	Depleted	LC	Present	Pairs	Unknown	Unknown	Unknown
<i>Oenanthe xanthopyrna</i>	Kurdish Wheatear	Rare	LC	Present	Pairs	Unknown	Unknown	Unknown
<i>Passer domesticus</i>	House Sparrow	Declining	LC	Present	Pairs	Unknown	Unknown	Unknown
<i>Passer montanus</i>	Eurasian Tree Sparrow	Depleted	LC	Present	Pairs	Unknown	Unknown	Unknown
<i>Pelecanus onocrotalus</i>	Great White Pelican	Rare	LC	Present	Pairs	Unknown	Unknown	Unknown
<i>Phoenicurus erythrogastrus</i>	White-winged Redstart	Rare	LC	Present	Pairs	Unknown	Unknown	Unknown
<i>Phylloscopus trochilus</i>	Willow Warbler	Declining	LC	Present	Pairs	Unknown	Unknown	Unknown
<i>Pyrhocorax pyrrhocorax</i>	Red-billed Chough	Declining	LC	Present	Pairs	Unknown	Unknown	Unknown
<i>Riparia riparia</i>	Collared Sand Martin	Depleted	LC	Present	Pairs	Unknown	Unknown	Unknown
<i>Spatula querquedula</i>	Garganey	Declining	LC	Present	Pairs	Unknown	Unknown	Unknown
<i>Sternula albifrons</i>	Little Tern	Depleted	LC	Present	Pairs	Unknown	Unknown	Unknown
<i>Sturnus vulgaris</i>	Common Starling	Declining	LC	Present	Pairs	Unknown	Unknown	Unknown
<i>Tadorna ferruginea</i>	Ruddy Shelduck	Depleted	LC	Present	Pairs	Unknown	Unknown	Unknown
<i>Tyto alba</i>	Common Barn-owl	Depleted	LC	Present	Pairs	Unknown	Unknown	Unknown
<i>Zapornia pusilla</i>	Baillon's Crake	Rare	LC	Present	Males	Unknown	Unknown	Unknown

### WINTERING 12 SPECIES

Scientific name	English name	European population status	Global Red List Category	Population size	Units	European population %	Population trend since 2000	
							Direction	Magnitude %
<i>Anas acuta</i>	Northern Pintail	Declining	LC	Present	Individuals	<1%	Fluctuating	Unknown
<i>Aythya fuligula</i>	Tufted Duck	Declining	LC	<b>10,257</b>	Individuals	1%	Unknown	Unknown
<i>Aythya marila</i>	Greater Scaup	VU	LC	Present	Individuals	<1%	Unknown	Unknown
<i>Calidris alpina</i>	Dunlin	Declining	LC	Present	Individuals	<1%	Unknown	Unknown
<i>Circus cyaneus</i>	Hen Harrier	NT	LC	Present	Individuals	<1%	Unknown	Unknown
<i>Fulica atra</i>	Common Coot	NT	LC	<b>981</b>	Individuals	<1%	Unknown	Unknown
<i>Gallinago gallinago</i>	Common Snipe	Declining	LC	Present	Individuals	<1%	Unknown	Unknown
<i>Gavia arctica</i>	Arctic Loon	Declining	LC	<b>4</b>	Individuals	<1%	Unknown	Unknown
<i>Gavia stellata</i>	Red-throated Loon	Depleted	LC	Present	Individuals	<1%	Unknown	Unknown
<i>Hydrocoloeus minutus</i>	Little Gull	NT	LC	Present	Individuals	<1%	Unknown	Unknown
<i>Mergellus albellus</i>	Smew	Depleted	LC	<b>681</b>	Individuals	2%	Unknown	Unknown
<i>Mergus serrator</i>	Red-breasted Merganser	NT	LC	Present	Individuals	<1%	Unknown	Unknown

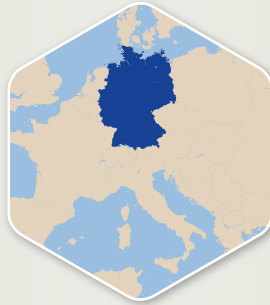
CAUCASIAN GROUSE  
*Lyrurus mlokosiewiczii*



© Public domain

## GERMANY

Covering **357,380 km<sup>2</sup>** (3.2% of Europe), Germany has breeding populations of 246 species, of which 85 (35%) are SPECs, and supports at least 60 species of wintering waterbirds. It is Europe's most important country for the breeding population of Red Kite *Milvus milvus* (globally Near Threatened), hosting 12,000-18,000 pairs (50% of the European population). It is also very important for Eurasian Oystercatcher *Haematopus ostralegus* (globally Near Threatened) during the breeding season and in winter, when over



200,000 individuals congregate. Germany holds more than 10% of the European wintering populations of at least 14 species, including Vulnerable seaducks such as Long-tailed Duck *Clangula hyemalis* and Common Eider *Somateria mollissima*, and significant breeding or wintering populations of ten wader species of European conservation concern, including Black-tailed Godwit *Limosa limosa*, Eurasian Curlew *Numenius arquata* and Northern Lapwing *Vanellus vanellus* (all globally Near Threatened).

[HTTP://DATAZONE.BIRDLIFE.ORG/INFO/EUOREDLIST](http://datazone.birdlife.org/info/euroredlist)

### SPEC

## SPECIES OF GLOBAL CONSERVATION CONCERN

1

### BREEDING 14 SPECIES

Scientific name	English name	European population status	Global Red List Category	Population size	Units	European population %	Population trend since 2000	
							Direction	Magnitude %
<i>Acrocephalus paludicola</i>	Aquatic Warbler	VU	VU	0-10	Males	<1%	Decrease	46-88
<i>Alca torda</i>	Razorbill	NT	NT	32	Individuals	<1%	Increase	11-40
<i>Anthus pratensis</i>	Meadow Pipit	NT	NT	40,000-64,000	Pairs	<1%	Decrease	63-76
<i>Aythya ferina</i>	Common Pochard	VU	VU	4,000-5,500	Pairs	2%	Decrease	31-100
<i>Aythya nyroca</i>	Ferruginous Duck	Depleted	NT	2-9	Pairs	<1%	Stable	0
<i>Haematopus ostralegus</i>	Eurasian Oystercatcher	VU	NT	25,000-33,000	Pairs	9%	Stable	0
<i>Limosa limosa</i>	Black-tailed Godwit	VU	NT	3,900-4,400	Pairs	3%	Decrease	31-100
<i>Milvus milvus</i>	Red Kite	NT	NT	12,000-18,000	Pairs	51%	Decrease	7-20
<i>Numenius arquata</i>	Eurasian Curlew	VU	NT	3,700-5,000	Pairs	2%	Stable	0
<i>Otis tarda</i>	Great Bustard	Declining	VU	43	Males	<1%	Increase	60-178
<i>Podiceps auritus</i>	Horned Grebe	NT	VU	0	Pairs	0%	n/a	Unknown
<i>Somateria mollissima</i>	Common Eider	VU	NT	1,000-1,400	Pairs	<1%	Increase	11-40
<i>Streptopelia turtur</i>	European Turtle-dove	VU	VU	25,000-45,000	Pairs	<1%	Decrease	38-58
<i>Vanellus vanellus</i>	Northern Lapwing	VU	NT	63,000-100,000	Pairs	4%	Decrease	48-62

### WINTERING 11 SPECIES

Scientific name	English name	European population status	Global Red List Category	Population size	Units	European population %	Population trend since 2000	
							Direction	Magnitude %
<i>Anser erythropus</i>	Lesser White-fronted Goose	EN	VU	10-20	Individuals	<1%	Stable	0
<i>Aythya ferina</i>	Common Pochard	VU	VU	90,000	Individuals	13%	Fluctuating	0
<i>Calidris canutus</i>	Red Knot	Secure	NT	37,000	Individuals	7%	Increase	8-309
<i>Clangula hyemalis</i>	Long-tailed Duck	VU	VU	350,000	Individuals	17%	Decrease	11-100
<i>Haematopus ostralegus</i>	Eurasian Oystercatcher	VU	NT	205,000	Individuals	24%	Decrease	28-43
<i>Limosa lapponica</i>	Bar-tailed Godwit	Secure	NT	5,000	Individuals	4%	Decrease	18-88
<i>Melanitta fusca</i>	Velvet Scoter	VU	VU	39,000	Individuals	10%	Fluctuating	0
<i>Numenius arquata</i>	Eurasian Curlew	VU	NT	100,000	Individuals	19%	Fluctuating	0
<i>Podiceps auritus</i>	Horned Grebe	NT	VU	1,100	Individuals	27%	Increase	11-100
<i>Somateria mollissima</i>	Common Eider	VU	NT	320,000	Individuals	10%	Decrease	11-100
<i>Vanellus vanellus</i>	Northern Lapwing	VU	NT	(20,001-50,000)	Individuals	1%	Unknown	Unknown

SPECIES OF EUROPEAN CONSERVATION CONCERN  
CONCENTRATED IN EUROPE

## BREEDING 18 SPECIES

Scientific name	English name	European population status	Global Red List Category	Population size	Units	European population %	Population trend since 2000	
							Direction	Magnitude %
<i>Calidris pugnax</i>	Ruff	Declining	LC	24-26	Males	<1%	Decrease	92-99
<i>Coracias garrulus</i>	European Roller	Declining	LC	0	Pairs	0%	Unknown	Unknown
<i>Crex crex</i>	Corncrake	Depleted	LC	2,300-4,100	Males	<1%	Fluctuating	0
<i>Delichon urbicum</i>	Northern House Martin	Declining	LC	480,000-900,000	Pairs	4%	Decrease	2-21
<i>Emberiza calandra</i>	Corn Bunting	Depleted	LC	25,000-44,000	Pairs	<1%	Increase	21-82
<i>Emberiza citrinella</i>	Yellowhammer	Declining	LC	1,550,000-2,900,000	Pairs	9%	Decrease	17-25
<i>Emberiza hortulana</i>	Ortolan Bunting	Declining	LC	10,500-16,000	Pairs	<1%	Increase	11-40
<i>Lanius collurio</i>	Red-backed Shrike	Depleted	LC	91,000-160,000	Pairs	1%	Decrease	10-25
<i>Lanius senator</i>	Woodchat Shrike	Declining	LC	1-4	Pairs	<1%	Decrease	52-97
<i>Larus argentatus</i>	European Herring Gull	Declining	LC	29,000-36,000	Pairs	4%	Decrease	31-100
<i>Linaria cannabina</i>	Common Linnet	Declining	LC	125,000-235,000	Pairs	<1%	Decrease	40-53
<i>Lullula arborea</i>	Woodlark	Depleted	LC	32,000-55,000	Pairs	2%	Increase	32-91
<i>Muscicapa striata</i>	Spotted Flycatcher	Depleted	LC	180,000-295,000	Pairs	1%	Decrease	22-42
<i>Perdix perdix</i>	Grey Partridge	Declining	LC	37,000-64,000	Pairs	3%	Decrease	4-78
<i>Regulus regulus</i>	Goldcrest	Declining	LC	950,000-1,650,000	Pairs	5%	Decrease	40-53
<i>Saxicola rubetra</i>	Whinchat	Declining	LC	29,000-52,000	Pairs	<1%	Decrease	6-44
<i>Serinus serinus</i>	European Serin	Declining	LC	110,000-220,000	Pairs	<1%	Decrease	40-54
<i>Tringa totanus</i>	Common Redshank	Declining	LC	11,000-17,500	Pairs	3%	Stable	0

## WINTERING 1 SPECIES

Scientific name	English name	European population status	Global Red List Category	Population size	Units	European population %	Population trend since 2000	
							Direction	Magnitude %
<i>Tringa totanus</i>	Common Redshank	Declining	LC	5,500	Individuals	3%	Increase	14-289

SPECIES OF EUROPEAN CONSERVATION CONCERN  
NOT CONCENTRATED IN EUROPE

## BREEDING 53 SPECIES

Scientific name	English name	European population status	Global Red List Category	Population size	Units	European population %	Population trend since 2000	
							Direction	Magnitude %
<i>Actitis hypoleucos</i>	Common Sandpiper	Declining	LC	300-420	Pairs	<1%	Increase	11-40
<i>Alauda arvensis</i>	Eurasian Skylark	Declining	LC	1,200,000-2,050,000	Pairs	3%	Decrease	29-34
<i>Alcedo atthis</i>	Common Kingfisher	VU	LC	9,000-14,500	Pairs	9%	Stable	0
<i>Anas acuta</i>	Northern Pintail	Declining	LC	30-40	Pairs	<1%	Decrease	31-100
<i>Anthus campestris</i>	Tawny Pipit	Depleted	LC	1,000-1,600	Pairs	<1%	Decrease	31-100
<i>Anthus trivialis</i>	Tree Pipit	Declining	LC	275,000-405,000	Pairs	1%	Decrease	34-44
<i>Apus apus</i>	Common Swift	Declining	LC	215,000-395,000	Pairs	1%	Decrease	23-38
<i>Ardea purpurea</i>	Purple Heron	Declining	LC	40-50	Pairs	<1%	Increase	41-100
<i>Asio flammeus</i>	Short-eared Owl	Depleted	LC	50-180	Pairs	<1%	Fluctuating	0
<i>Athene noctua</i>	Little Owl	Depleted	LC	7,500-9,000	Pairs	<1%	Increase	60-106
<i>Aythya fuligula</i>	Tufted Duck	Declining	LC	20,000-30,000	Pairs	4%	Increase	11-40
<i>Aythya marila</i>	Greater Scaup	VU	LC	0-1	Pairs	<1%	Stable	0

Scientific name	English name	European population status	Global Red List Category	Population size	Units	European population %	Population trend since 2000	
							Direction	Magnitude %
<i>Botaurus stellaris</i>	Eurasian Bittern	Depleted	LC	950-1,100	Males	2%	Increase	29-76
<i>Bubo bubo</i>	Eurasian Eagle-owl	Depleted	LC	2,100-2,500	Pairs	10%	Increase	44-98
<i>Calidris alpina</i>	Dunlin	Declining	LC	7-16	Pairs	<1%	Decrease	64-87
<i>Caprimulgus europaeus</i>	European Nightjar	Depleted	LC	6,500-8,500	Males	<1%	Stable	0
<i>Carpodacus erythrinus</i>	Common Rosefinch	Declining	LC	600-950	Pairs	<1%	Decrease	31-100
<i>Charadrius alexandrinus</i>	Kentish Plover	Declining	LC	207	Pairs	<1%	Decrease	23-65
<i>Chlidonias niger</i>	Black Tern	Depleted	LC	900-1,100	Pairs	<1%	Stable	0
<i>Circus cyaneus</i>	Hen Harrier	NT	LC	40-60	Females	<1%	Decrease	23-56
<i>Coturnix coturnix</i>	Common Quail	Depleted	LC	26,000-49,000	Males	<1%	Fluctuating	0
<i>Falco tinnunculus</i>	Common Kestrel	Declining	LC	44,000-74,000	Pairs	11%	Fluctuating	0
<i>Fulica atra</i>	Common Coot	NT	LC	66,000-115,000	Pairs	7%	Fluctuating	0
<i>Fulmarus glacialis</i>	Northern Fulmar	EN	LC	107	Pairs	<1%	Fluctuating	0
<i>Galerida cristata</i>	Crested Lark	Declining	LC	3,700-6,000	Pairs	<1%	Decrease	31-100
<i>Gallinago gallinago</i>	Common Snipe	Declining	LC	5,500-8,500	Pairs	<1%	Decrease	31-100
<i>Gelochelidon nilotica</i>	Common Gull-billed Tern	Depleted	LC	41-44	Pairs	<1%	Fluctuating	0
<i>Hirundo rustica</i>	Barn Swallow	Declining	LC	455,000-870,000	Pairs	2%	Decrease	5-17
<i>Hydrocoloeus minutus</i>	Little Gull	NT	LC	0-2	Pairs	<1%	Stable	0
<i>Ixobrychus minutus</i>	Common Little Bittern	Depleted	LC	220-290	Pairs	<1%	Increase	77-183
<i>Jynx torquilla</i>	Eurasian Wryneck	Depleted	LC	8,500-15,500	Pairs	1%	Decrease	31-100
<i>Lagopus muta</i>	Rock Ptarmigan	NT	LC	150-250	Pairs	<1%	Stable	0
<i>Lanius excubitor</i>	Great Grey Shrike	Depleted	LC	2,100-3,200	Pairs	2%	Increase	11-40
<i>Lyrurus tetrix</i>	Black Grouse	Depleted	LC	850-1,400	Males	<1%	Stable	0
<i>Mergus serrator</i>	Red-breasted Merganser	NT	LC	370-410	Pairs	<1%	Fluctuating	0
<i>Milvus migrans</i>	Black Kite	Depleted	LC	6,000-9,000	Pairs	8%	Increase	1-26
<i>Monticola saxatilis</i>	Rufous-tailed Rock-thrush	Declining	LC	2-5	Pairs	<1%	Increase	41-100
<i>Motacilla flava</i>	Western Yellow Wagtail	Declining	LC	98,000-185,000	Pairs	1%	Decrease	2-54
<i>Nycticorax nycticorax</i>	Black-crowned Night-heron	Declining	LC	18-22	Pairs	<1%	Stable	0
<i>Oenanthe oenanthe</i>	Northern Wheatear	Depleted	LC	4,200-6,500	Pairs	<1%	Decrease	11-30
<i>Passer domesticus</i>	House Sparrow	Declining	LC	3,350,000-5,200,000	Pairs	3%	Decrease	17-27
<i>Passer montanus</i>	Eurasian Tree Sparrow	Depleted	LC	950,000-1,750,000	Pairs	4%	Decrease	24-38
<i>Phylloscopus trochilus</i>	Willow Warbler	Declining	LC	900,000-1,600,000	Pairs	2%	Decrease	28-35
<i>Poecile montanus</i>	Willow Tit	Declining	LC	76,000-140,000	Pairs	<1%	Decrease	10-30
<i>Riparia riparia</i>	Collared Sand Martin	Depleted	LC	105,000-165,000	Pairs	2%	Decrease	11-30
<i>Rissa tridactyla</i>	Black-legged Kittiwake	VU	LC	7,083	Pairs	<1%	Decrease	8-12
<i>Spatula querquedula</i>	Garganey	Declining	LC	1,400-1,900	Pairs	<1%	Stable	0
<i>Sternula albifrons</i>	Little Tern	Depleted	LC	600-650	Pairs	1%	Decrease	11-45
<i>Sturnus vulgaris</i>	Common Starling	Declining	LC	2,800,000-4,500,000	Pairs	9%	Decrease	38-46
<i>Tringa glareola</i>	Wood Sandpiper	Depleted	LC	0-1	Pairs	<1%	Stable	0
<i>Tyto alba</i>	Common Barn-owl	Depleted	LC	16,500-29,000	Pairs	14%	Fluctuating	0
<i>Uria aalge</i>	Common Murre	NT	LC	4,448	Individuals	<1%	Stable	0
<i>Zapornia pusilla</i>	Baillon's Crake	Rare	LC	3-15	Males	<1%	Increase	41-100



EURASIAN OYSTERCATCHER *Haematopus ostralegus* © KEVIN MURPHY

## WINTERING 12 SPECIES

Scientific name	English name	European population status	Global Red List Category	Population size	Units	European population %	Population trend since 2000	
							Direction	Magnitude %
<i>Anas acuta</i>	Northern Pintail	Declining	LC	8,000	Individuals	6%	Increase	61-160
<i>Aythya fuligula</i>	Tufted Duck	Declining	LC	325,000	Individuals	23%	Decrease	8-32
<i>Aythya marila</i>	Greater Scaup	VU	LC	70,000	Individuals	36%	Fluctuating	0
<i>Calidris alpina</i>	Dunlin	Declining	LC	120,000	Individuals	9%	Fluctuating	0
<i>Cygnus columbianus</i>	Tundra Swan	EN	LC	2,000	Individuals	9%	Increase	11-100
<i>Fulica atra</i>	Common Coot	NT	LC	450,000	Individuals	13%	Decrease	11-38
<i>Gallinago gallinago</i>	Common Snipe	Declining	LC	(1,001-3,000)	Individuals	<1%	Unknown	Unknown
<i>Gavia arctica</i>	Arctic Loon	Declining	LC	2,700	Individuals	23%	Fluctuating	0
<i>Gavia stellata</i>	Red-throated Loon	Depleted	LC	6,800	Individuals	16%	Fluctuating	0
<i>Hydrocoloeus minutus</i>	Little Gull	NT	LC	1,300	Individuals	20%	Unknown	Unknown
<i>Mergellus albellus</i>	Smew	Depleted	LC	11,000	Individuals	26%	Fluctuating	0
<i>Mergus serrator</i>	Red-breasted Merganser	NT	LC	8,500	Individuals	8%	Fluctuating	0



RED KITE *Milvus milvus* © JOHN CAREY

## GIBRALTAR UNITED KINGDOM

Gibraltar covers a land area of only **10 km<sup>2</sup>**, but is situated at one of the most important migration bottlenecks for birds in Europe. 33 species regularly breed within this tiny area, of which 13 (almost 40%) are SPECs. For its extremely small size, Gibraltar has an impressive breeding population of Common



Swift *Apus apus* (2,000 pairs), significant numbers of House Sparrow *Passer domesticus* (250-500 pairs), and about a dozen pairs of Common Kestrel *Falco tinnunculus*, Lesser Kestrel *Falco naumanni*, and Little Owl *Athene noctua*, as well as the only Barbary Partridges *Alectoris barbara* in mainland Europe.

[HTTP://DATAZONE.BIRDLIFE.ORG/INFO/EUOREDLIST](http://datazone.birdlife.org/info/euroredlist)

### SPEC

## SPECIES OF EUROPEAN CONSERVATION CONCERN CONCENTRATED IN EUROPE

2

### BREEDING 4 SPECIES

Scientific name	English name	European population status	Global Red List Category	Population size	Units	European population %	Population trend since 2000	
							Direction	Magnitude %
<i>Delichon urbicum</i>	Northern House Martin	Declining	LC	5-10	Pairs	<1%	Stable	0
<i>Muscicapa striata</i>	Spotted Flycatcher	Depleted	LC	0-2	Pairs	<1%	Increase	100
<i>Phalacrocorax aristotelis</i>	European Shag	Declining	LC	6-10	Pairs	<1%	Stable	0
<i>Serinus serinus</i>	European Serin	Declining	LC	2-10	Pairs	<1%	Fluctuating	66

### SPEC

## SPECIES OF EUROPEAN CONSERVATION CONCERN NOT CONCENTRATED IN EUROPE

3

### BREEDING 9 SPECIES

Scientific name	English name	European population status	Global Red List Category	Population size	Units	European population %	Population trend since 2000	
							Direction	Magnitude %
<i>Alectoris barbara</i>	Barbary Partridge	Depleted	LC	15-25	Pairs	<1%	Decrease	20-50
<i>Apus apus</i>	Common Swift	Declining	LC	2,000	Pairs	<1%	Stable	0
<i>Athene noctua</i>	Little Owl	Depleted	LC	8-12	Pairs	<1%	Stable	0
<i>Bubo bubo</i>	Eurasian Eagle-owl	Depleted	LC	1	Pairs	<1%	Stable	0
<i>Charadrius alexandrinus</i>	Kentish Plover	Declining	LC	0	Pairs	0%	Stable	0
<i>Falco naumanni</i>	Lesser Kestrel	Depleted	LC	13-21	Pairs	<1%	Fluctuating	51-65
<i>Falco tinnunculus</i>	Common Kestrel	Declining	LC	8-11	Pairs	<1%	Stable	0
<i>Passer domesticus</i>	House Sparrow	Declining	LC	250-500	Pairs	<1%	Increase	25-100
<i>Tyto alba</i>	Common Barn-owl	Depleted	LC	0	Pairs	0%	Unknown	Unknown



SPOTTED FLYCATCHER *Muscicapa striata* © CLIVE TIMMONS

## GREECE



Greece occupies **131,960 km<sup>2</sup>** (around 1% of Europe) and holds 251 regularly occurring breeding species, of which 86 (34%) are SPECs, and at least 17 wintering waterbird species. The country is exceptionally important for the globally Vulnerable Dalmatian Pelican *Pelecanus crispus*, with approximately 40% of the European population present year round. Greece is the second most important country in Europe, after Italy, for its breeding populations of Yelkouan

Shearwater *Puffinus yelkouan* (globally Vulnerable) and Rock Partridge *Alectoris graeca* (globally Near Threatened). It holds almost 30% of the European population of Levant Sparrowhawk *Accipiter brevipes* (Rare in Europe). There are also significant numbers of wintering waterbirds such as Kentish Plover *Charadrius alexandrinus*, Ferruginous Duck *Athya nyroca* and Common Pochard *Athya ferina* (Vulnerable both in Europe and globally).

[HTTP://DATAZONE.BIRDLIFE.ORG/INFO/EUOREDLIST](http://datazone.birdlife.org/info/euroredlist)

### SPEC

## SPECIES OF GLOBAL CONSERVATION CONCERN

1

### BREEDING 13 SPECIES

Scientific name	English name	European population status	Global Red List Category	Population size	Units	European population %	Population trend since 2000	
							Direction	Magnitude %
<i>Aegypius monachus</i>	Cinereous Vulture	Rare	NT	<b>28</b>	Pairs	1%	<b>Increase</b>	<b>47</b>
<i>Alectoris graeca</i>	Rock Partridge	NT	NT	(7,000-13,000)	Pairs	17%	(Decrease)	(30-50)
<i>Aquila heliaca</i>	Eastern Imperial Eagle	Rare	VU	(0-1)	Pairs	<1%	Unknown	Unknown
<i>Aythya ferina</i>	Common Pochard	VU	VU	30-80	Pairs	<1%	(Increase)	(5-30)
<i>Aythya nyroca</i>	Ferruginous Duck	Depleted	NT	130-250	Pairs	<1%	Stable	0
<i>Emberiza cineracea</i>	Cinereous Bunting	VU	NT	<b>105-205</b>	Pairs	3%	<b>Stable</b>	<b>0</b>
<i>Gypaetus barbatus</i>	Bearded Vulture	VU	NT	<b>6-7</b>	Pairs	<1%	<b>Stable</b>	<b>0</b>
<i>Haematopus ostralegus</i>	Eurasian Oystercatcher	VU	NT	60-100	Pairs	<1%	Stable	0
<i>Neophron percnopterus</i>	Egyptian Vulture	EN	EN	<b>12</b>	Pairs	<1%	Decrease	60-76
<i>Pelecanus crispus</i>	Dalmatian Pelican	Rare	VU	<b>1,315-1,476</b>	Pairs	43%	<b>Increase</b>	<b>130-200</b>
<i>Puffinus yelkouan</i>	Yelkouan Shearwater	VU	VU	<b>4,000-7,000</b>	Pairs	22%	(Stable)	(0)
<i>Streptopelia turtur</i>	European Turtle-dove	VU	VU	30,000-80,000	Pairs	1%	Decrease	5-15
<i>Vanellus vanellus</i>	Northern Lapwing	VU	NT	50-100	Pairs	<1%	Stable	0

### WINTERING 9 SPECIES

Scientific name	English name	European population status	Global Red List Category	Population size	Units	European population %	Population trend since 2000	
							Direction	Magnitude %
<i>Anser erythropus</i>	Lesser White-fronted Goose	EN	VU	<b>35-75</b>	Individuals	1%	<b>Stable</b>	<b>0</b>
<i>Aythya ferina</i>	Common Pochard	VU	VU	<b>18,000-32,512</b>	Individuals	3%	<b>Decrease</b>	<b>46</b>
<i>Aythya nyroca</i>	Ferruginous Duck	Depleted	NT	<b>86-665</b>	Individuals	7%	Stable	0
<i>Branta ruficollis</i>	Red-breasted Goose	VU	VU	<b>2-202</b>	Individuals	<1%	Unknown	Unknown
<i>Haematopus ostralegus</i>	Eurasian Oystercatcher	VU	NT	<b>100-381</b>	Individuals	<1%	Stable	0
<i>Numenius arquata</i>	Eurasian Curlew	VU	NT	<b>1,092-2,439</b>	Individuals	<1%	<b>Decrease</b>	<b>44</b>
<i>Numenius tenuirostris</i>	Slender-billed Curlew	CR (PE)	CR	(0)	Individuals	0%	Unknown	Unknown
<i>Oxyura leucocephala</i>	White-headed Duck	EN	EN	<b>1-102</b>	Individuals	<1%	Fluctuating	0
<i>Pelecanus crispus</i>	Dalmatian Pelican	Rare	VU	<b>1,702-2,725</b>	Individuals	38%	<b>Stable</b>	<b>0</b>



## BREEDING 24 SPECIES

Scientific name	English name	European population status	Global Red List Category	Population size	Units	European population %	Population trend since 2000	
							Direction	Magnitude %
<i>Accipiter brevipes</i>	Levant Sparrowhawk	Rare	LC	(1,000-2,000)	Pairs	29%	Unknown	Unknown
<i>Coracias garrulus</i>	European Roller	Declining	LC	(300-500)	Pairs	<1%	Unknown	Unknown
<i>Crex crex</i>	Corncrake	Depleted	LC	3-10	Males	<1%	Unknown	Unknown
<i>Delichon urbicum</i>	Northern House Martin	Declining	LC	200,000-500,000	Pairs	2%	Unknown	Unknown
<i>Emberiza calandra</i>	Corn Bunting	Depleted	LC	<b>380,000-500,000</b>	Pairs	2%	Stable	0
<i>Emberiza citrinella</i>	Yellowhammer	Declining	LC	(2,000-5,000)	Pairs	<1%	(Decrease)	(5-30)
<i>Emberiza hortulana</i>	Oortolan Bunting	Declining	LC	(20,000-50,000)	Pairs	<1%	Stable	0
<i>Ficedula semitorquata</i>	Semi-collared Flycatcher	Depleted	LC	(1,000-3,000)	Pairs	4%	Unknown	Unknown
<i>Lanius collurio</i>	Red-backed Shrike	Depleted	LC	40,000-60,000	Pairs	<1%	Decrease	5-30
<i>Lanius minor</i>	Lesser Grey Shrike	Declining	LC	(6,000-8,000)	Pairs	1%	Unknown	Unknown
<i>Lanius nubicus</i>	Masked Shrike	Declining	LC	(500-2,000)	Pairs	2%	Unknown	Unknown
<i>Lanius senator</i>	Woodchat Shrike	Declining	LC	60,000-70,000	Pairs	3%	Stable	0
<i>Linaria cannabina</i>	Common Linnet	Declining	LC	(250,000-680,000)	Pairs	2%	Unknown	Unknown
<i>Lullula arborea</i>	Woodlark	Depleted	LC	(5,000-20,000)	Pairs	<1%	Unknown	Unknown
<i>Muscicapa striata</i>	Spotted Flycatcher	Depleted	LC	130,000-170,000	Pairs	<1%	<b>Decrease</b>	<b>62</b>
<i>Otus scops</i>	Eurasian Scops-owl	Depleted	LC	(5,000-20,000)	Pairs	3%	Unknown	Unknown
<i>Passer italiae</i>	Italian Sparrow	VU	LC	100,000-300,000	Pairs	6%	Stable	0
<i>Perdix perdix</i>	Grey Partridge	Declining	LC	(2,500-4,000)	Pairs	<1%	Unknown	Unknown
<i>Phalacrocorax aristotelis</i>	European Shag	Declining	LC	<b>1,300-1,450</b>	Pairs	2%	Stable	0
<i>Regulus regulus</i>	Goldcrest	Declining	LC	(1,000-5,000)	Pairs	<1%	Unknown	Unknown
<i>Saxicola rubetra</i>	Whinchat	Declining	LC	(500-1,000)	Pairs	<1%	Unknown	Unknown
<i>Serinus serinus</i>	European Serin	Declining	LC	(80,000-110,000)	Pairs	<1%	Stable	0
<i>Sitta krueperi</i>	Krueper's Nuthatch	Declining	LC	<b>550-680</b>	Pairs	<1%	<b>Stable</b>	<b>0</b>
<i>Tringa totanus</i>	Common Redshank	Declining	LC	(400-800)	Pairs	<1%	(Stable)	(0)

KENTISH PLOVER *Charadrius alexandrinus* © DANIELE OCCHIATO/AGAMI

## WINTERING 1 SPECIES

Scientific name	English name	European population status	Global Red List Category	Population size	Units	European population %	Population trend since 2000	
							Direction	Magnitude %
<i>Tringa totanus</i>	Common Redshank	Declining	LC	<b>1,198-4,516</b>	Individuals	1%	<b>Stable</b>	<b>0</b>

### SPEC

## SPECIES OF EUROPEAN CONSERVATION CONCERN NOT CONCENTRATED IN EUROPE

### 3

## BREEDING 49 SPECIES

Scientific name	English name	European population status	Global Red List Category	Population size	Units	European population %	Population trend since 2000	
							Direction	Magnitude %
<i>Actitis hypoleucos</i>	Common Sandpiper	Declining	LC	(50-100)	Pairs	<1%	(Stable)	(0)
<i>Alauda arvensis</i>	Eurasian Skylark	Declining	LC	50,000-150,000	Pairs	<1%	Unknown	Unknown
<i>Alcedo atthis</i>	Common Kingfisher	VU	LC	(500-1,000)	Pairs	<1%	Unknown	Unknown
<i>Alectoris chukar</i>	Chukar	NT	LC	(10,000-20,000)	Pairs	2%	Unknown	Unknown
<i>Anthus campestris</i>	Tawny Pipit	Depleted	LC	(5,000-20,000)	Pairs	<1%	Stable	0
<i>Anthus trivialis</i>	Tree Pipit	Declining	LC	(400-800)	Pairs	<1%	Unknown	Unknown
<i>Apus apus</i>	Common Swift	Declining	LC	(50,000-70,000)	Pairs	<1%	Unknown	Unknown
<i>Aquila fasciata</i>	Bonelli's Eagle	NT	LC	<b>100-140</b>	Pairs	10%	Stable	0
<i>Ardea purpurea</i>	Purple Heron	Declining	LC	<b>45</b>	Pairs	<1%	<b>Stable</b>	<b>0</b>
<i>Ardeola ralloides</i>	Squacco Heron	Depleted	LC	<b>562</b>	Pairs	3%	<b>Stable</b>	<b>0</b>
<i>Asio flammeus</i>	Short-eared Owl	Depleted	LC	(0-10)	Pairs	<1%	Unknown	Unknown
<i>Athene noctua</i>	Little Owl	Depleted	LC	(5,000-15,000)	Pairs	1%	Unknown	Unknown
<i>Botaurus stellaris</i>	Eurasian Bittern	Depleted	LC	(5-15)	Males	<1%	(Stable)	(0)
<i>Bubo bubo</i>	Eurasian Eagle-owl	Depleted	LC	(1,000-2,000)	Pairs	6%	Unknown	Unknown
<i>Burhinus oedipnemos</i>	Eurasian Thick-knee	Depleted	LC	<b>650-700</b>	Pairs	<1%	Increase	20-40
<i>Calandrella brachydactyla</i>	Greater Short-toed Lark	Depleted	LC	(90,000-130,000)	Pairs	2%	Unknown	Unknown
<i>Caprimulgus europaeus</i>	European Nightjar	Depleted	LC	(10,000-30,000)	Males	2%	Unknown	Unknown
<i>Cercotrichas galactotes</i>	Rufous-tailed Scrub-robin	Declining	LC	(1,000-3,000)	Pairs	<1%	Unknown	Unknown
<i>Charadrius alexandrinus</i>	Kentish Plover	Declining	LC	1,000-2,000	Pairs	5%	Stable	0
<i>Chlidonias niger</i>	Black Tern	Depleted	LC	20	Pairs	<1%	Decrease	60-90
<i>Coturnix coturnix</i>	Common Quail	Depleted	LC	(2,000-5,000)	Males	<1%	Unknown	Unknown
<i>Falco biarmicus</i>	Lanner Falcon	EN	LC	45-75	Pairs	10%	Stable	0
<i>Falco naumanni</i>	Lesser Kestrel	Depleted	LC	<b>5,400-7,100</b>	Pairs	18%	Unknown	Unknown
<i>Falco tinnunculus</i>	Common Kestrel	Declining	LC	8,000-12,000	Pairs	2%	Stable	0
<i>Fulica atra</i>	Common Coot	NT	LC	(2,000-5,000)	Pairs	<1%	(Stable)	(0)
<i>Galerida cristata</i>	Crested Lark	Declining	LC	<b>360,000-450,000</b>	Pairs	2%	Stable	0
<i>Gelochelidon nilotica</i>	Common Gull-billed Tern	Depleted	LC	<b>180-280</b>	Pairs	1%	<b>Stable</b>	<b>0</b>
<i>Glareola pratincola</i>	Collared Pratincole	Declining	LC	<b>500-800</b>	Pairs	6%	Decrease	15-50
<i>Hirundo rustica</i>	Barn Swallow	Declining	LC	350,000-500,000	Pairs	1%	Stable	0
<i>Ixobrychus minutus</i>	Common Little Bittern	Depleted	LC	(600-700)	Pairs	<1%	(Stable)	(0)
<i>Jynx torquilla</i>	Eurasian Wryneck	Depleted	LC	(300-500)	Pairs	<1%	Unknown	Unknown
<i>Melanocorypha calandra</i>	Calandra Lark	Declining	LC	40,000-60,000	Pairs	<1%	<b>Decrease</b>	<b>86</b>
<i>Milvus migrans</i>	Black Kite	Depleted	LC	25-50	Pairs	<1%	(Decrease)	(5-30)
<i>Monticola saxatilis</i>	Rufous-tailed Rock-thrush	Declining	LC	(10,000-15,000)	Pairs	8%	Unknown	Unknown
<i>Motacilla flava</i>	Western Yellow Wagtail	Declining	LC	(70,000-110,000)	Pairs	<1%	Stable	0
<i>Nycticorax nycticorax</i>	Black-crowned Night-heron	Declining	LC	<b>1,325</b>	Pairs	2%	<b>Stable</b>	<b>0</b>
<i>Oenanthe oenanthe</i>	Northern Wheatear	Depleted	LC	(220,000-320,000)	Pairs	3%	Unknown	Unknown
<i>Passer domesticus</i>	House Sparrow	Declining	LC	<b>2,510,000-3,240,000</b>	Pairs	2%	Stable	0
<i>Passer montanus</i>	Eurasian Tree Sparrow	Depleted	LC	(220,000-370,000)	Pairs	<1%	(Decrease)	(5-30)
<i>Pelecanus onocrotalus</i>	Great White Pelican	Rare	LC	<b>302-345</b>	Pairs	6%	<b>Increase</b>	<b>200-600</b>
<i>Poecile montanus</i>	Willow Tit	Declining	LC	(200-1,000)	Pairs	<1%	Unknown	Unknown
<i>Pyrhonorax pyrrhonorax</i>	Red-billed Chough	Declining	LC	1,100-1,800	Pairs	2%	Decrease	5-30
<i>Riparia riparia</i>	Collared Sand Martin	Depleted	LC	(10,000-20,000)	Pairs	<1%	Unknown	Unknown

Scientific name	English name	European population status	Global Red List Category	Population size	Units	European population %	Population trend since 2000	
							Direction	Magnitude %
<i>Spatula querquedula</i>	Garganey	Declining	LC	(3-10)	Pairs	<1%	(Decrease)	(5-30)
<i>Sternula albifrons</i>	Little Tern	Depleted	LC	1,500-2,000	Pairs	4%	Stable	0
<i>Sturnus vulgaris</i>	Common Starling	Declining	LC	200,000-390,000	Pairs	<1%	<b>Increase</b>	<b>156</b>
<i>Tadorna ferruginea</i>	Ruddy Shelduck	Depleted	LC	<b>60-80</b>	Pairs	<1%	(Increase)	(50-100)
<i>Tyto alba</i>	Common Barn-owl	Depleted	LC	(3,000-6,000)	Pairs	3%	Unknown	Unknown
<i>Vanellus spinosus</i>	Spur-winged Lapwing	Rare	LC	30-60	Pairs	3%	Stable	0

#### WINTERING 7 SPECIES

Scientific name	English name	European population status	Global Red List Category	Population size	Units	European population %	Population trend since 2000	
							Direction	Magnitude %
<i>Anas acuta</i>	Northern Pintail	Declining	LC	<b>3,169-11,419</b>	Individuals	4%	<b>Decrease</b>	<b>65</b>
<i>Aythya fuligula</i>	Tufted Duck	Declining	LC	<b>491-5,982</b>	Individuals	<1%	<b>Decrease</b>	<b>60</b>
<i>Charadrius alexandrinus</i>	Kentish Plover	Declining	LC	<b>815-8,534</b>	Individuals	16%	Stable	0
<i>Cygnus columbianus</i>	Tundra Swan	EN	LC	<b>17-1,000</b>	Individuals	1%	<b>Increase</b>	<b>1,750</b>
<i>Fulica atra</i>	Common Coot	NT	LC	<b>111,981-212,671</b>	Individuals	4%	<b>Increase</b>	<b>25</b>
<i>Mergellus albellus</i>	Smew	Depleted	LC	<b>10-144</b>	Individuals	<1%	Stable	0
<i>Mergus serrator</i>	Red-breasted Merganser	NT	LC	<b>184-450</b>	Individuals	<1%	Stable	0



DALMATIAN PELICAN *Pelecanus crispus* © SEBASTIAN BUGARIU

Greenland is the largest island in the world, covering more than **2 million km<sup>2</sup>**, but most of this area is permanently covered in ice. Consequently, only 410,450 km<sup>2</sup> (3.6% of Europe) is effectively available to birds. Of the 61 breeding bird species found here, 24 (40%) are SPECs. Greenland is particularly important for breeding seabirds, seabirds and waders. It holds virtually the entire European breeding population of Red Knot *Calidris canutus* (globally Near Threatened), 75% of Europe's



Common Loon *Gavia immer* (Vulnerable in Europe) and 45% of Europe's Black Guillemot *Cephus grille* (Declining in Europe). Greenland also supports 20-30% of the European breeding populations of various other SPECs, including Rock Ptarmigan *Lagopus muta*, Harlequin Duck *Histrionicus histrionicus* and Gyrfalcon *Falco rusticolus*. It also holds important breeding and wintering populations of Common Eider *Somateria mollissima* and Long-tailed Duck *Clangula hyemalis* (both of global concern).

[HTTP://DATAZONE.BIRDLIFE.ORG/INFO/EUOREDLIST](http://datazone.birdlife.org/info/euroredlist)

**SPEC**

**SPECIES OF GLOBAL CONSERVATION CONCERN**

**1**

**BREEDING 8 SPECIES**

Scientific name	English name	European population status	Global Red List Category	Population size	Units	European population %	Population trend since 2000	
							Direction	Magnitude %
<i>Alca torda</i>	Razorbill	NT	NT	6,000-12,000	Individuals	<1%	Unknown	Unknown
<i>Anthus pratensis</i>	Meadow Pipit	NT	NT	(10-500)	Pairs	<1%	Unknown	Unknown
<i>Calidris canutus</i>	Red Knot	Secure	NT	15,000-30,000	Pairs	100%	Unknown	Unknown
<i>Clangula hyemalis</i>	Long-tailed Duck	VU	VU	(10,000-30,000)	Pairs	4%	Unknown	Unknown
<i>Fratercula arctica</i>	Atlantic Puffin	VU	VU	1,000-5,000	Pairs	<1%	(Decrease)	(1-25)
<i>Pagophila eburnea</i>	Ivory Gull	Secure	NT	900-2,000	Pairs	9%	(Decrease)	(1-5)
<i>Somateria mollissima</i>	Common Eider	VU	NT	50,000-100,000	Pairs	8%	Increase	200-300
<i>Turdus iliacus</i>	Redwing	NT	NT	(10-50)	Pairs	<1%	(Increase)	(10-100)

**WINTERING 2 SPECIES**

Scientific name	English name	European population status	Global Red List Category	Population size	Units	European population %	Population trend since 2000	
							Direction	Magnitude %
<i>Clangula hyemalis</i>	Long-tailed Duck	VU	VU	(100,000-1,000,000)	Individuals	16%	Unknown	Unknown
<i>Somateria mollissima</i>	Common Eider	VU	NT	1,000,000-1,500,000	Individuals	40%	(Increase)	(10)

**SPEC**

**SPECIES OF EUROPEAN CONSERVATION CONCERN CONCENTRATED IN EUROPE**

**2**

**BREEDING 2 SPECIES**

Scientific name	English name	European population status	Global Red List Category	Population size	Units	European population %	Population trend since 2000	
							Direction	Magnitude %
<i>Cephus grylle</i>	Black Guillemot	Declining	LC	(100,000-500,000)	Individuals	45%	(Stable)	(0)
<i>Larus argentatus</i>	European Herring Gull	Declining	LC	(5-50)	Pairs	<1%	(Stable)	(0)

## BREEDING 14 SPECIES

Scientific name	English name	European population status	Global Red List Category	Population size	Units	European population %	Population trend since 2000	
							Direction	Magnitude %
<i>Anas acuta</i>	Northern Pintail	Declining	LC	(0-10)	Pairs	<1%	Unknown	Unknown
<i>Bubo scandiacus</i>	Snowy Owl	Rare	LC	(0-200)	Pairs	1%	(Fluctuating)	(0)
<i>Calidris alpina</i>	Dunlin	Declining	LC	7,000-15,000	Pairs	2%	Unknown	Unknown
<i>Falco rusticolus</i>	Gyrfalcon	Rare	LC	(200-500)	Pairs	22%	(Decrease)	(0-5)
<i>Fulmarus glacialis</i>	Northern Fulmar	EN	LC	(80,000-200,000)	Pairs	4%	(Stable)	(0)
<i>Gavia immer</i>	Common Loon	VU	LC	(500-1,000)	Pairs	74%	Unknown	Unknown
<i>Gavia stellata</i>	Red-throated Loon	Depleted	LC	(5,000-30,000)	Pairs	20%	Unknown	Unknown
<i>Histrionicus histrionicus</i>	Harlequin Duck	Rare	LC	(1,000-2,000)	Pairs	27%	Unknown	Unknown
<i>Lagopus muta</i>	Rock Ptarmigan	NT	LC	(50,000-500,000)	Pairs	31%	(Fluctuating)	(0)
<i>Mergus serrator</i>	Red-breasted Merganser	NT	LC	(2,000-7,000)	Pairs	4%	Unknown	Unknown
<i>Oenanthe oenanthe</i>	Northern Wheatear	Depleted	LC	(10,000-1,000,000)	Pairs	1%	Unknown	Unknown
<i>Rissa tridactyla</i>	Black-legged Kittiwake	VU	LC	110,000	Pairs	6%	(Decrease)	(1-5)
<i>Uria aalge</i>	Common Murre	NT	LC	(1,000-3,000)	Individuals	<1%	(Decrease)	(1-10)
<i>Uria lomvia</i>	Thick-billed Murre	Declining	LC	<b>468,300</b>	Individuals	15%	<b>Decrease</b>	<b>13</b>

## WINTERING 2 SPECIES

Scientific name	English name	European population status	Global Red List Category	Population size	Units	European population %	Population trend since 2000	
							Direction	Magnitude %
<i>Histrionicus histrionicus</i>	Harlequin Duck	Rare	LC	(10,000)	Individuals	42%	Unknown	Unknown
<i>Mergus serrator</i>	Red-breasted Merganser	NT	LC	(10,000-20,000)	Individuals	13%	Unknown	Unknown

RED KNOT *Calidris canutus* © BEN HALL/RSPB-IMAGES.COM

# HUNGARY

Hungary covers **93,030 km<sup>2</sup>** (0.8% of Europe), holding 217 regularly occurring breeding species and at least 11 wintering waterbirds. Of these, 75 (35%) breeders and 5 (45%) waterbirds are SPECS. Hungary is the European stronghold for the globally Endangered Saker Falcon *Falco cherrug*, with 55% of the European breeding population. It also holds 9% of Europe's breeding Eastern Imperial Eagle *Aquila heliaca* and 3% of Great Bustard *Otis tarda*



(both globally Vulnerable). The country also holds 4-6% of the European breeding populations of various Declining or Depleted waterbirds, including Ferruginous Duck *Aythya nyroca*, Common Little Bittern *Ixobrychus minutus* and Black-crowned Night-heron *Nycticorax nycticorax*. A significant proportion of Europe's Hen Harriers *Circus cyaneus* (Near Threatened in Europe) winter in Hungary.

[HTTP://DATAZONE.BIRDLIFE.ORG/INFO/EUOREDLIST](http://datazone.birdlife.org/info/euroredlist)

**SPEC**

## SPECIES OF GLOBAL CONSERVATION CONCERN

**1**

### BREEDING 13 SPECIES

Scientific name	English name	European population status	Global Red List Category	Population size	Units	European population %	Population trend since 2000	
							Direction	Magnitude %
<i>Acrocephalus paludicola</i>	Aquatic Warbler	VU	VU	<b>0</b>	Males	0%	<b>Decrease</b>	<b>100</b>
<i>Aquila heliaca</i>	Eastern Imperial Eagle	Rare	VU	<b>125-160</b>	Pairs	9%	<b>Increase</b>	<b>265-270</b>
<i>Aythya ferina</i>	Common Pochard	VU	VU	(2,000-3,000)	Pairs	1%	(Decrease)	(60-70)
<i>Aythya nyroca</i>	Ferruginous Duck	Depleted	NT	800-1,500	Pairs	5%	Increase	45-50
<i>Falco cherrug</i>	Saker Falcon	VU	EN	<b>220-245</b>	Pairs	55%	<b>Increase</b>	<b>70-80</b>
<i>Falco vespertinus</i>	Red-footed Falcon	NT	NT	<b>700-1,200</b>	Pairs	2%	<b>Decrease</b>	<b>3-15</b>
<i>Glareola nordmanni</i>	Black-winged Pratincole	VU	NT	<b>0-1</b>	Pairs	<1%	<b>Fluctuating</b>	<b>0</b>
<i>Limosa limosa</i>	Black-tailed Godwit	VU	NT	120-600	Pairs	<1%	Decrease	40-60
<i>Milvus milvus</i>	Red Kite	NT	NT	4-10	Pairs	<1%	Stable	0
<i>Numenius arquata</i>	Eurasian Curlew	VU	NT	<b>20-60</b>	Pairs	<1%	Unknown	Unknown
<i>Otis tarda</i>	Great Bustard	Declining	VU	<b>500-609</b>	Males	3%	<b>Increase</b>	<b>25-30</b>
<i>Streptopelia turtur</i>	European Turtle-dove	VU	VU	64,000-150,000	Pairs	2%	Stable	0
<i>Vanellus vanellus</i>	Northern Lapwing	VU	NT	29,000-38,000	Pairs	2%	Stable	0

### WINTERING 2 SPECIES

Scientific name	English name	European population status	Global Red List Category	Population size	Units	European population %	Population trend since 2000	
							Direction	Magnitude %
<i>Aythya ferina</i>	Common Pochard	VU	VU	10,000-15,000	Individuals	2%	Fluctuating	0
<i>Branta ruficollis</i>	Red-breasted Goose	VU	VU	<b>150-650</b>	Individuals	1%	Increase	10-20



GREAT BUSTARD *Otis tarda* © M. ZUMRIK

## BREEDING 18 SPECIES

Scientific name	English name	European population status	Global Red List Category	Population size	Units	European population %	Population trend since 2000	
							Direction	Magnitude %
<i>Accipiter brevipes</i>	Levant Sparrowhawk	Rare	LC	0-1	Pairs	<1%	Fluctuating	0
<i>Coracias garrulus</i>	European Roller	Declining	LC	750-1,050	Pairs	2%	Increase	5-15
<i>Crex crex</i>	Corncrake	Depleted	LC	500-2,000	Males	<1%	Fluctuating	0
<i>Delichon urbicum</i>	Northern House Martin	Declining	LC	27,000-36,000	Pairs	<1%	Decrease	57
<i>Emberiza calandra</i>	Corn Bunting	Depleted	LC	62,000-74,000	Pairs	<1%	Decrease	26
<i>Emberiza citrinella</i>	Yellowhammer	Declining	LC	605,000-756,000	Pairs	3%	Stable	0
<i>Emberiza hortulana</i>	Ortolan Bunting	Declining	LC	0	Pairs	0%	Decrease	100
<i>Lanius collurio</i>	Red-backed Shrike	Depleted	LC	56,000-65,000	Pairs	<1%	Decrease	27
<i>Lanius minor</i>	Lesser Grey Shrike	Declining	LC	3,300-4,500	Pairs	<1%	Decrease	48
<i>Linaria cannabina</i>	Common Linnet	Declining	LC	71,000-107,000	Pairs	<1%	Stable	0
<i>Lullula arborea</i>	Woodlark	Depleted	LC	(1,000)	Pairs	<1%	Decrease	61
<i>Muscicapa striata</i>	Spotted Flycatcher	Depleted	LC	46,000-74,000	Pairs	<1%	Decrease	66
<i>Otus scops</i>	Eurasian Scops-owl	Depleted	LC	(200-400)	Pairs	<1%	(Stable)	(0)
<i>Perdix perdix</i>	Grey Partridge	Declining	LC	(11,388-12,419)	Pairs	<1%	Decrease	72
<i>Regulus regulus</i>	Goldcrest	Declining	LC	1,500-12,000	Pairs	<1%	(Increase)	(0-20)
<i>Saxicola rubetra</i>	Whinchat	Declining	LC	113,000-183,000	Pairs	2%	Decrease	38
<i>Serinus serinus</i>	European Serin	Declining	LC	142,000-200,000	Pairs	<1%	Decrease	31
<i>Tringa totanus</i>	Common Redshank	Declining	LC	400-1,000	Pairs	<1%	Fluctuating	53

## BREEDING 44 SPECIES

Scientific name	English name	European population status	Global Red List Category	Population size	Units	European population %	Population trend since 2000	
							Direction	Magnitude %
<i>Actitis hypoleucos</i>	Common Sandpiper	Declining	LC	(100)	Pairs	<1%	Fluctuating	0
<i>Alauda arvensis</i>	Eurasian Skylark	Declining	LC	(730,000-900,000)	Pairs	1%	Decrease	24
<i>Alcedo atthis</i>	Common Kingfisher	VU	LC	(600)	Pairs	<1%	Unknown	Unknown
<i>Anas acuta</i>	Northern Pintail	Declining	LC	(0-40)	Pairs	<1%	(Decrease)	(20-100)
<i>Anthus campestris</i>	Tawny Pipit	Depleted	LC	2,400-4,800	Pairs	<1%	Unknown	Unknown
<i>Anthus trivialis</i>	Tree Pipit	Declining	LC	120,000-190,000	Pairs	<1%	Stable	0
<i>Apus apus</i>	Common Swift	Declining	LC	(3,000-5,000)	Pairs	<1%	Unknown	Unknown
<i>Ardea purpurea</i>	Purple Heron	Declining	LC	800-1,400	Pairs	3%	Stable	0
<i>Ardeola ralloides</i>	Squacco Heron	Depleted	LC	250-450	Pairs	2%	Fluctuating	0
<i>Asio flammeus</i>	Short-eared Owl	Depleted	LC	10-80	Pairs	<1%	Fluctuating	0
<i>Athene noctua</i>	Little Owl	Depleted	LC	(1,500-2,500)	Pairs	<1%	Unknown	Unknown
<i>Aythya fuligula</i>	Tufted Duck	Declining	LC	70-100	Pairs	<1%	Stable	0
<i>Botaurus stellaris</i>	Eurasian Bittern	Depleted	LC	700-1,000	Males	2%	Unknown	Unknown
<i>Bubo bubo</i>	Eurasian Eagle-owl	Depleted	LC	50-60	Pairs	<1%	Increase	25-50
<i>Burhinus oediconemus</i>	Eurasian Thick-knee	Depleted	LC	50-120	Pairs	<1%	Decrease	52-67
<i>Calandrella brachydactyla</i>	Greater Short-toed Lark	Depleted	LC	6-20	Pairs	<1%	(Decrease)	(50-80)
<i>Caprimulgus europaeus</i>	European Nightjar	Depleted	LC	-1,000	Males	<1%	(Decrease)	(50-70)
<i>Charadrius alexandrinus</i>	Kentish Plover	Declining	LC	0-22	Pairs	<1%	Decrease	27-100
<i>Chlidonias niger</i>	Black Tern	Depleted	LC	100-1,400	Pairs	<1%	Fluctuating	0
<i>Coturnix coturnix</i>	Common Quail	Depleted	LC	29,000-37,000	Males	<1%	Decrease	54
<i>Falco tinnunculus</i>	Common Kestrel	Declining	LC	6,200-7,400	Pairs	1%	Unknown	Unknown
<i>Fulica atra</i>	Common Coot	NT	LC	25,000-50,000	Pairs	3%	Unknown	Unknown
<i>Galerida cristata</i>	Crested Lark	Declining	LC	50,000-100,000	Pairs	<1%	Decrease	49
<i>Gallinago gallinago</i>	Common Snipe	Declining	LC	300-600	Pairs	<1%	Fluctuating	0

# HUNGARY

HTTP://DATAZONE.BIRDLIFE.ORG/INFO/EUOREDILIST

Scientific name	English name	European population status	Global Red List Category	Population size	Units	European population %	Population trend since 2000	
							Direction	Magnitude %
<i>Glareola pratincola</i>	Collared Pratincole	Declining	LC	<b>20-40</b>	Pairs	<1%	Fluctuating	0
<i>Hirundo rustica</i>	Barn Swallow	Declining	LC	89,000-102,000	Pairs	<1%	Decrease	57
<i>Ixobrychus minutus</i>	Common Little Bittern	Depleted	LC	4,000-6,000	Pairs	6%	(Stable)	(0)
<i>Jynx torquilla</i>	Eurasian Wryneck	Depleted	LC	11,400-15,300	Pairs	1%	Increase	72
<i>Lanius excubitor</i>	Great Grey Shrike	Depleted	LC	<b>5-40</b>	Pairs	<1%	Increase	0-450
<i>Milvus migrans</i>	Black Kite	Depleted	LC	123-163	Pairs	<1%	Stable	0
<i>Monticola saxatilis</i>	Rufous-tailed Rock-thrush	Declining	LC	<b>0</b>	Pairs	0%	<b>Decrease</b>	<b>100</b>
<i>Motacilla flava</i>	Western Yellow Wagtail	Declining	LC	(150,000-225,000)	Pairs	1%	Stable	0
<i>Nycticorax nycticorax</i>	Black-crowned Night-heron	Declining	LC	<b>2,200-3,600</b>	Pairs	4%	<b>Stable</b>	<b>0</b>
<i>Oenanthe oenanthe</i>	Northern Wheatear	Depleted	LC	(20,000-30,000)	Pairs	<1%	Unknown	Unknown
<i>Passer domesticus</i>	House Sparrow	Declining	LC	970,000-1,250,000	Pairs	<1%	Decrease	24
<i>Passer montanus</i>	Eurasian Tree Sparrow	Depleted	LC	1,100,000-1,370,000	Pairs	4%	Stable	0
<i>Phylloscopus trochilus</i>	Willow Warbler	Declining	LC	(15,000-20,000)	Pairs	<1%	Stable	0
<i>Poecile montanus</i>	Willow Tit	Declining	LC	(1,500-2,500)	Pairs	<1%	Unknown	Unknown
<i>Riparia riparia</i>	Collared Sand Martin	Depleted	LC	15,000-50,000	Pairs	<1%	Decrease	58-65
<i>Spatula querquedula</i>	Garganey	Declining	LC	(800-1,500)	Pairs	<1%	(Decrease)	(0-33)
<i>Sternula albifrons</i>	Little Tern	Depleted	LC	<b>2-19</b>	Pairs	<1%	<b>Fluctuating</b>	<b>0</b>
<i>Sturnus vulgaris</i>	Common Starling	Declining	LC	710,000-990,000	Pairs	2%	Stable	0
<i>Tyto alba</i>	Common Barn-owl	Depleted	LC	800-1,000	Pairs	<1%	Unknown	Unknown
<i>Zapornia pusilla</i>	Baillon's Crane	Rare	LC	(0-15)	Males	<1%	Fluctuating	0

## WINTERING 3 SPECIES

Scientific name	English name	European population status	Global Red List Category	Population size	Units	European population %	Population trend since 2000	
							Direction	Magnitude %
<i>Aythya fuligula</i>	Tufted Duck	Declining	LC	<b>8,000-12,000</b>	Individuals	1%	Fluctuating	0-50
<i>Circus cyaneus</i>	Hen Harrier	NT	LC	600-1,200	Individuals	8%	Fluctuating	0
<i>Mergellus albellus</i>	Smew	Depleted	LC	600-1,500	Individuals	2%	Decrease	55-65



SAKER FALCON *Falco cherrug* © BOHUŠ ČÍČEL



## ICELAND

Iceland covers **103,000 km<sup>2</sup>** (0.9% of Europe). It holds 75 breeding species and at least 33 wintering waterbird species, of which 35 and 15 respectively are SPECs. Iceland is hugely important for several globally threatened seabirds and waders. It holds 45-80% of the European breeding populations of Leach's Storm-petrel *Hydrobates leucorhous*, Atlantic Puffin *Fratercula arctica* (both globally Vulnerable) and Razorbill *Alca torda* (globally Near Threatened), as well as 20% of Europe's Black-tailed Godwit *Limosa*



*limosa* (Vulnerable in Europe), and 35-55% of Europe's Common Redshank *Tringa totanus* and Dunlin *Calidris alpina* (Declining). Northern Fulmar *Fulmarus glacialis* (Endangered in Europe) and Black-legged Kittiwake *Rissa tridactyla* (Vulnerable in Europe) also have large colonies. Significant numbers of Common Eider *Somateria mollissima* and Harlequin Duck *Histrionicus histrionicus* are found year-round. Iceland is the only European country where Barrow's Goldeneye *Bucephala islandica* breeds.

[HTTP://DATAZONE.BIRDLIFE.ORG/INFO/EUOREDLIST](http://datazone.birdlife.org/info/euroredlist)

### SPEC

## SPECIES OF GLOBAL CONSERVATION CONCERN

1

### BREEDING 10 SPECIES

Scientific name	English name	European population status	Global Red List Category	Population size	Units	European population %	Population trend since 2000	
							Direction	Magnitude %
<i>Alca torda</i>	Razorbill	NT	NT	<b>625,000</b>	Individuals	63%	<b>Decrease</b>	<b>18</b>
<i>Anthus pratensis</i>	Meadow Pipit	NT	NT	(500,000-1,000,000)	Pairs	6%	(Increase)	(10-29)
<i>Clangula hyemalis</i>	Long-tailed Duck	VU	VU	(2,000-3,000)	Pairs	<1%	Unknown	Unknown
<i>Fratercula arctica</i>	Atlantic Puffin	VU	VU	(2,000,000-3,000,000)	Pairs	47%	<b>Decrease</b>	<b>38</b>
<i>Haematopus ostralegus</i>	Eurasian Oystercatcher	VU	NT	(10,000-20,000)	Pairs	4%	Unknown	Unknown
<i>Hydrobates leucorhous</i>	Leach's Storm-petrel	Secure	VU	<b>175,800-219,800</b>	Pairs	79%	Unknown	Unknown
<i>Limosa limosa</i>	Black-tailed Godwit	VU	NT	-25,000	Pairs	20%	(Increase)	(10-29)
<i>Podiceps auritus</i>	Horned Grebe	NT	VU	<b>700</b>	Pairs	9%	<b>Increase</b>	<b>10-29</b>
<i>Somateria mollissima</i>	Common Eider	VU	NT	<b>300,000</b>	Pairs	35%	Decrease	10-29
<i>Turdus iliacus</i>	Redwing	NT	NT	(100,000-200,000)	Pairs	<1%	Unknown	Unknown

### WINTERING 6 SPECIES

Scientific name	English name	European population status	Global Red List Category	Population size	Units	European population %	Population trend since 2000	
							Direction	Magnitude %
<i>Clangula hyemalis</i>	Long-tailed Duck	VU	VU	<b>52,141-170,653</b>	Individuals	5%	Unknown	Unknown
<i>Haematopus ostralegus</i>	Eurasian Oystercatcher	VU	NT	Present	Individuals	<1%	Unknown	Unknown
<i>Limosa lapponica</i>	Bar-tailed Godwit	Secure	NT	Present	Individuals	<1%	Unknown	Unknown
<i>Numenius arquata</i>	Eurasian Curlew	VU	NT	Present	Individuals	<1%	Unknown	Unknown
<i>Podiceps auritus</i>	Horned Grebe	NT	VU	Present	Individuals	<1%	Unknown	Unknown
<i>Somateria mollissima</i>	Common Eider	VU	NT	<b>566,072-1,127,396</b>	Individuals	26%	Decrease	33

### SPEC

## SPECIES OF EUROPEAN CONSERVATION CONCERN CONCENTRATED IN EUROPE

2

### BREEDING 5 SPECIES

Scientific name	English name	European population status	Global Red List Category	Population size	Units	European population %	Population trend since 2000	
							Direction	Magnitude %
<i>Cephus grylle</i>	Black Guillemot	Declining	LC	(10,000-15,000)	Individuals	2%	(Decrease)	(10-29)
<i>Larus argentatus</i>	European Herring Gull	Declining	LC	(5,000-10,000)	Pairs	<1%	Unknown	Unknown
<i>Phalacrocorax aristotelis</i>	European Shag	Declining	LC	<b>4,900</b>	Pairs	6%	<b>Decrease</b>	<b>10-29</b>

# ICELAND

HTTP://DATAZONE.BIRDLIFE.ORG/INFO/EUOREDLIST

Scientific name	English name	European population status	Global Red List Category	Population size	Units	European population %	Population trend since 2000	
							Direction	Magnitude %
<i>Regulus regulus</i>	Goldcrest	Declining	LC	(1,000-2,000)	Pairs	<1%	(Increase)	(30-50)
<i>Tringa totanus</i>	Common Redshank	Declining	LC	140,000	Pairs	35%	(Increase)	(0-10)

## WINTERING 1 SPECIES

Scientific name	English name	European population status	Global Red List Category	Population size	Units	European population %	Population trend since 2000	
							Direction	Magnitude %
<i>Tringa totanus</i>	Common Redshank	Declining	LC	Present	Individuals	<1%	Unknown	Unknown

**SPEC**

## SPECIES OF EUROPEAN CONSERVATION CONCERN NOT CONCENTRATED IN EUROPE

**3**

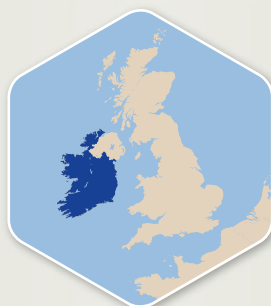
## BREEDING 20 SPECIES

Scientific name	English name	European population status	Global Red List Category	Population size	Units	European population %	Population trend since 2000	
							Direction	Magnitude %
<i>Anas acuta</i>	Northern Pintail	Declining	LC	(400-500)	Pairs	<1%	Unknown	Unknown
<i>Asio flammeus</i>	Short-eared Owl	Depleted	LC	(100-200)	Pairs	<1%	(Increase)	(30-50)
<i>Aythya fuligula</i>	Tufted Duck	Declining	LC	8,000-12,000	Pairs	2%	Stable	0
<i>Aythya marila</i>	Greater Scaup	VU	LC	(3,000-5,000)	Pairs	3%	(Decrease)	(10-29)
<i>Bucephala islandica</i>	Barrow's Goldeneye	NT	LC	<b>800-900</b>	Pairs	100%	Unknown	Unknown
<i>Calidris alpina</i>	Dunlin	Declining	LC	270,000	Pairs	55%	Unknown	Unknown
<i>Falco rusticolus</i>	Gyrfalcon	Rare	LC	<b>300-400</b>	Pairs	24%	<b>Stable</b>	<b>0</b>
<i>Fulmarus glacialis</i>	Northern Fulmar	EN	LC	1,150,000	Pairs	33%	Decrease	Unknown
<i>Gallinago gallinago</i>	Common Snipe	Declining	LC	180,000	Pairs	5%	Unknown	Unknown
<i>Gavia immer</i>	Common Loon	VU	LC	200-300	Pairs	26%	(Increase)	(5-30)
<i>Gavia stellata</i>	Red-throated Loon	Depleted	LC	(1,000-2,000)	Pairs	2%	(Increase)	(5-30)
<i>Histrionicus histrionicus</i>	Harlequin Duck	Rare	LC	<b>3,000-5,000</b>	Pairs	73%	Unknown	Unknown
<i>Lagopus muta</i>	Rock Ptarmigan	NT	LC	<b>30,000-115,000</b>	Pairs	12%	<b>Decrease</b>	Unknown
<i>Mergus serrator</i>	Red-breasted Merganser	NT	LC	(2,000-4,000)	Pairs	3%	Unknown	Unknown
<i>Oenanthe oenanthe</i>	Northern Wheatear	Depleted	LC	(20,000-50,000)	Pairs	<1%	Unknown	Unknown
<i>Passer domesticus</i>	House Sparrow	Declining	LC	(5-7)	Pairs	<1%	(Stable)	(0)
<i>Rissa tridactyla</i>	Black-legged Kittiwake	VU	LC	<b>580,000</b>	Pairs	30%	<b>Decrease</b>	<b>12</b>
<i>Sturnus vulgaris</i>	Common Starling	Declining	LC	(3,000-4,000)	Pairs	<1%	(Increase)	(30-50)
<i>Uria aalge</i>	Common Murre	NT	LC	<b>368,000-1,060,000</b>	Individuals	22%	<b>Decrease</b>	<b>29</b>
<i>Uria lomvia</i>	Thick-billed Murre	Declining	LC	<b>153,000-520,000</b>	Individuals	9%	<b>Decrease</b>	<b>30-50</b>

## WINTERING 8 SPECIES

Scientific name	English name	European population status	Global Red List Category	Population size	Units	European population %	Population trend since 2000	
							Direction	Magnitude %
<i>Anas acuta</i>	Northern Pintail	Declining	LC	Present	Individuals	<1%	Unknown	Unknown
<i>Aythya fuligula</i>	Tufted Duck	Declining	LC	Present	Individuals	<1%	Unknown	Unknown
<i>Aythya marila</i>	Greater Scaup	VU	LC	Present	Individuals	<1%	Unknown	Unknown
<i>Gallinago gallinago</i>	Common Snipe	Declining	LC	Present	Individuals	<1%	Unknown	Unknown
<i>Gavia immer</i>	Common Loon	VU	LC	Present	Individuals	<1%	Unknown	Unknown
<i>Gavia stellata</i>	Red-throated Loon	Depleted	LC	Present	Individuals	<1%	Unknown	Unknown
<i>Histrionicus histrionicus</i>	Harlequin Duck	Rare	LC	<b>12,000-16,000</b>	Individuals	58%	Unknown	Unknown
<i>Mergus serrator</i>	Red-breasted Merganser	NT	LC	<b>5,031-15,158</b>	Individuals	8%	Unknown	Unknown

# IRELAND



Ireland's **70,280 km<sup>2</sup>** of land (0.6% of Europe) is home to 134 regularly occurring breeding species and at least 52 wintering waterbird species. Of these, 50 (37%) breeders and 25 (48%) wintering waterbirds are SPECs. Ireland holds 52% of the European breeding population of Roseate Tern *Sterna dougallii* (Rare in Europe), 10% of Europe's breeding Meadow Pipit *Anthus pratensis* and 3% of Europe's Razorbill

*Alca torda* (both Near Threatened). It is also important for the wintering populations of several globally threatened waterbirds, including 12% of Europe's Black-tailed Godwit *Limosa limosa* (Vulnerable in Europe), as well as 5% of Eurasian Curlew *Numenius arquata*, 9% of Bar-tailed Godwit *Limosa lapponica* and 5% of Eurasian Oystercatcher *Haematopus ostralegus* (all globally Near Threatened).

[HTTP://DATAZONE.BIRDLIFE.ORG/INFO/EUOREDLIST](http://datazone.birdlife.org/info/euroredlist)

## SPEC

## SPECIES OF GLOBAL CONSERVATION CONCERN

1

### BREEDING 9 SPECIES

Scientific name	English name	European population status	Global Red List Category	Population size	Units	European population %	Population trend since 2000	
							Direction	Magnitude %
<i>Alca torda</i>	Razorbill	NT	NT	25,525	Individuals	3%	Decrease	7
<i>Anthus pratensis</i>	Meadow Pipit	NT	NT	<b>726,900-1,869,060</b>	Pairs	10%	<b>Decrease</b>	<b>41-52</b>
<i>Fratercula arctica</i>	Atlantic Puffin	VU	VU	21,212	Pairs	<1%	(Increase)	(8)
<i>Haematopus ostralegus</i>	Eurasian Oystercatcher	VU	NT	2,316-3,087	Pairs	<1%	Unknown	Unknown
<i>Hydrobates leucorhous</i>	Leach's Storm-petrel	Secure	VU	<b>310</b>	Pairs	<1%	Unknown	Unknown
<i>Milvus milvus</i>	Red Kite	NT	NT	17	Pairs	<1%	(Increase)	Unknown
<i>Numenius arquata</i>	Eurasian Curlew	VU	NT	98	Pairs	<1%	(Decrease)	(98)
<i>Somateria mollissima</i>	Common Eider	VU	NT	160	Pairs	<1%	Increase	Unknown
<i>Vanellus vanellus</i>	Northern Lapwing	VU	NT	2,000	Pairs	<1%	Decrease	88

### WINTERING 11 SPECIES

Scientific name	English name	European population status	Global Red List Category	Population size	Units	European population %	Population trend since 2000	
							Direction	Magnitude %
<i>Aythya ferina</i>	Common Pochard	VU	VU	<b>8,000</b>	Individuals	1%	<b>Decrease</b>	<b>58</b>
<i>Calidris canutus</i>	Red Knot	Secure	NT	<b>22,120</b>	Individuals	4%	<b>Increase</b>	<b>78</b>
<i>Clangula hyemalis</i>	Long-tailed Duck	VU	VU	(40)	Individuals	<1%	Unknown	Unknown
<i>Haematopus ostralegus</i>	Eurasian Oystercatcher	VU	NT	<b>45,480</b>	Individuals	5%	<b>Stable</b>	<b>0</b>
<i>Limosa lapponica</i>	Bar-tailed Godwit	Secure	NT	<b>11,890</b>	Individuals	9%	<b>Increase</b>	<b>31</b>
<i>Limosa limosa</i>	Black-tailed Godwit	VU	NT	<b>18,080</b>	Individuals	12%	<b>Increase</b>	<b>67</b>
<i>Melanitta fusca</i>	Velvet Scoter	VU	VU	(40)	Individuals	<1%	Unknown	Unknown
<i>Numenius arquata</i>	Eurasian Curlew	VU	NT	(27,830)	Individuals	5%	<b>Decrease</b>	<b>37</b>
<i>Podiceps auritus</i>	Horned Grebe	NT	VU	(2)	Individuals	<1%	Unknown	Unknown
<i>Somateria mollissima</i>	Common Eider	VU	NT	(470)	Individuals	<1%	<b>Increase</b>	<b>448</b>
<i>Vanellus vanellus</i>	Northern Lapwing	VU	NT	<b>88,580</b>	Individuals	2%	<b>Decrease</b>	<b>60</b>



MEADOW PIPIT  
*Anthus pratensis*  
© CLIVE TIMMONS



ATLANTIC PUFFIN  
*Fratercula arctica*  
© MICHAEL FINN

## SPEC

SPECIES OF EUROPEAN CONSERVATION CONCERN  
CONCENTRATED IN EUROPE

2

## BREEDING 13 SPECIES

Scientific name	English name	European population status	Global Red List Category	Population size	Units	European population %	Population trend since 2000	
							Direction	Magnitude %
<i>Cephus grylle</i>	Black Guillemot	Declining	LC	3,367	Individuals	<1%	Unknown	Unknown
<i>Crex crex</i>	Corncrake	Depleted	LC	135	Males	<1%	Decrease	16
<i>Delichon urbicum</i>	Northern House Martin	Declining	LC	154,700-558,867	Pairs	2%	Increase	7-51
<i>Emberiza calandra</i>	Corn Bunting	Depleted	LC	0	Pairs	0%	n/a	Unknown
<i>Emberiza citrinella</i>	Yellowhammer	Declining	LC	95,347-290,390	Pairs	<1%	Stable	0
<i>Larus argentatus</i>	European Herring Gull	Declining	LC	2,319	Pairs	<1%	(Decrease)	(58)
<i>Linaria cannabina</i>	Common Linnet	Declining	LC	204,333-619,180	Pairs	2%	Stable	0
<i>Muscicapa striata</i>	Spotted Flycatcher	Depleted	LC	23,180-107,780	Pairs	<1%	Stable	0
<i>Perdix perdix</i>	Grey Partridge	Declining	LC	180-200	Pairs	<1%	Increase	3,700
<i>Phalacrocorax aristotelis</i>	European Shag	Declining	LC	3,837	Pairs	5%	Increase	14
<i>Regulus regulus</i>	Goldcrest	Declining	LC	443,590-1,636,600	Pairs	3%	Decrease	15-35
<i>Saxicola rubetra</i>	Whinchat	Declining	LC	150-250	Pairs	<1%	(Decrease)	(87)
<i>Tringa totanus</i>	Common Redshank	Declining	LC	500	Pairs	<1%	(Decrease)	(88)

## WINTERING 1 SPECIES

Scientific name	English name	European population status	Global Red List Category	Population size	Units	European population %	Population trend since 2000	
							Direction	Magnitude %
<i>Tringa totanus</i>	Common Redshank	Declining	LC	19,400	Individuals	10%	Stable	0

## SPEC

SPECIES OF EUROPEAN CONSERVATION CONCERN  
NOT CONCENTRATED IN EUROPE

3

## BREEDING 28 SPECIES

Scientific name	English name	European population status	Global Red List Category	Population size	Units	European population %	Population trend since 2000	
							Direction	Magnitude %
<i>Actitis hypoleucos</i>	Common Sandpiper	Declining	LC	1,848	Pairs	<1%	(Decrease)	(14)
<i>Alauda arvensis</i>	Eurasian Skylark	Declining	LC	218,410-861,760	Pairs	<1%	Decrease	28-44
<i>Alcedo atthis</i>	Common Kingfisher	VU	LC	368-1,031	Pairs	<1%	(Decrease)	(45)
<i>Apus apus</i>	Common Swift	Declining	LC	12,760-87,027	Pairs	<1%	Decrease	33-60
<i>Aythya fuligula</i>	Tufted Duck	Declining	LC	606-808	Pairs	<1%	Stable	0
<i>Calidris alpina</i>	Dunlin	Declining	LC	150	Pairs	<1%	(Decrease)	(27)
<i>Circus cyaneus</i>	Hen Harrier	NT	LC	128-172	Females	<1%	Decrease	11-14
<i>Coturnix coturnix</i>	Common Quail	Depleted	LC	1-20	Males	<1%	(Stable)	(0)
<i>Falco tinnunculus</i>	Common Kestrel	Declining	LC	12,100-42,440	Pairs	5%	Stable	0
<i>Fulica atra</i>	Common Coot	NT	LC	(3,462)	Pairs	<1%	(Stable)	(0)
<i>Fulmarus glacialis</i>	Northern Fulmar	EN	LC	31,930	Pairs	<1%	Stable	0
<i>Gallinago gallinago</i>	Common Snipe	Declining	LC	4,275	Pairs	<1%	Decrease	50
<i>Gavia stellata</i>	Red-throated Loon	Depleted	LC	6	Pairs	<1%	Increase	50
<i>Hirundo rustica</i>	Barn Swallow	Declining	LC	2,038,095-3,954,947	Pairs	8%	Stable	0
<i>Lagopus lagopus</i>	Willow Grouse	VU	LC	1,708-2,116	Pairs	<1%	(Decrease)	(20-40)
<i>Mergus serrator</i>	Red-breasted Merganser	NT	LC	300-1,000	Pairs	<1%	Decrease	62
<i>Oenanthe oenanthe</i>	Northern Wheatear	Depleted	LC	9,280-50,193	Pairs	<1%	Decrease	15-52

Scientific name	English name	European population status	Global Red List Category	Population size	Units	European population %	Population trend since 2000	
							Direction	Magnitude %
<i>Passer domesticus</i>	House Sparrow	Declining	LC	868,027-2,501,830	Pairs	<1%	Increase	40-83
<i>Passer montanus</i>	Eurasian Tree Sparrow	Depleted	LC	1,500-2,500	Pairs	<1%	Increase	14
<i>Phylloscopus trochilus</i>	Willow Warbler	Declining	LC	1,064,110-3,459,340	Pairs	2%	Increase	70-103
<i>Pyrhocorax pyrrhocorax</i>	Red-billed Chough	Declining	LC	839	Pairs	1%	Stable	0
<i>Riparia riparia</i>	Collared Sand Martin	Depleted	LC	72,050-742,253	Pairs	4%	Increase	4-97
<i>Rissa tridactyla</i>	Black-legged Kittiwake	VU	LC	28,627	Pairs	1%	Decrease	21
<i>Sterna dougallii</i>	Roseate Tern	Rare	LC	1,333	Pairs	52%	Increase	82
<i>Sternula albifrons</i>	Little Tern	Depleted	LC	438	Pairs	1%	Increase	113
<i>Sturnus vulgaris</i>	Common Starling	Declining	LC	736,755-1,915,413	Pairs	3%	Decrease	6-26
<i>Tyto alba</i>	Common Barn-owl	Depleted	LC	400-500	Pairs	<1%	Decrease	67
<i>Uria aalge</i>	Common Murre	NT	LC	142,804	Individuals	5%	Stable	0

#### WINTERING 13 SPECIES

Scientific name	English name	European population status	Global Red List Category	Population size	Units	European population %	Population trend since 2000	
							Direction	Magnitude %
<i>Anas acuta</i>	Northern Pintail	Declining	LC	1,280	Individuals	1%	Fluctuating	0
<i>Aythya fuligula</i>	Tufted Duck	Declining	LC	20,980	Individuals	1%	Increase	78
<i>Aythya marila</i>	Greater Scaup	VU	LC	820	Individuals	<1%	Decrease	59
<i>Calidris alpina</i>	Dunlin	Declining	LC	44,380	Individuals	3%	Decrease	40
<i>Circus cyaneus</i>	Hen Harrier	NT	LC	269-349	Individuals	3%	Decrease	38-39
<i>Cygnus columbianus</i>	Tundra Swan	EN	LC	79	Individuals	<1%	Decrease	77
<i>Fulica atra</i>	Common Coot	NT	LC	18,270	Individuals	1%	Increase	39
<i>Gavia arctica</i>	Arctic Loon	Declining	LC	(18)	Individuals	<1%	Unknown	Unknown
<i>Gavia immer</i>	Common Loon	VU	LC	(1,310)	Individuals	24%	Decrease	27
<i>Gavia stellata</i>	Red-throated Loon	Depleted	LC	(810)	Individuals	2%	Unknown	Unknown
<i>Hydrocoloeus minutus</i>	Little Gull	NT	LC	(6)	Individuals	<1%	Unknown	Unknown
<i>Mergellus albellus</i>	Smew	Depleted	LC	(2)	Individuals	<1%	Unknown	Unknown
<i>Mergus serrator</i>	Red-breasted Merganser	NT	LC	1,550	Individuals	1%	Fluctuating	0



ROSEATE TERN *Sterna dougallii* © LAURA GLENISTER

# ITALY

Italy's **301,400 km<sup>2</sup>** (2.7% of Europe) holds 250 breeding and at least 31 wintering waterbird species, over a third of which (85 breeding and 11 wintering) are SPECs. Italy has the highest proportion (65%) of Europe's breeding population of Yelkouan Shearwater *Puffinus yelkouan* (globally Vulnerable). It holds more than half of the European population of Barbary Partridge *Alectoris barbara* (on Sardinia) and a quarter of the global population of Rock Partridge *Alectoris graeca* (Near Threatened



European endemic). Italian Sparrow *Passer italiae* (Vulnerable regional endemic) breeds almost entirely in Italy, and the country also holds a quarter of Europe's Lanner Falcon *Falco biarmicus* (Endangered in Europe) and just under 20% of Europe's Lesser Kestrel *Falco naumanni* (Depleted). In winter, Italy supports significant proportions of Europe's Ferruginous Duck *Aythya nyroca* (globally Near Threatened) and Common Pochard *Aythya ferina* (globally Vulnerable).

[HTTP://DATAZONE.BIRDLIFE.ORG/INFO/EUOREDLIST](http://datazone.birdlife.org/info/euroredlist)

## SPEC

## SPECIES OF GLOBAL CONSERVATION CONCERN

1

### BREEDING 16 SPECIES

Scientific name	English name	European population status	Global Red List Category	Population size	Units	European population %	Population trend since 2000	
							Direction	Magnitude %
<i>Alectoris graeca</i>	Rock Partridge	NT	NT	(10,000-20,000)	Pairs	26%	(Decrease)	(≥30)
<i>Aythya ferina</i>	Common Pochard	VU	VU	150-200	Pairs	<1%	Decrease	50
<i>Aythya nyroca</i>	Ferruginous Duck	Depleted	NT	<b>62-89</b>	Pairs	<1%	Increase	0-35
<i>Falco vespertinus</i>	Red-footed Falcon	NT	NT	50-70	Pairs	<1%	Fluctuating	0
<i>Gypaetus barbatus</i>	Bearded Vulture	VU	NT	<b>6-7</b>	Pairs	<1%	<b>Increase</b>	Unknown
<i>Haematopus ostralegus</i>	Eurasian Oystercatcher	VU	NT	260-330	Pairs	<1%	Increase	85-120
<i>Limosa limosa</i>	Black-tailed Godwit	VU	NT	<b>15</b>	Pairs	<1%	<b>Increase</b>	<b>200-650</b>
<i>Marmaronetta angustirostris</i>	Marbled Teal	VU	VU	<b>2-3</b>	Pairs	<1%	<b>Stable</b>	<b>0</b>
<i>Milvus milvus</i>	Red Kite	NT	NT	314-426	Pairs	1%	Increase	5-10
<i>Neophron percnopterus</i>	Egyptian Vulture	EN	EN	<b>8-10</b>	Pairs	<1%	<b>Decrease</b>	<b>45-50</b>
<i>Puffinus yelkouan</i>	Yelkouan Shearwater	VU	VU	(12,791-19,774)	Pairs	65%	(Increase)	Unknown
<i>Somateria mollissima</i>	Common Eider	VU	NT	<b>3-6</b>	Pairs	<1%	Stable	0
<i>Streptopelia turtur</i>	European Turtle-dove	VU	VU	(150,000-300,000)	Pairs	5%	Unknown	Unknown
<i>Sylvia undata</i>	Dartford Warbler	NT	NT	(10,000-30,000)	Pairs	2%	Unknown	Unknown
<i>Tetrax tetrax</i>	Little Bustard	VU	NT	352	Males	<1%	Decrease	30
<i>Vanellus vanellus</i>	Northern Lapwing	VU	NT	4,800-6,050	Pairs	<1%	Unknown	Unknown

### WINTERING 4 SPECIES

Scientific name	English name	European population status	Global Red List Category	Population size	Units	European population %	Population trend since 2000	
							Direction	Magnitude %
<i>Aythya ferina</i>	Common Pochard	VU	VU	<b>25,488-37,173</b>	Individuals	4%	<b>Decrease</b>	<b>0-30</b>
<i>Aythya nyroca</i>	Ferruginous Duck	Depleted	NT	<b>369-506</b>	Individuals	12%	<b>Increase</b>	<b>20-45</b>
<i>Numenius arquata</i>	Eurasian Curlew	VU	NT	<b>6,207-7,218</b>	Individuals	1%	<b>Increase</b>	<b>35-60</b>
<i>Somateria mollissima</i>	Common Eider	VU	NT	<b>98-171</b>	Individuals	<1%	<b>Fluctuating</b>	<b>0-40</b>

YELKOUAN SHEARWATER  
*Puffinus yelkouan*



© PEP ARCOS

## BREEDING 21 SPECIES

Scientific name	English name	European population status	Global Red List Category	Population size	Units	European population %	Population trend since 2000	
							Direction	Magnitude %
<i>Alectoris rufa</i>	Red-legged Partridge	Declining	LC	(1,500-2,000)	Pairs	<1%	Unknown	Unknown
<i>Coracias garrulus</i>	European Roller	Declining	LC	(300-500)	Pairs	<1%	Unknown	Unknown
<i>Crex crex</i>	Corncrake	Depleted	LC	160-200	Males	<1%	Decrease	45-61
<i>Delichon urbicum</i>	Northern House Martin	Declining	LC	(500,000-1,000,000)	Pairs	4%	Decrease	15-25
<i>Emberiza calandra</i>	Corn Bunting	Depleted	LC	(200,000-600,000)	Pairs	1%	Increase	25-35
<i>Emberiza citrinella</i>	Yellowhammer	Declining	LC	(20,000-50,000)	Pairs	<1%	(Stable)	(0)
<i>Emberiza hortulana</i>	Ortolan Bunting	Declining	LC	(4,000-16,000)	Pairs	<1%	Unknown	Unknown
<i>Lanius collurio</i>	Red-backed Shrike	Depleted	LC	(20,000-60,000)	Pairs	<1%	Decrease	30-40
<i>Lanius minor</i>	Lesser Grey Shrike	Declining	LC	(1,000-2,000)	Pairs	<1%	(Decrease)	Unknown
<i>Lanius senator</i>	Woodchat Shrike	Declining	LC	-4,000	Pairs	<1%	Decrease	70-80
<i>Linaria cannabina</i>	Common Linnet	Declining	LC	(300,000-600,000)	Pairs	2%	Decrease	20-30
<i>Lullula arborea</i>	Woodlark	Depleted	LC	(20,000-40,000)	Pairs	1%	Increase	45-55
<i>Muscicapa striata</i>	Spotted Flycatcher	Depleted	LC	(200,000-400,000)	Pairs	2%	Stable	0
<i>Otus scops</i>	Eurasian Scops-owl	Depleted	LC	(5,000-11,000)	Pairs	2%	Unknown	Unknown
<i>Passer italiae</i>	Italian Sparrow	VU	LC	(2,000,000-3,000,000)	Pairs	87%	Decrease	30-40
<i>Perdix perdix</i>	Grey Partridge	Declining	LC	(2,000-4,000)	Pairs	<1%	Unknown	Unknown
<i>Phalacrocorax aristotelis</i>	European Shag	Declining	LC	1,500-2,100	Pairs	2%	Decrease	0-10
<i>Regulus regulus</i>	Goldcrest	Declining	LC	(300,000-500,000)	Pairs	1%	Decrease	25-35
<i>Saxicola rubetra</i>	Whinchat	Declining	LC	(10,000-15,000)	Pairs	<1%	(Decrease)	(30-40)
<i>Serinus serinus</i>	European Serin	Declining	LC	(1,000,000-1,500,000)	Pairs	5%	Stable	0
<i>Tringa totanus</i>	Common Redshank	Declining	LC	1,100-1,200	Pairs	<1%	Unknown	Unknown

## BREEDING 48 SPECIES

Scientific name	English name	European population status	Global Red List Category	Population size	Units	European population %	Population trend since 2000	
							Direction	Magnitude %
<i>Actitis hypoleucos</i>	Common Sandpiper	Declining	LC	(500-1,000)	Pairs	<1%	Unknown	Unknown
<i>Alauda arvensis</i>	Eurasian Skylark	Declining	LC	(350,000-500,000)	Pairs	<1%	Decrease	25-35
<i>Alcedo atthis</i>	Common Kingfisher	VU	LC	(6,000-16,000)	Pairs	8%	(Stable)	(0)
<i>Alectoris barbara</i>	Barbary Partridge	Depleted	LC	(5,000-10,000)	Pairs	58%	(Decrease)	Unknown
<i>Anthus campestris</i>	Tawny Pipit	Depleted	LC	(15,000-40,000)	Pairs	2%	Stable	0
<i>Anthus trivialis</i>	Tree Pipit	Declining	LC	(100,000-200,000)	Pairs	<1%	(Stable)	(0)
<i>Apus apus</i>	Common Swift	Declining	LC	(500,000-1,000,000)	Pairs	3%	(Stable)	(0)
<i>Aquila fasciata</i>	Bonelli's Eagle	NT	LC	<b>25-30</b>	Pairs	2%	Unknown	Unknown
<i>Ardea purpurea</i>	Purple Heron	Declining	LC	2,000-2,300	Pairs	6%	Unknown	Unknown
<i>Ardeola ralloides</i>	Squacco Heron	Depleted	LC	500-600	Pairs	3%	Decrease	20-35
<i>Athene noctua</i>	Little Owl	Depleted	LC	(40,000-70,000)	Pairs	6%	(Decrease)	(30-40)
<i>Aythya fuligula</i>	Tufted Duck	Declining	LC	50-70	Pairs	<1%	Increase	Unknown
<i>Botaurus stellaris</i>	Eurasian Bittern	Depleted	LC	75-95	Males	<1%	Unknown	Unknown
<i>Bubo bubo</i>	Eurasian Eagle-owl	Depleted	LC	250-340	Pairs	1%	Unknown	Unknown
<i>Burhinus oediconemus</i>	Eurasian Thick-knee	Depleted	LC	3,600-6,600	Pairs	7%	(Decrease)	Unknown
<i>Calandrella brachydactyla</i>	Greater Short-toed Lark	Depleted	LC	(15,000-30,000)	Pairs	<1%	Decrease	50-60
<i>Caprimulgus europaeus</i>	European Nightjar	Depleted	LC	(10,000-30,000)	Males	2%	Unknown	Unknown
<i>Charadrius alexandrinus</i>	Kentish Plover	Declining	LC	1,500-1,850	Pairs	6%	(Decrease)	(10-50)
<i>Chlidonias niger</i>	Black Tern	Depleted	LC	<b>120</b>	Pairs	<1%	Unknown	Unknown
<i>Coturnix coturnix</i>	Common Quail	Depleted	LC	(15,000-30,000)	Males	<1%	(Increase)	(70-80)
<i>Falco biarmicus</i>	Lanner Falcon	EN	LC	140-172	Pairs	26%	Unknown	Unknown

Scientific name	English name	European population status	Global Red List Category	Population size	Units	European population %	Population trend since 2000	
							Direction	Magnitude %
<i>Falco naumanni</i>	Lesser Kestrel	Depleted	LC	5,500-6,700	Pairs	18%	Increase	45-50
<i>Falco tinnunculus</i>	Common Kestrel	Declining	LC	(8,000-12,000)	Pairs	2%	Increase	30-40
<i>Fulica atra</i>	Common Coot	NT	LC	(8,000-12,000)	Pairs	<1%	Unknown	Unknown
<i>Galerida cristata</i>	Crested Lark	Declining	LC	(200,000-400,000)	Pairs	1%	Stable	0
<i>Gelochelidon nilotica</i>	Common Gull-billed Tern	Depleted	LC	<b>543-551</b>	Pairs	3%	Unknown	Unknown
<i>Glareola pratincola</i>	Collared Pratincole	Declining	LC	107-132	Pairs	1%	Unknown	Unknown
<i>Hirundo rustica</i>	Barn Swallow	Declining	LC	(500,000-1,000,000)	Pairs	2%	Stable	0
<i>Ixobrychus minutus</i>	Common Little Bittern	Depleted	LC	(1,300-2,300)	Pairs	2%	(Decrease)	(≥10)
<i>Jynx torquilla</i>	Eurasian Wryneck	Depleted	LC	(50,000-100,000)	Pairs	7%	Decrease	45-55
<i>Lagopus muta</i>	Rock Ptarmigan	NT	LC	(5,000-8,000)	Pairs	1%	Decrease	30-50
<i>Lanius excubitor</i>	Great Grey Shrike	Depleted	LC	(0-2)	Pairs	<1%	Unknown	Unknown
<i>Lyrurus tetrix</i>	Black Grouse	Depleted	LC	(20,000-24,000)	Males	1%	Unknown	Unknown
<i>Melanocorypha calandra</i>	Calandra Lark	Declining	LC	(6,000-12,000)	Pairs	<1%	(Decrease)	(≥30)
<i>Milvus migrans</i>	Black Kite	Depleted	LC	(860-1,153)	Pairs	1%	Unknown	Unknown
<i>Monticola saxatilis</i>	Rufous-tailed Rock-thrush	Declining	LC	(5,000-10,000)	Pairs	4%	(Decrease)	Unknown
<i>Motacilla flava</i>	Western Yellow Wagtail	Declining	LC	(100,000-200,000)	Pairs	1%	Decrease	30-40
<i>Nycticorax nycticorax</i>	Black-crowned Night-heron	Declining	LC	6,300-6,600	Pairs	9%	Decrease	50-55
<i>Oenanthe oenanthe</i>	Northern Wheatear	Depleted	LC	(100,000-200,000)	Pairs	2%	(Increase)	(25-35)
<i>Passer domesticus</i>	House Sparrow	Declining	LC	(10,000-30,000)	Pairs	<1%	Unknown	Unknown
<i>Passer montanus</i>	Eurasian Tree Sparrow	Depleted	LC	(600,000-1,000,000)	Pairs	3%	Decrease	20-30
<i>Poecile montanus</i>	Willow Tit	Declining	LC	(30,000-50,000)	Pairs	<1%	Stable	0
<i>Pyrrhocorax pyrrhocorax</i>	Red-billed Chough	Declining	LC	1,050-1,500	Pairs	2%	Unknown	Unknown
<i>Riparia riparia</i>	Collared Sand Martin	Depleted	LC	(6,000-8,000)	Pairs	<1%	(Decrease)	Unknown
<i>Spatula querquedula</i>	Garganey	Declining	LC	(350-500)	Pairs	<1%	Unknown	Unknown
<i>Sternula albifrons</i>	Little Tern	Depleted	LC	2,000-3,500	Pairs	6%	Unknown	Unknown
<i>Sturnus vulgaris</i>	Common Starling	Declining	LC	(800,000-2,000,000)	Pairs	3%	Increase	30-40
<i>Tyto alba</i>	Common Barn-owl	Depleted	LC	(6,000-13,000)	Pairs	6%	Decrease	Unknown

## WINTERING 7 SPECIES

Scientific name	English name	European population status	Global Red List Category	Population size	Units	European population %	Population trend since 2000	
							Direction	Magnitude %
<i>Anas acuta</i>	Northern Pintail	Declining	LC	<b>8,295-13,698</b>	Individuals	8%	<b>Fluctuating</b>	<b>0-40</b>
<i>Aythya fuligula</i>	Tufted Duck	Declining	LC	<b>7,640-8,064</b>	Individuals	1%	<b>Increase</b>	<b>30-85</b>
<i>Aythya marila</i>	Greater Scaup	VU	LC	<b>24-230</b>	Individuals	<1%	<b>Decrease</b>	<b>50-85</b>
<i>Calidris alpina</i>	Dunlin	Declining	LC	<b>64,925-79,211</b>	Individuals	6%	<b>Increase</b>	<b>5-15</b>
<i>Fulica atra</i>	Common Coot	NT	LC	<b>239,506-277,872</b>	Individuals	7%	<b>Stable</b>	<b>0</b>
<i>Gavia arctica</i>	Arctic Loon	Declining	LC	<b>235-420</b>	Individuals	3%	<b>Increase</b>	<b>65-115</b>
<i>Mergus serrator</i>	Red-breasted Merganser	NT	LC	<b>993-1,351</b>	Individuals	1%	<b>Decrease</b>	<b>15-30</b>



ITALIAN SPARROW *Passer italiae* © CHRIS VAN RIJSWIJK/AGAMI



## KOSOVO



Kosovo covers only **10,887 km<sup>2</sup>** (0.1% of Europe), yet it holds populations of 180 breeding species, of which 58 (32%) are SPECs, and at least 15 waterbird species regularly winter here. The country supports breeding populations of several species of global conservation concern, including the Vulnerable

European Turtle-dove *Streptopelia turtur* (7,000-11,000 pairs), Near Threatened Rock Partridge *Alectoris graeca* (50-100 pairs) and Northern Lapwing *Vanellus vanellus* (200-300 pairs) which also winters here in significant numbers.

[HTTP://DATAZONE.BIRDLIFE.ORG/INFO/EUOREDLIST](http://datazone.birdlife.org/info/euroredlist)

### SPEC

## SPECIES OF GLOBAL CONSERVATION CONCERN

1

### BREEDING 6 SPECIES

Scientific name	English name	European population status	Global Red List Category	Population size	Units	European population %	Population trend since 2000	
							Direction	Magnitude %
<i>Alectoris graeca</i>	Rock Partridge	NT	NT	50-100	Pairs	<1%	Unknown	Unknown
<i>Aquila heliaca</i>	Eastern Imperial Eagle	Rare	VU	0-1	Pairs	<1%	Unknown	Unknown
<i>Aythya ferina</i>	Common Pochard	VU	VU	5-10	Pairs	<1%	Unknown	Unknown
<i>Milvus milvus</i>	Red Kite	NT	NT	1	Pairs	<1%	Unknown	Unknown
<i>Streptopelia turtur</i>	European Turtle-dove	VU	VU	7,000-11,000	Pairs	<1%	Unknown	Unknown
<i>Vanellus vanellus</i>	Northern Lapwing	VU	NT	200-300	Pairs	<1%	Unknown	Unknown

### WINTERING 2 SPECIES

Scientific name	English name	European population status	Global Red List Category	Population size	Units	European population %	Population trend since 2000	
							Direction	Magnitude %
<i>Aythya ferina</i>	Common Pochard	VU	VU	70-120	Individuals	<1%	Unknown	Unknown
<i>Vanellus vanellus</i>	Northern Lapwing	VU	NT	4,000-7,000	Individuals	<1%	Unknown	Unknown



LEVANT SPARROWHAWK *Accipiter brevipes* © GUILLE.MAYOR

## SPEC

SPECIES OF EUROPEAN CONSERVATION CONCERN  
CONCENTRATED IN EUROPE

2

## BREEDING 19 SPECIES

Scientific name	English name	European population status	Global Red List Category	Population size	Units	European population %	Population trend since 2000	
							Direction	Magnitude %
<i>Accipiter brevipes</i>	Levant Sparrowhawk	Rare	LC	1-2	Pairs	<1%	Unknown	Unknown
<i>Coracias garrulus</i>	European Roller	Declining	LC	3-7	Pairs	<1%	Unknown	Unknown
<i>Crex crex</i>	Corncrake	Depleted	LC	30-70	Males	<1%	Unknown	Unknown
<i>Delichon urbicum</i>	Northern House Martin	Declining	LC	20,000-40,000	Pairs	<1%	Unknown	Unknown
<i>Emberiza calandra</i>	Corn Bunting	Depleted	LC	4,000-7,000	Pairs	<1%	Unknown	Unknown
<i>Emberiza citrinella</i>	Yellowhammer	Declining	LC	10,000-15,000	Pairs	<1%	Unknown	Unknown
<i>Emberiza hortulana</i>	Ortolan Bunting	Declining	LC	350-700	Pairs	<1%	Unknown	Unknown
<i>Lanius collurio</i>	Red-backed Shrike	Depleted	LC	20,000-30,000	Pairs	<1%	Unknown	Unknown
<i>Lanius minor</i>	Lesser Grey Shrike	Declining	LC	20-35	Pairs	<1%	Unknown	Unknown
<i>Lanius senator</i>	Woodchat Shrike	Declining	LC	30-50	Pairs	<1%	Unknown	Unknown
<i>Linaria cannabina</i>	Common Linnet	Declining	LC	8,000-10,000	Pairs	<1%	Unknown	Unknown
<i>Lullula arborea</i>	Woodlark	Depleted	LC	2,000-2,500	Pairs	<1%	Unknown	Unknown
<i>Muscicapa striata</i>	Spotted Flycatcher	Depleted	LC	800-1,200	Pairs	<1%	Unknown	Unknown
<i>Otus scops</i>	Eurasian Scops-owl	Depleted	LC	1,300-2,500	Pairs	<1%	Unknown	Unknown
<i>Perdix perdix</i>	Grey Partridge	Declining	LC	3,000-70,000	Pairs	<1%	Unknown	Unknown
<i>Regulus regulus</i>	Goldcrest	Declining	LC	2,000-3,000	Pairs	<1%	Unknown	Unknown
<i>Saxicola rubetra</i>	Whinchat	Declining	LC	400-700	Pairs	<1%	Unknown	Unknown
<i>Serinus serinus</i>	European Serin	Declining	LC	10,000-15,000	Pairs	<1%	Unknown	Unknown
<i>Tringa totanus</i>	Common Redshank	Declining	LC	2-5	Pairs	<1%	Unknown	Unknown

## WINTERING 1 SPECIES

Scientific name	English name	European population status	Global Red List Category	Population size	Units	European population %	Population trend since 2000	
							Direction	Magnitude %
<i>Tringa totanus</i>	Common Redshank	Declining	LC	20-40	Individuals	<1%	Unknown	Unknown

## SPEC

SPECIES OF EUROPEAN CONSERVATION CONCERN  
NOT CONCENTRATED IN EUROPE

3

## BREEDING 33 SPECIES

Scientific name	English name	European population status	Global Red List Category	Population size	Units	European population %	Population trend since 2000	
							Direction	Magnitude %
<i>Actitis hypoleucos</i>	Common Sandpiper	Declining	LC	100-200	Pairs	<1%	Unknown	Unknown
<i>Alauda arvensis</i>	Eurasian Skylark	Declining	LC	10,000-30,000	Pairs	<1%	Unknown	Unknown
<i>Alcedo atthis</i>	Common Kingfisher	VU	LC	200-400	Pairs	<1%	Unknown	Unknown
<i>Anthus campestris</i>	Tawny Pipit	Depleted	LC	300-500	Pairs	<1%	Unknown	Unknown
<i>Anthus trivialis</i>	Tree Pipit	Declining	LC	3,000-5,000	Pairs	<1%	Unknown	Unknown
<i>Apus apus</i>	Common Swift	Declining	LC	100-200	Pairs	<1%	Unknown	Unknown
<i>Ardea purpurea</i>	Purple Heron	Declining	LC	0-5	Pairs	<1%	Unknown	Unknown
<i>Athene noctua</i>	Little Owl	Depleted	LC	4,000-6,000	Pairs	<1%	Unknown	Unknown
<i>Bubo bubo</i>	Eurasian Eagle-owl	Depleted	LC	20-40	Pairs	<1%	Unknown	Unknown
<i>Burhinus oedicnemus</i>	Eurasian Thick-knee	Depleted	LC	0	Pairs	0%	Unknown	Unknown
<i>Calandrella brachydactyla</i>	Greater Short-toed Lark	Depleted	LC	30-50	Pairs	<1%	Unknown	Unknown

Scientific name	English name	European population status	Global Red List Category	Population size	Units	European population %	Population trend since 2000	
							Direction	Magnitude %
<i>Caprimulgus europaeus</i>	European Nightjar	Depleted	LC	1,000-1,500	Males	<1%	Unknown	Unknown
<i>Coturnix coturnix</i>	Common Quail	Depleted	LC	700-1,500	Males	<1%	Unknown	Unknown
<i>Falco biarmicus</i>	Lanner Falcon	EN	LC	0-2	Pairs	<1%	Unknown	Unknown
<i>Falco naumanni</i>	Lesser Kestrel	Depleted	LC	80-120	Pairs	<1%	Unknown	Unknown
<i>Falco tinnunculus</i>	Common Kestrel	Declining	LC	250-300	Pairs	<1%	Unknown	Unknown
<i>Fulica atra</i>	Common Coot	NT	LC	200-300	Pairs	<1%	Unknown	Unknown
<i>Galerida cristata</i>	Crested Lark	Declining	LC	15,000-20,000	Pairs	<1%	Unknown	Unknown
<i>Hirundo rustica</i>	Barn Swallow	Declining	LC	70,000-90,000	Pairs	<1%	Unknown	Unknown
<i>Ixobrychus minutus</i>	Common Little Bittern	Depleted	LC	35-90	Pairs	<1%	Unknown	Unknown
<i>Jynx torquilla</i>	Eurasian Wryneck	Depleted	LC	700-1,000	Pairs	<1%	Unknown	Unknown
<i>Monticola saxatilis</i>	Rufous-tailed Rock-thrush	Declining	LC	100-150	Pairs	<1%	Unknown	Unknown
<i>Motacilla flava</i>	Western Yellow Wagtail	Declining	LC	2,000-3,000	Pairs	<1%	Unknown	Unknown
<i>Nycticorax nycticorax</i>	Black-crowned Night-heron	Declining	LC	<b>80-120</b>	Pairs	<1%	Unknown	Unknown
<i>Oenanthe oenanthe</i>	Northern Wheatear	Depleted	LC	3,000-4,000	Pairs	<1%	Unknown	Unknown
<i>Passer domesticus</i>	House Sparrow	Declining	LC	300,000-600,000	Pairs	<1%	Unknown	Unknown
<i>Passer montanus</i>	Eurasian Tree Sparrow	Depleted	LC	(80,000-100,000)	Pairs	<1%	Unknown	Unknown
<i>Poecile montanus</i>	Willow Tit	Declining	LC	1,500-2,000	Pairs	<1%	Unknown	Unknown
<i>Pyrhocorax pyrrhocorax</i>	Red-billed Chough	Declining	LC	<b>100-150</b>	Pairs	<1%	Unknown	Unknown
<i>Riparia riparia</i>	Collared Sand Martin	Depleted	LC	<b>200-500</b>	Pairs	<1%	Unknown	Unknown
<i>Spatula querquedula</i>	Garganey	Declining	LC	10-15	Pairs	<1%	Unknown	Unknown
<i>Sturnus vulgaris</i>	Common Starling	Declining	LC	50,000-100,000	Pairs	<1%	Unknown	Unknown
<i>Tyto alba</i>	Common Barn-owl	Depleted	LC	300-500	Pairs	<1%	Unknown	Unknown

#### WINTERING 2 SPECIES

Scientific name	English name	European population status	Global Red List Category	Population size	Units	European population %	Population trend since 2000	
							Direction	Magnitude %
<i>Fulica atra</i>	Common Coot	NT	LC	3,000-5,000	Individuals	<1%	Unknown	Unknown
<i>Mergellus albellus</i>	Smew	Depleted	LC	0-3	Individuals	<1%	Unknown	Unknown



LITTLE OWL *Athene noctua* © ANDREW SWINBANK/SHUTTERSTOCK

# LATVIA



Latvia encompasses an area of **64,490 km<sup>2</sup>** (0.6% of Europe). It holds breeding populations of 218 regularly occurring species, of which 34% (75) are SPECs. At least 20 wintering waterbird species occur regularly. Latvia supports 9% of the European breeding population of Northern Lapwing *Vanellus vanellus* (globally Near Threatened), and 3-10% of Europe's Eurasian Wryneck *Jynx torquilla*, Corncrake

*Crex crex*, Whinchat *Saxicola rubetra*, European Nightjar *Caprimulgus europaeus* and Black Tern *Chlidonias niger* (all Declining or Depleted in Europe). Latvia also holds 3-5% of the European wintering populations of Velvet Scoter *Melanitta fusca* and Long-tailed Duck *Clangula hyemalis* (both Vulnerable globally and in Europe).

[HTTP://DATAZONE.BIRDLIFE.ORG/INFO/EUOREDLIST](http://datazone.birdlife.org/info/euroredlist)

## SPEC

## SPECIES OF GLOBAL CONSERVATION CONCERN


1

### BREEDING 14 SPECIES

Scientific name	English name	European population status	Global Red List Category	Population size	Units	European population %	Population trend since 2000	
							Direction	Magnitude %
<i>Acrocephalus paludicola</i>	Aquatic Warbler	VU	VU	0-1	Males	<1%	Unknown	Unknown
<i>Anthus pratensis</i>	Meadow Pipit	NT	NT	<b>37,329-134,213</b>	Pairs	<1%	<b>Decrease</b>	<b>1-50</b>
<i>Aythya ferina</i>	Common Pochard	VU	VU	1,500-2,000	Pairs	<1%	Unknown	Unknown
<i>Aythya nyroca</i>	Ferruginous Duck	Depleted	NT	0	Pairs	0%	n/a	Unknown
<i>Clanga clanga</i>	Greater Spotted Eagle	EN	VU	0	Pairs	0%	n/a	Unknown
<i>Gallinago media</i>	Great Snipe	Declining	NT	<b>200-300</b>	Males	<1%	<b>Stable</b>	<b>0-20</b>
<i>Haematopus ostralegus</i>	Eurasian Oystercatcher	VU	NT	<b>72-125</b>	Pairs	<1%	Unknown	Unknown
<i>Limosa limosa</i>	Black-tailed Godwit	VU	NT	70-100	Pairs	<1%	Unknown	Unknown
<i>Milvus milvus</i>	Red Kite	NT	NT	(3-5)	Pairs	<1%	Unknown	Unknown
<i>Numenius arquata</i>	Eurasian Curlew	VU	NT	134-288	Pairs	<1%	Unknown	Unknown
<i>Podiceps auritus</i>	Horned Grebe	NT	VU	5-20	Pairs	<1%	Unknown	Unknown
<i>Streptopelia turtur</i>	European Turtle-dove	VU	VU	10,341-30,431	Pairs	<1%	Stable	0-20
<i>Turdus iliacus</i>	Redwing	NT	NT	<b>45,399-93,341</b>	Pairs	<1%	<b>Stable</b>	<b>0-40</b>
<i>Vanellus vanellus</i>	Northern Lapwing	VU	NT	<b>126,472-286,669</b>	Pairs	9%	<b>Stable</b>	<b>0-50</b>

### WINTERING 3 SPECIES

Scientific name	English name	European population status	Global Red List Category	Population size	Units	European population %	Population trend since 2000	
							Direction	Magnitude %
<i>Clangula hyemalis</i>	Long-tailed Duck	VU	VU	50,000-60,000	Individuals	3%	Decrease	60
<i>Melanitta fusca</i>	Velvet Scoter	VU	VU	(20,000)	Individuals	5%	Stable	0
<i>Polysticta stelleri</i>	Steller's Eider	Secure	VU	0-10	Individuals	<1%	Stable	0



VELVET SCOTER *Melanitta fusca* © GLYN SELLORS/CC BY-NC-ND

## BREEDING 17 SPECIES

Scientific name	English name	European population status	Global Red List Category	Population size	Units	European population %	Population trend since 2000	
							Direction	Magnitude %
<i>Calidris pugnax</i>	Ruff	Declining	LC	0-5	Males	<1%	Unknown	Unknown
<i>Coracias garrulus</i>	European Roller	Declining	LC	21	Pairs	<1%	Decrease	16-58
<i>Crex crex</i>	Corncrake	Depleted	LC	61,849-187,719	Males	7%	Increase	1-30
<i>Delichon urbicum</i>	Northern House Martin	Declining	LC	95,535-220,679	Pairs	<1%	(Increase)	(1-1,700)
<i>Emberiza calandra</i>	Corn Bunting	Depleted	LC	0-1	Pairs	<1%	(Stable)	(0)
<i>Emberiza citrinella</i>	Yellowhammer	Declining	LC	210,827-365,170	Pairs	1%	Stable	0-30
<i>Emberiza hortulana</i>	Ortolan Bunting	Declining	LC	(144-7,744)	Pairs	<1%	Unknown	Unknown
<i>Lanius collurio</i>	Red-backed Shrike	Depleted	LC	68,240-246,255	Pairs	1%	Stable	0-40
<i>Larus argentatus</i>	European Herring Gull	Declining	LC	2,000-2,500	Pairs	<1%	(Increase)	(34)
<i>Linaria cannabina</i>	Common Linnet	Declining	LC	12,065-42,162	Pairs	<1%	(Stable)	(0-40)
<i>Lullula arborea</i>	Woodlark	Depleted	LC	29,927-88,434	Pairs	2%	Stable	0-33
<i>Muscicapa striata</i>	Spotted Flycatcher	Depleted	LC	76,044-174,992	Pairs	<1%	Stable	0-50
<i>Perdix perdix</i>	Grey Partridge	Declining	LC	443-902	Pairs	<1%	Unknown	Unknown
<i>Regulus regulus</i>	Goldcrest	Declining	LC	218,452-553,300	Pairs	1%	Stable	0-20
<i>Saxicola rubetra</i>	Whinchat	Declining	LC	381,975-698,315	Pairs	6%	Stable	0-20
<i>Serinus serinus</i>	European Serin	Declining	LC	129-308	Pairs	<1%	Unknown	Unknown
<i>Tringa totanus</i>	Common Redshank	Declining	LC	204-520	Pairs	<1%	Unknown	Unknown

## BREEDING 44 SPECIES

Scientific name	English name	European population status	Global Red List Category	Population size	Units	European population %	Population trend since 2000	
							Direction	Magnitude %
<i>Actitis hypoleucos</i>	Common Sandpiper	Declining	LC	(3,197-6,143)	Pairs	<1%	Unknown	Unknown
<i>Alauda arvensis</i>	Eurasian Skylark	Declining	LC	838,951-1,139,904	Pairs	2%	Stable	0-20
<i>Alcedo atthis</i>	Common Kingfisher	VU	LC	616-1,247	Pairs	<1%	Unknown	Unknown
<i>Anas acuta</i>	Northern Pintail	Declining	LC	5-13	Pairs	<1%	Unknown	Unknown
<i>Anthus campestris</i>	Tawny Pipit	Depleted	LC	141-242	Pairs	<1%	Unknown	Unknown
<i>Anthus trivialis</i>	Tree Pipit	Declining	LC	362,621-541,464	Pairs	1%	Decrease	4-41
<i>Apus apus</i>	Common Swift	Declining	LC	(79,622-177,426)	Pairs	<1%	(Fluctuating)	(0-1,400)
<i>Asio flammeus</i>	Short-eared Owl	Depleted	LC	(0-5)	Pairs	<1%	Unknown	Unknown
<i>Athene noctua</i>	Little Owl	Depleted	LC	0	Pairs	0%	n/a	Unknown
<i>Aythya fuligula</i>	Tufted Duck	Declining	LC	800-1,200	Pairs	<1%	Unknown	Unknown
<i>Botaurus stellaris</i>	Eurasian Bittern	Depleted	LC	390-771	Males	1%	Unknown	Unknown
<i>Bubo bubo</i>	Eurasian Eagle-owl	Depleted	LC	30-50	Pairs	<1%	Unknown	Unknown
<i>Calidris alpina</i>	Dunlin	Declining	LC	0-1	Pairs	<1%	Unknown	Unknown
<i>Caprimulgus europaeus</i>	European Nightjar	Depleted	LC	16,000-31,000	Males	3%	Unknown	Unknown
<i>Carpodacus erythrinus</i>	Common Rosefinch	Declining	LC	87,915-306,004	Pairs	2%	Decrease	20-60
<i>Chlidonias niger</i>	Black Tern	Depleted	LC	2,118-3,842	Pairs	3%	Unknown	Unknown
<i>Circus cyaneus</i>	Hen Harrier	NT	LC	(0-5)	Females	<1%	Unknown	Unknown
<i>Coturnix coturnix</i>	Common Quail	Depleted	LC	589-956	Males	<1%	Fluctuating	0-4,000
<i>Falco tinnunculus</i>	Common Kestrel	Declining	LC	128-253	Pairs	<1%	Unknown	Unknown
<i>Fulica atra</i>	Common Coot	NT	LC	(5,000-7,000)	Pairs	<1%	Unknown	Unknown
<i>Galerida cristata</i>	Crested Lark	Declining	LC	15-20	Pairs	<1%	(Increase)	(1,400-1,900)
<i>Gallinago gallinago</i>	Common Snipe	Declining	LC	38,329-72,808	Pairs	1%	Stable	0-30
<i>Gavia arctica</i>	Arctic Loon	Declining	LC	0-1	Pairs	<1%	Unknown	Unknown
<i>Hirundo rustica</i>	Barn Swallow	Declining	LC	177,390-334,513	Pairs	<1%	Increase	20-90
<i>Hydrocoloeus minutus</i>	Little Gull	NT	LC	256-609	Pairs	1%	Unknown	Unknown

Scientific name	English name	European population status	Global Red List Category	Population size	Units	European population %	Population trend since 2000	
							Direction	Magnitude %
<i>Ixobrychus minutus</i>	Common Little Bittern	Depleted	LC	50-75	Pairs	<1%	Unknown	Unknown
<i>Jynx torquilla</i>	Eurasian Wryneck	Depleted	LC	<b>43,414-224,533</b>	Pairs	10%	Increase	150-400
<i>Lagopus lagopus</i>	Willow Grouse	VU	LC	<b>0</b>	Pairs	0%	<b>Stable</b>	<b>0</b>
<i>Lanius excubitor</i>	Great Grey Shrike	Depleted	LC	98-216	Pairs	<1%	Unknown	Unknown
<i>Lyrurus tetrix</i>	Black Grouse	Depleted	LC	5,885-15,196	Males	<1%	(Decrease)	(6-87)
<i>Mergus serrator</i>	Red-breasted Merganser	NT	LC	(0-1)	Pairs	<1%	(Stable)	(0)
<i>Milvus migrans</i>	Black Kite	Depleted	LC	20-40	Pairs	<1%	Unknown	Unknown
<i>Motacilla flava</i>	Western Yellow Wagtail	Declining	LC	28,276-197,393	Pairs	<1%	Decrease	50-90
<i>Oenanthe oenanthe</i>	Northern Wheatear	Depleted	LC	5,580-80,652	Pairs	<1%	(Stable)	(0-30)
<i>Passer domesticus</i>	House Sparrow	Declining	LC	<b>20,932-69,929</b>	Pairs	<1%	Fluctuating	0-230
<i>Passer montanus</i>	Eurasian Tree Sparrow	Depleted	LC	<b>135,396-229,796</b>	Pairs	<1%	<b>Stable</b>	<b>0-70</b>
<i>Phylloscopus trochilus</i>	Willow Warbler	Declining	LC	<b>528,961-885,208</b>	Pairs	<1%	<b>Decrease</b>	<b>17-53</b>
<i>Poecile montanus</i>	Willow Tit	Declining	LC	<b>99,971-186,525</b>	Pairs	<1%	<b>Stable</b>	<b>0-70</b>
<i>Riparia riparia</i>	Collared Sand Martin	Depleted	LC	<b>11,340-19,920</b>	Pairs	<1%	Unknown	Unknown
<i>Spatula querquedula</i>	Garganey	Declining	LC	(100-300)	Pairs	<1%	Unknown	Unknown
<i>Sternula albifrons</i>	Little Tern	Depleted	LC	80-150	Pairs	<1%	Unknown	Unknown
<i>Strix nebulosa</i>	Great Grey Owl	Rare	LC	<b>1</b>	Pairs	<1%	(Stable)	(0)
<i>Sturnus vulgaris</i>	Common Starling	Declining	LC	<b>446,733-626,417</b>	Pairs	1%	<b>Increase</b>	<b>22-146</b>
<i>Tringa glareola</i>	Wood Sandpiper	Depleted	LC	<b>390-872</b>	Pairs	<1%	Unknown	Unknown

## WINTERING 6 SPECIES

Scientific name	English name	European population status	Global Red List Category	Population size	Units	European population %	Population trend since 2000	
							Direction	Magnitude %
<i>Aythya fuligula</i>	Tufted Duck	Declining	LC	10-600	Individuals	<1%	Stable	10-600
<i>Fulica atra</i>	Common Coot	NT	LC	10-2,500	Individuals	<1%	Fluctuating	0
<i>Gavia arctica</i>	Arctic Loon	Declining	LC	100-800	Individuals	2%	(Fluctuating)	(0)
<i>Gavia stellata</i>	Red-throated Loon	Depleted	LC	1,000-2,000	Individuals	3%	(Fluctuating)	(0)
<i>Mergellus albellus</i>	Smew	Depleted	LC	20-200	Individuals	<1%	Stable	0
<i>Mergus serrator</i>	Red-breasted Merganser	NT	LC	50-600	Individuals	<1%	Stable	0



EURASIAN WRYNECK *Jynx torquilla* © MARKUS VARESVUO/AGAMI

# LIECHTENSTEIN

Liechtenstein has a land territory of only **160 km<sup>2</sup>** (less than 0.01% of Europe), yet it holds 134 regularly occurring breeding species – of which 36 (42%) are SPECs – and at least four wintering waterbird species. Due to its small territory, Liechtenstein does not



support more than 1% of the European population of any SPECs, but it does hold small numbers of European Turtle-dove *Streptopelia turtur* (globally Vulnerable), Rock Partridge *Alectoris graeca* and Red Kite *Milvus milvus* (both globally Near Threatened).

[HTTP://DATAZONE.BIRDLIFE.ORG/INFO/EUOREDLIST](http://datazone.birdlife.org/info/euroredlist)

## SPEC

### SPECIES OF GLOBAL CONSERVATION CONCERN

1

#### BREEDING 4 SPECIES

Scientific name	English name	European population status	Global Red List Category	Population size	Units	European population %	Population trend since 2000	
							Direction	Magnitude %
<i>Alectoris graeca</i>	Rock Partridge	NT	NT	(1-4)	Pairs	<1%	(Stable)	(0)
<i>Milvus milvus</i>	Red Kite	NT	NT	1-2	Pairs	<1%	Increase	100
<i>Streptopelia turtur</i>	European Turtle-dove	VU	VU	(0-2)	Pairs	<1%	Unknown	Unknown
<i>Vanellus vanellus</i>	Northern Lapwing	VU	NT	0	Pairs	0%	Decrease	100

## SPEC


### SPECIES OF EUROPEAN CONSERVATION CONCERN CONCENTRATED IN EUROPE

2

#### BREEDING 10 SPECIES

Scientific name	English name	European population status	Global Red List Category	Population size	Units	European population %	Population trend since 2000	
							Direction	Magnitude %
<i>Crex crex</i>	Corncrake	Depleted	LC	1-2	Males	<1%	Fluctuating	100
<i>Delichon urbicum</i>	Northern House Martin	Declining	LC	250-300	Pairs	<1%	Decrease	20-40
<i>Emberiza calandra</i>	Corn Bunting	Depleted	LC	2-3	Pairs	<1%	Decrease	60
<i>Emberiza citrinella</i>	Yellowhammer	Declining	LC	80-120	Pairs	<1%	Stable	0
<i>Lanius collurio</i>	Red-backed Shrike	Depleted	LC	7-10	Pairs	<1%	Decrease	20-30
<i>Linaria cannabina</i>	Common Linnet	Declining	LC	50-80	Pairs	<1%	Stable	0
<i>Muscicapa striata</i>	Spotted Flycatcher	Depleted	LC	150-250	Pairs	<1%	Stable	0
<i>Regulus regulus</i>	Goldcrest	Declining	LC	600-1,000	Pairs	<1%	(Stable)	(0)
<i>Saxicola rubetra</i>	Whinchat	Declining	LC	25-30	Pairs	<1%	Stable	0
<i>Serinus serinus</i>	European Serin	Declining	LC	80-120	Pairs	<1%	Stable	0

NORTHERN LAPWING  
*Vanellus vanellus*




© VICTOR/FLICKR

### BREEDING 22 SPECIES

Scientific name	English name	European population status	Global Red List Category	Population size	Units	European population %	Population trend since 2000	
							Direction	Magnitude %
<i>Alauda arvensis</i>	Eurasian Skylark	Declining	LC	0-2	Pairs	<1%	Decrease	100
<i>Alcedo atthis</i>	Common Kingfisher	VU	LC	4-5	Pairs	<1%	Increase	50-70
<i>Anthus trivialis</i>	Tree Pipit	Declining	LC	40-60	Pairs	<1%	Decrease	20-30
<i>Apus apus</i>	Common Swift	Declining	LC	150-200	Pairs	<1%	Stable	0
<i>Aythya fuligula</i>	Tufted Duck	Declining	LC	0-3	Pairs	<1%	Increase	100-300
<i>Bubo bubo</i>	Eurasian Eagle-owl	Depleted	LC	4-5	Pairs	<1%	Stable	0
<i>Coturnix coturnix</i>	Common Quail	Depleted	LC	3-12	Males	<1%	Fluctuating	250
<i>Falco tinnunculus</i>	Common Kestrel	Declining	LC	15-25	Pairs	<1%	Stable	0
<i>Fulica atra</i>	Common Coot	NT	LC	8-10	Pairs	<1%	Decrease	30-40
<i>Gallinago gallinago</i>	Common Snipe	Declining	LC	0	Pairs	0%	Unknown	Unknown
<i>Hirundo rustica</i>	Barn Swallow	Declining	LC	70-100	Pairs	<1%	Stable	0
<i>Jynx torquilla</i>	Eurasian Wryneck	Depleted	LC	1-3	Pairs	<1%	Decrease	50-100
<i>Lagopus muta</i>	Rock Ptarmigan	NT	LC	20-40	Pairs	<1%	Stable	0
<i>Lyrurus tetrix</i>	Black Grouse	Depleted	LC	30-50	Males	<1%	Decrease	10-20
<i>Milvus migrans</i>	Black Kite	Depleted	LC	3-4	Pairs	<1%	Stable	0
<i>Oenanthe oenanthe</i>	Northern Wheatear	Depleted	LC	3-8	Pairs	<1%	Stable	0
<i>Passer domesticus</i>	House Sparrow	Declining	LC	(1,000-1,500)	Pairs	<1%	(Decrease)	(10-20)
<i>Passer montanus</i>	Eurasian Tree Sparrow	Depleted	LC	(300-500)	Pairs	<1%	(Increase)	(10-20)
<i>Phylloscopus trochilus</i>	Willow Warbler	Declining	LC	30-60	Pairs	<1%	Stable	0
<i>Poecile montanus</i>	Willow Tit	Declining	LC	300-500	Pairs	<1%	Stable	0
<i>Sturnus vulgaris</i>	Common Starling	Declining	LC	300-500	Pairs	<1%	Stable	0
<i>Tyto alba</i>	Common Barn-owl	Depleted	LC	0-1	Pairs	<1%	Unknown	Unknown

### WINTERING 1 SPECIES

Scientific name	English name	European population status	Global Red List Category	Population size	Units	European population %	Population trend since 2000	
							Direction	Magnitude %
<i>Fulica atra</i>	Common Coot	NT	LC	1-12	Individuals	<1%	Fluctuating	0



RED KITE *Milvus milvus* © SHAY CONNOLLY



# LITHUANIA

Lithuania covers **65,286 km<sup>2</sup>** (0.6% of Europe). It holds 214 regularly occurring breeding species, of which 76 (36%) are SPECs, and 13 wintering waterbird species. The country supports 4% of the European wintering population of Velvet Scoter *Melanitta fusca* (Vulnerable in Europe and globally). It also holds significant breeding populations (2-4% of the European populations) of Whinchat *Saxicola rubetra*, Corncrake *Crex*



*crex*, Northern House Martin *Delichon urbicum*, Eurasian Bittern *Botaurus stellaris* and Black Tern *Chlidonias niger*. Lithuania also supports small but significant breeding populations of several species of global conservation concern, including Greater Spotted Eagle *Clanga clanga* (Endangered in Europe and globally Vulnerable) and Aquatic Warbler *Acrocephalus paludicola* (Vulnerable both in Europe and globally).

[HTTP://DATAZONE.BIRDLIFE.ORG/INFO/EUOREDLIST](http://datazone.birdlife.org/info/euroredlist)

## SPEC

## SPECIES OF GLOBAL CONSERVATION CONCERN

1

### BREEDING 14 SPECIES

Scientific name	English name	European population status	Global Red List Category	Population size	Units	European population %	Population trend since 2000	
							Direction	Magnitude %
<i>Acrocephalus paludicola</i>	Aquatic Warbler	VU	VU	<b>60-90</b>	Males	<1%	Decrease	60-80
<i>Anthus pratensis</i>	Meadow Pipit	NT	NT	50,000-100,000	Pairs	<1%	Decrease	10-20
<i>Aythya ferina</i>	Common Pochard	VU	VU	2,500-3,000	Pairs	1%	Decrease	10-30
<i>Aythya nyroca</i>	Ferruginous Duck	Depleted	NT	5-10	Pairs	<1%	Decrease	30-50
<i>Clanga clanga</i>	Greater Spotted Eagle	EN	VU	0-2	Pairs	<1%	Stable	0
<i>Gallinago media</i>	Great Snipe	Declining	NT	100-150	Males	<1%	Decrease	50-70
<i>Haematopus ostralegus</i>	Eurasian Oystercatcher	VU	NT	10-30	Pairs	<1%	Decrease	50-75
<i>Limosa limosa</i>	Black-tailed Godwit	VU	NT	250-350	Pairs	<1%	Decrease	10-20
<i>Milvus milvus</i>	Red Kite	NT	NT	20-35	Pairs	<1%	Increase	1,900-3,400
<i>Numenius arquata</i>	Eurasian Curlew	VU	NT	50-100	Pairs	<1%	Decrease	60-80
<i>Podiceps auritus</i>	Horned Grebe	NT	VU	5-20	Pairs	<1%	Increase	400-1,900
<i>Streptopelia turtur</i>	European Turtle-dove	VU	VU	4,000-7,000	Pairs	<1%	Decrease	5-10
<i>Turdus iliacus</i>	Redwing	NT	NT	25,000-40,000	Pairs	<1%	Stable	0
<i>Vanellus vanellus</i>	Northern Lapwing	VU	NT	12,000-15,000	Pairs	<1%	Decrease	20-30

### WINTERING 3 SPECIES

Scientific name	English name	European population status	Global Red List Category	Population size	Units	European population %	Population trend since 2000	
							Direction	Magnitude %
<i>Clangula hyemalis</i>	Long-tailed Duck	VU	VU	500-1,500	Individuals	<1%	Stable	0
<i>Melanitta fusca</i>	Velvet Scoter	VU	VU	<b>16,800</b>	Individuals	4%	Decrease	20-50
<i>Polysticta stelleri</i>	Steller's Eider	Secure	VU	<b>0-4</b>	Individuals	<1%	<b>Decrease</b>	<b>98-100</b>



MEADOW PIPIT *Anthus pratensis* © COLUM CLARKE

## SPEC

SPECIES OF EUROPEAN CONSERVATION CONCERN  
CONCENTRATED IN EUROPE

2

## BREEDING 18 SPECIES

Scientific name	English name	European population status	Global Red List Category	Population size	Units	European population %	Population trend since 2000	
							Direction	Magnitude %
<i>Calidris pugnax</i>	Ruff	Declining	LC	200-300	Males	<1%	Increase	20-30
<i>Coracias garrulus</i>	European Roller	Declining	LC	10-15	Pairs	<1%	Decrease	80-90
<i>Crex crex</i>	Corncrake	Depleted	LC	23,000-30,000	Males	2%	Stable	0
<i>Delichon urbicum</i>	Northern House Martin	Declining	LC	200,000-400,000	Pairs	2%	Stable	0
<i>Emberiza calandra</i>	Corn Bunting	Depleted	LC	30-50	Pairs	<1%	Stable	0
<i>Emberiza citrinella</i>	Yellowhammer	Declining	LC	200,000-400,000	Pairs	1%	Stable	0
<i>Emberiza hortulana</i>	Ortolan Bunting	Declining	LC	60-100	Pairs	<1%	Decrease	50-70
<i>Lanius collurio</i>	Red-backed Shrike	Depleted	LC	40,000-60,000	Pairs	<1%	Increase	5-10
<i>Lanius minor</i>	Lesser Grey Shrike	Declining	LC	0-5	Pairs	<1%	Decrease	50-100
<i>Larus argentatus</i>	European Herring Gull	Declining	LC	<b>300-400</b>	Pairs	<1%	<b>Increase</b>	<b>2,900-3,900</b>
<i>Linaria cannabina</i>	Common Linnet	Declining	LC	100,000-200,000	Pairs	<1%	Stable	0
<i>Lullula arborea</i>	Woodlark	Depleted	LC	10,000-20,000	Pairs	<1%	Stable	0
<i>Muscicapa striata</i>	Spotted Flycatcher	Depleted	LC	100,000-300,000	Pairs	<1%	Stable	0
<i>Perdix perdix</i>	Grey Partridge	Declining	LC	4,000-7,000	Pairs	<1%	Decrease	30-60
<i>Regulus regulus</i>	Goldcrest	Declining	LC	250,000-500,000	Pairs	1%	Stable	0
<i>Saxicola rubetra</i>	Whinchat	Declining	LC	250,000-400,000	Pairs	4%	Increase	20-40
<i>Serinus serinus</i>	European Serin	Declining	LC	15,000-25,000	Pairs	<1%	Increase	650-1,150
<i>Tringa totanus</i>	Common Redshank	Declining	LC	400-600	Pairs	<1%	Decrease	30-50

## SPEC

SPECIES OF EUROPEAN CONSERVATION CONCERN  
NOT CONCENTRATED IN EUROPE

3

## BREEDING 44 SPECIES

Scientific name	English name	European population status	Global Red List Category	Population size	Units	European population %	Population trend since 2000	
							Direction	Magnitude %
<i>Actitis hypoleucos</i>	Common Sandpiper	Declining	LC	2,000-3,000	Pairs	<1%	Stable	0
<i>Alauda arvensis</i>	Eurasian Skylark	Declining	LC	<b>500,000-1,000,000</b>	Pairs	1%	<b>Decrease</b>	<b>5-15</b>
<i>Alcedo atthis</i>	Common Kingfisher	VU	LC	500-1,000	Pairs	<1%	Decrease	10-30
<i>Anas acuta</i>	Northern Pintail	Declining	LC	10-20	Pairs	<1%	Stable	0
<i>Anthus campestris</i>	Tawny Pipit	Depleted	LC	600-800	Pairs	<1%	Increase	50-100
<i>Anthus trivialis</i>	Tree Pipit	Declining	LC	200,000-400,000	Pairs	<1%	Stable	0
<i>Apus apus</i>	Common Swift	Declining	LC	50,000-100,000	Pairs	<1%	Stable	0
<i>Asio flammeus</i>	Short-eared Owl	Depleted	LC	30-100	Pairs	<1%	Fluctuating	0
<i>Athene noctua</i>	Little Owl	Depleted	LC	1-10	Pairs	<1%	Stable	0
<i>Aythya fuligula</i>	Tufted Duck	Declining	LC	2,000-3,000	Pairs	<1%	Increase	30-100
<i>Botaurus stellaris</i>	Eurasian Bittern	Depleted	LC	1,500-2,000	Males	3%	Increase	80-150
<i>Bubo bubo</i>	Eurasian Eagle-owl	Depleted	LC	20-30	Pairs	<1%	Stable	0
<i>Calidris alpina</i>	Dunlin	Declining	LC	5-10	Pairs	<1%	Decrease	60-80
<i>Caprimulgus europaeus</i>	European Nightjar	Depleted	LC	4,000-6,000	Males	<1%	Stable	0
<i>Carpodacus erythrinus</i>	Common Rosefinch	Declining	LC	30,000-70,000	Pairs	<1%	Stable	0
<i>Chlidonias niger</i>	Black Tern	Depleted	LC	3,000-6,000	Pairs	4%	Increase	10-20
<i>Coturnix coturnix</i>	Common Quail	Depleted	LC	2,000-5,000	Males	<1%	Increase	20-50
<i>Falco tinnunculus</i>	Common Kestrel	Declining	LC	300-400	Pairs	<1%	Increase	50-100
<i>Fulica atra</i>	Common Coot	NT	LC	24,000-36,000	Pairs	2%	Increase	10-20
<i>Galerida cristata</i>	Crested Lark	Declining	LC	(0-2)	Pairs	<1%	(Stable)	(0)

Scientific name	English name	European population status	Global Red List Category	Population size	Units	European population %	Population trend since 2000	
							Direction	Magnitude %
<i>Gallinago gallinago</i>	Common Snipe	Declining	LC	10,000-20,000	Pairs	<1%	Stable	0
<i>Gavia arctica</i>	Arctic Loon	Declining	LC	<b>8-15</b>	Pairs	<1%	Fluctuating	0
<i>Hirundo rustica</i>	Barn Swallow	Declining	LC	150,000-250,000	Pairs	<1%	Decrease	5-10
<i>Hydrocoloeus minutus</i>	Little Gull	NT	LC	50-100	Pairs	<1%	Decrease	70-90
<i>Ixobrychus minutus</i>	Common Little Bittern	Depleted	LC	30-60	Pairs	<1%	Fluctuating	0
<i>Jynx torquilla</i>	Eurasian Wryneck	Depleted	LC	4,000-10,000	Pairs	<1%	Stable	0
<i>Lagopus lagopus</i>	Willow Grouse	VU	LC	0-2	Pairs	<1%	Stable	0
<i>Lanius excubitor</i>	Great Grey Shrike	Depleted	LC	200-300	Pairs	<1%	Increase	20-50
<i>Lyrurus tetrix</i>	Black Grouse	Depleted	LC	1,500-3,000	Males	<1%	Decrease	10-25
<i>Mergus serrator</i>	Red-breasted Merganser	NT	LC	0-5	Pairs	<1%	Stable	0
<i>Milvus migrans</i>	Black Kite	Depleted	LC	40-70	Pairs	<1%	Decrease	20-40
<i>Motacilla flava</i>	Western Yellow Wagtail	Declining	LC	10,000-20,000	Pairs	<1%	Decrease	20-50
<i>Oenanthe oenanthe</i>	Northern Wheatear	Depleted	LC	5,000-10,000	Pairs	<1%	Stable	0
<i>Passer domesticus</i>	House Sparrow	Declining	LC	100,000-200,000	Pairs	<1%	Increase	5-10
<i>Passer montanus</i>	Eurasian Tree Sparrow	Depleted	LC	300,000-500,000	Pairs	1%	<b>Stable</b>	<b>0</b>
<i>Phylloscopus trochilus</i>	Willow Warbler	Declining	LC	100,000-250,000	Pairs	<1%	Stable	0
<i>Poecile montanus</i>	Willow Tit	Declining	LC	50,000-85,000	Pairs	<1%	Stable	0
<i>Riparia riparia</i>	Collared Sand Martin	Depleted	LC	30,000-70,000	Pairs	<1%	Decrease	10-20
<i>Spatula querquedula</i>	Garganey	Declining	LC	1,500-2,000	Pairs	<1%	Decrease	10-30
<i>Sternula albifrons</i>	Little Tern	Depleted	LC	200-300	Pairs	<1%	Stable	0
<i>Strix nebulosa</i>	Great Grey Owl	Rare	LC	(1-3)	Pairs	<1%	Unknown	Unknown
<i>Sturnus vulgaris</i>	Common Starling	Declining	LC	300,000-500,000	Pairs	<1%	<b>Stable</b>	<b>0</b>
<i>Tringa glareola</i>	Wood Sandpiper	Depleted	LC	100-200	Pairs	<1%	Stable	0
<i>Tyto alba</i>	Common Barn-owl	Depleted	LC	30-50	Pairs	<1%	Unknown	Unknown

#### WINTERING 3 SPECIES

Scientific name	English name	European population status	Global Red List Category	Population size	Units	European population %	Population trend since 2000	
							Direction	Magnitude %
<i>Fulica atra</i>	Common Coot	NT	LC	<b>1,100-2,700</b>	Individuals	<1%	Stable	0
<i>Gavia stellata</i>	Red-throated Loon	Depleted	LC	100-300	Individuals	<1%	Stable	0
<i>Mergellus albellus</i>	Smew	Depleted	LC	300-500	Individuals	1%	Fluctuating	0



LITTLE GULL *Hydrocoloeus minutus* © DAVID DILLON

# LUXEMBOURG



Luxembourg covers **2,590 km<sup>2</sup>** (0.02% of Europe). Despite its size, it is home to 129 breeding species, of which 43 (33%) are SPECs, and at least 17 wintering waterbird species. Due to its small territory, Luxembourg does not support more than 1% of the European population of any SPECs, but it

does hold small numbers of European Turtle-dove *Streptopelia turtur* and Common Pochard *Aythya ferina* (both globally Vulnerable), and of Red Kite *Milvus milvus*, Meadow Pipit *Anthus pratensis* and Northern Lapwing *Vanellus vanellus* (all globally Near Threatened).

[HTTP://DATAZONE.BIRDLIFE.ORG/INFO/EUOREDLIST](http://datazone.birdlife.org/info/euroredlist)

## SPEC

### SPECIES OF GLOBAL CONSERVATION CONCERN

1

#### BREEDING 5 SPECIES

Scientific name	English name	European population status	Global Red List Category	Population size	Units	European population %	Population trend since 2000	
							Direction	Magnitude %
<i>Anthus pratensis</i>	Meadow Pipit	NT	NT	150-250	Pairs	<1%	Decrease	60-70
<i>Aythya ferina</i>	Common Pochard	VU	VU	<b>1</b>	Pairs	<1%	<b>Increase</b>	<b>100</b>
<i>Milvus milvus</i>	Red Kite	NT	NT	<b>63-66</b>	Pairs	<1%	<b>Increase</b>	<b>40-60</b>
<i>Streptopelia turtur</i>	European Turtle-dove	VU	VU	150-200	Pairs	<1%	Decrease	0-20
<i>Vanellus vanellus</i>	Northern Lapwing	VU	NT	<b>10-20</b>	Pairs	<1%	<b>Decrease</b>	<b>35-45</b>

#### WINTERING 1 SPECIES

Scientific name	English name	European population status	Global Red List Category	Population size	Units	European population %	Population trend since 2000	
							Direction	Magnitude %
<i>Aythya ferina</i>	Common Pochard	VU	VU	<b>87-108</b>	Individuals	<1%	<b>Stable</b>	<b>0-20</b>

## SPEC

### SPECIES OF EUROPEAN CONSERVATION CONCERN CONCENTRATED IN EUROPE

2

#### BREEDING 12 SPECIES

Scientific name	English name	European population status	Global Red List Category	Population size	Units	European population %	Population trend since 2000	
							Direction	Magnitude %
<i>Crex crex</i>	Corncrake	Depleted	LC	<b>0-10</b>	Males	<1%	<b>Fluctuating</b>	<b>0-500</b>
<i>Delichon urbicum</i>	Northern House Martin	Declining	LC	4,000-6,000	Pairs	<1%	Decrease	10-20
<i>Emberiza calandra</i>	Corn Bunting	Depleted	LC	<b>0-1</b>	Pairs	<1%	Decrease	50-70
<i>Emberiza citrinella</i>	Yellowhammer	Declining	LC	10,000-15,000	Pairs	<1%	(Decrease)	(10-20)
<i>Lanius collurio</i>	Red-backed Shrike	Depleted	LC	1,000-1,500	Pairs	<1%	Decrease	0-10
<i>Linaria cannabina</i>	Common Linnet	Declining	LC	5,000-8,000	Pairs	<1%	(Decrease)	(10-20)
<i>Lullula arborea</i>	Woodlark	Depleted	LC	<b>25-30</b>	Pairs	<1%	Stable	0-10
<i>Muscicapa striata</i>	Spotted Flycatcher	Depleted	LC	500-1,000	Pairs	<1%	Unknown	Unknown
<i>Perdix perdix</i>	Grey Partridge	Declining	LC	<b>30-50</b>	Pairs	<1%	Decrease	20-40
<i>Regulus regulus</i>	Goldcrest	Declining	LC	10,000-12,000	Pairs	<1%	Unknown	Unknown
<i>Saxicola rubetra</i>	Whinchat	Declining	LC	1-5	Pairs	<1%	Decrease	70-80
<i>Serinus serinus</i>	European Serin	Declining	LC	1,000-2,000	Pairs	<1%	(Decrease)	(10-20)

## BREEDING 26 SPECIES

Scientific name	English name	European population status	Global Red List Category	Population size	Units	European population %	Population trend since 2000	
							Direction	Magnitude %
<i>Alauda arvensis</i>	Eurasian Skylark	Declining	LC	6,000-8,000	Pairs	<1%	(Decrease)	(20-40)
<i>Alcedo atthis</i>	Common Kingfisher	VU	LC	50-80	Pairs	<1%	Decrease	0-10
<i>Anthus trivialis</i>	Tree Pipit	Declining	LC	3,000-5,000	Pairs	<1%	Decrease	10-20
<i>Apus apus</i>	Common Swift	Declining	LC	2,000-3,000	Pairs	<1%	Decrease	0-20
<i>Athene noctua</i>	Little Owl	Depleted	LC	<b>12-25</b>	Pairs	<1%	Fluctuating	0-30
<i>Aythya fuligula</i>	Tufted Duck	Declining	LC	<b>5-7</b>	Pairs	<1%	Stable	0-20
<i>Bubo bubo</i>	Eurasian Eagle-owl	Depleted	LC	<b>15-20</b>	Pairs	<1%	<b>Increase</b>	<b>0-20</b>
<i>Caprimulgus europaeus</i>	European Nightjar	Depleted	LC	(0-2)	Males	<1%	(Fluctuating)	(0-100)
<i>Coturnix coturnix</i>	Common Quail	Depleted	LC	(50-100)	Males	<1%	Fluctuating	0-30
<i>Falco tinnunculus</i>	Common Kestrel	Declining	LC	500-700	Pairs	<1%	Stable	0
<i>Fulica atra</i>	Common Coot	NT	LC	80-100	Pairs	<1%	(Increase)	(0-20)
<i>Hirundo rustica</i>	Barn Swallow	Declining	LC	6,000-8,000	Pairs	<1%	Decrease	10-30
<i>Ixobrychus minutus</i>	Common Little Bittern	Depleted	LC	<b>5-7</b>	Pairs	<1%	<b>Increase</b>	<b>100-200</b>
<i>Jynx torquilla</i>	Eurasian Wryneck	Depleted	LC	50-100	Pairs	<1%	Decrease	0-10
<i>Lanius excubitor</i>	Great Grey Shrike	Depleted	LC	<b>30-65</b>	Pairs	<1%	<b>Decrease</b>	<b>30-50</b>
<i>Milvus migrans</i>	Black Kite	Depleted	LC	<b>60-62</b>	Pairs	<1%	<b>Increase</b>	<b>40-60</b>
<i>Motacilla flava</i>	Western Yellow Wagtail	Declining	LC	100-150	Pairs	<1%	Decrease	40-60
<i>Oenanthe oenanthe</i>	Northern Wheatear	Depleted	LC	<b>1-2</b>	Pairs	<1%	Decrease	20-40
<i>Passer domesticus</i>	House Sparrow	Declining	LC	30,000-35,000	Pairs	<1%	(Decrease)	(10-20)
<i>Passer montanus</i>	Eurasian Tree Sparrow	Depleted	LC	4,000-6,000	Pairs	<1%	(Decrease)	(10-20)
<i>Phylloscopus trochilus</i>	Willow Warbler	Declining	LC	8,000-10,000	Pairs	<1%	Unknown	Unknown
<i>Poecile montanus</i>	Willow Tit	Declining	LC	2,000-4,000	Pairs	<1%	(Decrease)	(10-20)
<i>Riparia riparia</i>	Collared Sand Martin	Depleted	LC	110-150	Pairs	<1%	Fluctuating	0-50
<i>Spatula querquedula</i>	Garganey	Declining	LC	<b>0-2</b>	Pairs	<1%	Fluctuating	0-100
<i>Sturnus vulgaris</i>	Common Starling	Declining	LC	30,000-40,000	Pairs	<1%	(Decrease)	(0-10)
<i>Tyto alba</i>	Common Barn-owl	Depleted	LC	150-250	Pairs	<1%	(Fluctuating)	(0-30)

## WINTERING 4 SPECIES

Scientific name	English name	European population status	Global Red List Category	Population size	Units	European population %	Population trend since 2000	
							Direction	Magnitude %
<i>Aythya fuligula</i>	Tufted Duck	Declining	LC	<b>167-202</b>	Individuals	<1%	<b>Stable</b>	<b>0-20</b>
<i>Circus cyaneus</i>	Hen Harrier	NT	LC	10-20	Individuals	<1%	(Fluctuating)	(0)
<i>Fulica atra</i>	Common Coot	NT	LC	500-2,000	Individuals	<1%	Fluctuating	0-50
<i>Mergellus albellus</i>	Smew	Depleted	LC	<b>10-40</b>	Individuals	<1%	Fluctuating	0-30

CORNCRAKE *Crex crex* © FRANCOIS VAN BAUWEL

## MACEDONIA

Macedonia has an area of **25,710 km<sup>2</sup>** (0.2% of Europe) and holds 228 regularly occurring breeding species and wintering populations of at least 36 waterbirds. A third of these species are SPECs. The country holds a relatively high percentage (6%) of the European population of Rock Partridge *Alectoris graeca* (globally Near Threatened). Several rare or threatened birds of prey breed here, albeit in



relatively low numbers, including Eastern Imperial Eagle *Aquila heliaca* (globally Vulnerable), Lanner Falcon *Falco biarmicus* (Endangered in Europe) and Lesser Kestrel *Falco naumanni* (Declining in Europe). Macedonia also holds notable wintering populations of Dalmatian Pelican *Pelecanus crispus* (globally Vulnerable) and Hen Harrier *Circus cyaneus* (Near Threatened in Europe).

[HTTP://DATAZONE.BIRDLIFE.ORG/INFO/EUOREDLIST](http://datazone.birdlife.org/info/euroredlist)

### SPEC

## SPECIES OF GLOBAL CONSERVATION CONCERN

1

### BREEDING 11 SPECIES

Scientific name	English name	European population status	Global Red List Category	Population size	Units	European population %	Population trend since 2000	
							Direction	Magnitude %
<i>Aegypius monachus</i>	Cinereous Vulture	Rare	NT	0	Pairs	0%	n/a	Unknown
<i>Alectoris graeca</i>	Rock Partridge	NT	NT	(2,000-5,000)	Pairs	6%	(Stable)	(0)
<i>Aquila heliaca</i>	Eastern Imperial Eagle	Rare	VU	30-35	Pairs	2%	Stable	0
<i>Aythya ferina</i>	Common Pochard	VU	VU	(0-20)	Pairs	<1%	Unknown	Unknown
<i>Aythya nyroca</i>	Ferruginous Duck	Depleted	NT	50-70	Pairs	<1%	Stable	0
<i>Falco cherrug</i>	Saker Falcon	VU	EN	0-3	Pairs	<1%	Stable	0
<i>Gypaetus barbatus</i>	Bearded Vulture	VU	NT	0	Pairs	0%	n/a	Unknown
<i>Neophron percnopterus</i>	Egyptian Vulture	EN	EN	21-38	Pairs	<1%	Decrease	40-50
<i>Streptopelia turtur</i>	European Turtle-dove	VU	VU	(20,000-60,000)	Pairs	<1%	(Stable)	(0)
<i>Tetrax tetrax</i>	Little Bustard	VU	NT	0	Males	0%	n/a	Unknown
<i>Vanellus vanellus</i>	Northern Lapwing	VU	NT	(50-150)	Pairs	<1%	(Stable)	(0)

### WINTERING 5 SPECIES

Scientific name	English name	European population status	Global Red List Category	Population size	Units	European population %	Population trend since 2000	
							Direction	Magnitude %
<i>Aythya ferina</i>	Common Pochard	VU	VU	300-3,000	Individuals	<1%	Fluctuating	0
<i>Aythya nyroca</i>	Ferruginous Duck	Depleted	NT	0-100	Individuals	<1%	Stable	0
<i>Pelecanus crispus</i>	Dalmatian Pelican	Rare	VU	5-500	Individuals	1%	Stable	0
<i>Podiceps auritus</i>	Horned Grebe	NT	VU	0-5	Individuals	<1%	Stable	0
<i>Vanellus vanellus</i>	Northern Lapwing	VU	NT	(1,500-3,000)	Individuals	<1%	(Stable)	(0)

### SPEC

## SPECIES OF EUROPEAN CONSERVATION CONCERN CONCENTRATED IN EUROPE

2

### BREEDING 21 SPECIES

Scientific name	English name	European population status	Global Red List Category	Population size	Units	European population %	Population trend since 2000	
							Direction	Magnitude %
<i>Accipiter brevipes</i>	Levant Sparrowhawk	Rare	LC	(40-100)	Pairs	1%	Stable	0
<i>Coracias garrulus</i>	European Roller	Declining	LC	100-300	Pairs	<1%	(Decrease)	(10-50)
<i>Crex crex</i>	Corncrake	Depleted	LC	(150-500)	Males	<1%	Unknown	Unknown

Scientific name	English name	European population status	Global Red List Category	Population size	Units	European population %	Population trend since 2000	
							Direction	Magnitude %
<i>Delichon urbicum</i>	Northern House Martin	Declining	LC	(25,000-35,000)	Pairs	<1%	Unknown	Unknown
<i>Emberiza calandra</i>	Corn Bunting	Depleted	LC	(30,000-100,000)	Pairs	<1%	Unknown	Unknown
<i>Emberiza citrinella</i>	Yellowhammer	Declining	LC	(30,000-100,000)	Pairs	<1%	Unknown	Unknown
<i>Emberiza hortulana</i>	Ortolan Bunting	Declining	LC	(3,000-10,000)	Pairs	<1%	Unknown	Unknown
<i>Ficedula semitorquata</i>	Semi-collared Flycatcher	Depleted	LC	(200-1,000)	Pairs	1%	Unknown	Unknown
<i>Lanius collurio</i>	Red-backed Shrike	Depleted	LC	(15,000-50,000)	Pairs	<1%	Unknown	Unknown
<i>Lanius minor</i>	Lesser Grey Shrike	Declining	LC	(2,000-5,000)	Pairs	<1%	Unknown	Unknown
<i>Lanius nubicus</i>	Masked Shrike	Declining	LC	300-500	Pairs	<1%	Increase	≥200
<i>Lanius senator</i>	Woodchat Shrike	Declining	LC	(5,000-15,000)	Pairs	<1%	Unknown	Unknown
<i>Linaria cannabina</i>	Common Linnet	Declining	LC	(5,000-20,000)	Pairs	<1%	Unknown	Unknown
<i>Lullula arborea</i>	Woodlark	Depleted	LC	(5,000-15,000)	Pairs	<1%	Unknown	Unknown
<i>Muscicapa striata</i>	Spotted Flycatcher	Depleted	LC	(1,000-3,000)	Pairs	<1%	Unknown	Unknown
<i>Otus scops</i>	Eurasian Scops-owl	Depleted	LC	(1,800-4,000)	Pairs	<1%	Unknown	Unknown
<i>Perdix perdix</i>	Grey Partridge	Declining	LC	(5,000-10,000)	Pairs	<1%	(Stable)	(0)
<i>Regulus regulus</i>	Goldcrest	Declining	LC	(2,000-10,000)	Pairs	<1%	Unknown	Unknown
<i>Saxicola rubetra</i>	Whinchat	Declining	LC	(1,000-5,000)	Pairs	<1%	Unknown	Unknown
<i>Serinus serinus</i>	European Serin	Declining	LC	(3,000-10,000)	Pairs	<1%	Unknown	Unknown
<i>Tringa totanus</i>	Common Redshank	Declining	LC	(0-10)	Pairs	<1%	Unknown	Unknown

**SPEC**

## SPECIES OF EUROPEAN CONSERVATION CONCERN NOT CONCENTRATED IN EUROPE

**3**

### BREEDING 42 SPECIES

Scientific name	English name	European population status	Global Red List Category	Population size	Units	European population %	Population trend since 2000	
							Direction	Magnitude %
<i>Actitis hypoleucos</i>	Common Sandpiper	Declining	LC	(50-100)	Pairs	<1%	Unknown	Unknown
<i>Alauda arvensis</i>	Eurasian Skylark	Declining	LC	(70,000-200,000)	Pairs	<1%	Unknown	Unknown



LANNER FALCON *Falco biarmicus* © BRYAN BURKE/FICKR CC BY-NC-ND 2.0

# MACEDONIA

HTTP://DATAZONE.BIRDLIFE.ORG/INFO/EUOREDLIST

Scientific name	English name	European population status	Global Red List Category	Population size	Units	European population %	Population trend since 2000	
							Direction	Magnitude %
<i>Alcedo atthis</i>	Common Kingfisher	VU	LC	(20-100)	Pairs	<1%	Unknown	Unknown
<i>Anthus campestris</i>	Tawny Pipit	Depleted	LC	(5,000-20,000)	Pairs	<1%	Unknown	Unknown
<i>Anthus trivialis</i>	Tree Pipit	Declining	LC	(2,000-5,000)	Pairs	<1%	Unknown	Unknown
<i>Apus apus</i>	Common Swift	Declining	LC	(5,000-10,000)	Pairs	<1%	Unknown	Unknown
<i>Aquila fasciata</i>	Bonelli's Eagle	NT	LC	(0-2)	Pairs	<1%	Unknown	Unknown
<i>Ardea purpurea</i>	Purple Heron	Declining	LC	(0-10)	Pairs	<1%	(Stable)	(0)
<i>Ardeola ralloides</i>	Squacco Heron	Depleted	LC	(100-150)	Pairs	<1%	Unknown	Unknown
<i>Asio flammeus</i>	Short-eared Owl	Depleted	LC	(0-5)	Pairs	<1%	Unknown	Unknown
<i>Athene noctua</i>	Little Owl	Depleted	LC	(3,000-7,000)	Pairs	<1%	Unknown	Unknown
<i>Botaurus stellaris</i>	Eurasian Bittern	Depleted	LC	(2-10)	Males	<1%	Unknown	Unknown
<i>Bubo bubo</i>	Eurasian Eagle-owl	Depleted	LC	(100-300)	Pairs	<1%	Unknown	Unknown
<i>Burhinus oediconemus</i>	Eurasian Thick-knee	Depleted	LC	(200-400)	Pairs	<1%	Unknown	Unknown
<i>Calandrella brachydactyla</i>	Greater Short-toed Lark	Depleted	LC	(2,000-10,000)	Pairs	<1%	Unknown	Unknown
<i>Caprimulgus europaeus</i>	European Nightjar	Depleted	LC	(2,000-5,000)	Males	<1%	Unknown	Unknown
<i>Cercotrichas galactotes</i>	Rufous-tailed Scrub-robin	Declining	LC	(20-100)	Pairs	<1%	Unknown	Unknown
<i>Chlidonias niger</i>	Black Tern	Depleted	LC	(0-20)	Pairs	<1%	Unknown	Unknown
<i>Coturnix coturnix</i>	Common Quail	Depleted	LC	(5,000-10,000)	Males	<1%	Unknown	Unknown
<i>Falco biarmicus</i>	Lanner Falcon	EN	LC	<b>25-35</b>	Pairs	5%	<b>Stable</b>	<b>0</b>
<i>Falco naumanni</i>	Lesser Kestrel	Depleted	LC	500-800	Pairs	2%	Decrease	60-80
<i>Falco tinnunculus</i>	Common Kestrel	Declining	LC	(1,500-2,500)	Pairs	<1%	Unknown	Unknown
<i>Fulica atra</i>	Common Coot	NT	LC	(500-1,000)	Pairs	<1%	Unknown	Unknown
<i>Galerida cristata</i>	Crested Lark	Declining	LC	(50,000-150,000)	Pairs	<1%	Unknown	Unknown
<i>Hirundo rustica</i>	Barn Swallow	Declining	LC	(20,000-50,000)	Pairs	<1%	Unknown	Unknown
<i>Ixobrychus minutus</i>	Common Little Bittern	Depleted	LC	(200-300)	Pairs	<1%	(Stable)	(0)
<i>Jynx torquilla</i>	Eurasian Wryneck	Depleted	LC	(500-2,000)	Pairs	<1%	Unknown	Unknown
<i>Melanocorypha calandra</i>	Calandra Lark	Declining	LC	(20,000-50,000)	Pairs	<1%	Unknown	Unknown
<i>Milvus migrans</i>	Black Kite	Depleted	LC	3-10	Pairs	<1%	Stable	0
<i>Monticola saxatilis</i>	Rufous-tailed Rock-thrush	Declining	LC	(1,000-2,500)	Pairs	<1%	Unknown	Unknown
<i>Motacilla flava</i>	Western Yellow Wagtail	Declining	LC	(5,000-15,000)	Pairs	<1%	Unknown	Unknown
<i>Nycticorax nycticorax</i>	Black-crowned Night-heron	Declining	LC	20-40	Pairs	<1%	Stable	0
<i>Oenanthe oenanthe</i>	Northern Wheatear	Depleted	LC	(10,000-30,000)	Pairs	<1%	Unknown	Unknown
<i>Passer domesticus</i>	House Sparrow	Declining	LC	(500,000-1,000,000)	Pairs	<1%	Unknown	Unknown
<i>Passer montanus</i>	Eurasian Tree Sparrow	Depleted	LC	(15,000-40,000)	Pairs	<1%	Unknown	Unknown
<i>Poecile montanus</i>	Willow Tit	Declining	LC	(250-1,000)	Pairs	<1%	Unknown	Unknown
<i>Pyrhocorax pyrrhocorax</i>	Red-billed Chough	Declining	LC	50-75	Pairs	<1%	Stable	0
<i>Riparia riparia</i>	Collared Sand Martin	Depleted	LC	(1,000-5,000)	Pairs	<1%	Unknown	Unknown
<i>Spatula querquedula</i>	Garganey	Declining	LC	(0-10)	Pairs	<1%	Unknown	Unknown
<i>Sternula albifrons</i>	Little Tern	Depleted	LC	15-30	Pairs	<1%	Stable	0
<i>Sturnus vulgaris</i>	Common Starling	Declining	LC	(100,000-500,000)	Pairs	<1%	Unknown	Unknown
<i>Tyto alba</i>	Common Barn-owl	Depleted	LC	(500-1,500)	Pairs	<1%	Unknown	Unknown

## WINTERING 8 SPECIES

Scientific name	English name	European population status	Global Red List Category	Population size	Units	European population %	Population trend since 2000	
							Direction	Magnitude %
<i>Aythya fuligula</i>	Tufted Duck	Declining	LC	200-3,000	Individuals	<1%	Stable	0
<i>Circus cyaneus</i>	Hen Harrier	NT	LC	(100-500)	Individuals	2%	Unknown	Unknown
<i>Fulica atra</i>	Common Coot	NT	LC	15,000-25,000	Individuals	1%	Stable	0
<i>Gallinago gallinago</i>	Common Snipe	Declining	LC	(1,000-5,000)	Individuals	<1%	Unknown	Unknown
<i>Gavia arctica</i>	Arctic Loon	Declining	LC	10-70	Individuals	<1%	Decrease	95-100
<i>Gavia stellata</i>	Red-throated Loon	Depleted	LC	1-5	Individuals	<1%	Stable	0
<i>Mergellus albellus</i>	Smew	Depleted	LC	0-40	Individuals	<1%	Stable	0
<i>Mergus serrator</i>	Red-breasted Merganser	NT	LC	0-5	Individuals	<1%	Stable	0



## MALTA

Malta has a total land area of **320 km<sup>2</sup>** (less than 0.01% of Europe) spread across its archipelago. Only 24 regularly breeding and three wintering waterbird species are known to occur on these small Mediterranean islands. A third of the regularly occurring breeders are SPECs. Malta's bird populations are relatively small in comparison



to other European countries, and most species' populations represent less than 1% of their total in Europe. An exception to this is the globally Vulnerable Yelkouan Shearwater *Puffinus yelkouan*, with 1,660-1,980 pairs (7% of its European population) breeding on the islands.

[HTTP://DATAZONE.BIRDLIFE.ORG/INFO/EUOREDLIST](http://datazone.birdlife.org/info/euroredlist)

### SPEC

## SPECIES OF GLOBAL CONSERVATION CONCERN

1

### BREEDING 1 SPECIES

Scientific name	English name	European population status	Global Red List Category	Population size	Units	European population %	Population trend since 2000	
							Direction	Magnitude %
<i>Puffinus yelkouan</i>	Yelkouan Shearwater	VU	VU	1,660-1,980	Pairs	7%	Increase	20-30

### SPEC

## SPECIES OF EUROPEAN CONSERVATION CONCERN CONCENTRATED IN EUROPE

2

### BREEDING 2 SPECIES

Scientific name	English name	European population status	Global Red List Category	Population size	Units	European population %	Population trend since 2000	
							Direction	Magnitude %
<i>Emberiza calandra</i>	Corn Bunting	Depleted	LC	39-55	Pairs	<1%	Decrease	20-45
<i>Muscicapa striata</i>	Spotted Flycatcher	Depleted	LC	14-15	Pairs	<1%	Increase	110-130



CORN BUNTING *Emberiza calandra* © JOHN CAREY

SPECIES OF EUROPEAN CONSERVATION CONCERN  
NOT CONCENTRATED IN EUROPE

## BREEDING 5 SPECIES

Scientific name	English name	European population status	Global Red List Category	Population size	Units	European population %	Population trend since 2000	
							Direction	Magnitude %
<i>Apus apus</i>	Common Swift	Declining	LC	1-33	Pairs	<1%	Increase	0-3,200
<i>Calandrella brachydactyla</i>	Greater Short-toed Lark	Depleted	LC	2,039-5,728	Pairs	<1%	Increase	580-1,170
<i>Hirundo rustica</i>	Barn Swallow	Declining	LC	2-6	Pairs	<1%	Increase	100-500
<i>Passer montanus</i>	Eurasian Tree Sparrow	Depleted	LC	55-110	Pairs	<1%	Decrease	65-70
<i>Tyto alba</i>	Common Barn-owl	Depleted	LC	0	Pairs	0%	n/a	Unknown

## WINTERING 1 SPECIES

Scientific name	English name	European population status	Global Red List Category	Population size	Units	European population %	Population trend since 2000	
							Direction	Magnitude %
<i>Fulica atra</i>	Common Coot	NT	LC	20-40	Individuals	<1%	Unknown	Unknown

SPOTTED FLYCATCHER *Muscicapa striata* © SHAY CONNOLLY

# MOLDOVA



Moldova covers **33,850 km<sup>2</sup>** (0.3% of Europe) and holds 177 breeding and at least 36 wintering waterbird species. Of its breeding species, 38% (67) are SPECs. Approximately 2% (5-10 pairs) of the European breeding population of Saker Falcon *Falco cherrug* is found here. Some 1,200-1,500 pairs

of the Common Little Bittern *Ixobrychus minutus* (2% of the Depleted European population) breed in the country. Moldova also holds small breeding populations of globally Vulnerable species such as Common Pochard *Aythya ferina* and European Turtle-dove *Streptopelia turtur*.

[HTTP://DATAZONE.BIRDLIFE.ORG/INFO/EUOREDLIST](http://datazone.birdlife.org/info/euroredlist)

## SPEC

## SPECIES OF GLOBAL CONSERVATION CONCERN

1

### BREEDING 13 SPECIES

Scientific name	English name	European population status	Global Red List Category	Population size	Units	European population %	Population trend since 2000	
							Direction	Magnitude %
<i>Anthus pratensis</i>	Meadow Pipit	NT	NT	100-300	Pairs	<1%	Decrease	20-40
<i>Aquila heliaca</i>	Eastern Imperial Eagle	Rare	VU	0	Pairs	0%	Decrease	100
<i>Aythya ferina</i>	Common Pochard	VU	VU	100-120	Pairs	<1%	Decrease	30-40
<i>Aythya nyroca</i>	Ferruginous Duck	Depleted	NT	<b>30-50</b>	Pairs	<1%	Decrease	30-40
<i>Circus macrourus</i>	Pallid Harrier	NT	NT	0	Females	0%	Decrease	100
<i>Clanga clanga</i>	Greater Spotted Eagle	EN	VU	0	Pairs	0%	Unknown	Unknown
<i>Falco cherrug</i>	Saker Falcon	VU	EN	<b>5-10</b>	Pairs	2%	Fluctuating	30-50
<i>Falco vespertinus</i>	Red-footed Falcon	NT	NT	70-90	Pairs	<1%	Stable	0
<i>Milvus milvus</i>	Red Kite	NT	NT	0	Pairs	0%	Unknown	Unknown
<i>Neophron percnopterus</i>	Egyptian Vulture	EN	EN	0	Pairs	0%	Decrease	100
<i>Otis tarda</i>	Great Bustard	Declining	VU	0	Pairs	0%	Unknown	Unknown
<i>Streptopelia turtur</i>	European Turtle-dove	VU	VU	3,000-3,500	Pairs	<1%	Stable	0
<i>Vanellus vanellus</i>	Northern Lapwing	VU	NT	350-500	Pairs	<1%	Fluctuating	0

### WINTERING 6 SPECIES

Scientific name	English name	European population status	Global Red List Category	Population size	Units	European population %	Population trend since 2000	
							Direction	Magnitude %
<i>Anser erythropus</i>	Lesser White-fronted Goose	EN	VU	30-90	Individuals	1%	<b>Fluctuating</b>	<b>0</b>
<i>Aythya ferina</i>	Common Pochard	VU	VU	50-200	Individuals	<1%	Fluctuating	0
<i>Aythya nyroca</i>	Ferruginous Duck	Depleted	NT	Present	Individuals	<1%	Unknown	Unknown
<i>Branta ruficollis</i>	Red-breasted Goose	VU	VU	0-220	Individuals	<1%	Fluctuating	10-30
<i>Melanitta fusca</i>	Velvet Scoter	VU	VU	0	Individuals	0%	Unknown	Unknown
<i>Vanellus vanellus</i>	Northern Lapwing	VU	NT	0	Individuals	0%	Decrease	100



SAKER FALCON *Falco cherrug* © DICK DANIELS

SPECIES OF EUROPEAN CONSERVATION CONCERN  
CONCENTRATED IN EUROPE

BREEDING 15 SPECIES

Scientific name	English name	European population status	Global Red List Category	Population size	Units	European population %	Population trend since 2000	
							Direction	Magnitude %
<i>Coracias garrulus</i>	European Roller	Declining	LC	30-60	Pairs	<1%	Decrease	20-40
<i>Crex crex</i>	Corncrake	Depleted	LC	110-250	Males	<1%	Fluctuating	0
<i>Delichon urbicum</i>	Northern House Martin	Declining	LC	7,000-10,000	Pairs	<1%	Fluctuating	0
<i>Emberiza calandra</i>	Corn Bunting	Depleted	LC	5,000-8,000	Pairs	<1%	Increase	20-30
<i>Emberiza citrinella</i>	Yellowhammer	Declining	LC	30,000-50,000	Pairs	<1%	Stable	0
<i>Emberiza hortulana</i>	Ortolan Bunting	Declining	LC	2,000-3,000	Pairs	<1%	Fluctuating	0
<i>Lanius collurio</i>	Red-backed Shrike	Depleted	LC	<b>40,000-50,000</b>	Pairs	<1%	Stable	0
<i>Lanius minor</i>	Lesser Grey Shrike	Declining	LC	3,000-5,000	Pairs	<1%	Fluctuating	0
<i>Linaria cannabina</i>	Common Linnet	Declining	LC	10,000-15,000	Pairs	<1%	Fluctuating	0
<i>Lullula arborea</i>	Woodlark	Depleted	LC	1,600-2,400	Pairs	<1%	Stable	0
<i>Muscicapa striata</i>	Spotted Flycatcher	Depleted	LC	3,000-5,000	Pairs	<1%	Decrease	5-10
<i>Otus scops</i>	Eurasian Scops-owl	Depleted	LC	100-200	Pairs	<1%	Decrease	5-10
<i>Perdix perdix</i>	Grey Partridge	Declining	LC	6,000-8,000	Pairs	<1%	Increase	50-70
<i>Saxicola rubetra</i>	Whinchat	Declining	LC	500-1,000	Pairs	<1%	Decrease	10-20
<i>Serinus serinus</i>	European Serin	Declining	LC	20-40	Pairs	<1%	Fluctuating	0

SPECIES OF EUROPEAN CONSERVATION CONCERN  
NOT CONCENTRATED IN EUROPE

BREEDING 39 SPECIES

Scientific name	English name	European population status	Global Red List Category	Population size	Units	European population %	Population trend since 2000	
							Direction	Magnitude %
<i>Actitis hypoleucos</i>	Common Sandpiper	Declining	LC	30-50	Pairs	<1%	Decrease	20-30
<i>Alauda arvensis</i>	Eurasian Skylark	Declining	LC	60,000-80,000	Pairs	<1%	Stable	0
<i>Alcedo atthis</i>	Common Kingfisher	VU	LC	300-400	Pairs	<1%	Stable	0
<i>Anthus campestris</i>	Tawny Pipit	Depleted	LC	2,000-3,000	Pairs	<1%	Decrease	20-40
<i>Anthus trivialis</i>	Tree Pipit	Declining	LC	5,000-10,000	Pairs	<1%	Fluctuating	0
<i>Apus apus</i>	Common Swift	Declining	LC	800-1,200	Pairs	<1%	Stable	0
<i>Ardea purpurea</i>	Purple Heron	Declining	LC	30-50	Pairs	<1%	Decrease	40-60
<i>Ardeola ralloides</i>	Squacco Heron	Depleted	LC	20-50	Pairs	<1%	Increase	5-10
<i>Asio flammeus</i>	Short-eared Owl	Depleted	LC	1-5	Pairs	<1%	Decrease	10-20
<i>Athene noctua</i>	Little Owl	Depleted	LC	3,200-4,200	Pairs	<1%	Stable	0
<i>Aythya fuligula</i>	Tufted Duck	Declining	LC	10-20	Pairs	<1%	Decrease	10-20
<i>Botaurus stellaris</i>	Eurasian Bittern	Depleted	LC	30-70	Males	<1%	Stable	0
<i>Bubo bubo</i>	Eurasian Eagle-owl	Depleted	LC	0-5	Pairs	<1%	Decrease	20-40
<i>Caprimulgus europaeus</i>	European Nightjar	Depleted	LC	200-300	Males	<1%	Stable	0
<i>Chlidonias niger</i>	Black Tern	Depleted	LC	200-300	Pairs	<1%	Fluctuating	0
<i>Coturnix coturnix</i>	Common Quail	Depleted	LC	3,500-4,500	Males	<1%	Stable	0
<i>Falco naumanni</i>	Lesser Kestrel	Depleted	LC	0-1	Pairs	<1%	Decrease	50-80
<i>Falco tinnunculus</i>	Common Kestrel	Declining	LC	150-200	Pairs	<1%	Decrease	5-10
<i>Fulica atra</i>	Common Coot	NT	LC	5,000-6,000	Pairs	<1%	Stable	0
<i>Galerida cristata</i>	Crested Lark	Declining	LC	15,000-20,000	Pairs	<1%	Stable	0
<i>Hirundo rustica</i>	Barn Swallow	Declining	LC	15,000-20,000	Pairs	<1%	Fluctuating	0
<i>Ixobrychus minutus</i>	Common Little Bittern	Depleted	LC	1,200-1,500	Pairs	2%	Stable	0
<i>Jynx torquilla</i>	Eurasian Wryneck	Depleted	LC	1,200-2,000	Pairs	<1%	Fluctuating	0

Scientific name	English name	European population status	Global Red List Category	Population size	Units	European population %	Population trend since 2000	
							Direction	Magnitude %
<i>Lanius excubitor</i>	Great Grey Shrike	Depleted	LC	0-2	Pairs	<1%	(Increase)	Unknown
<i>Melanocorypha calandra</i>	Calandra Lark	Declining	LC	1-10	Pairs	<1%	Decrease	30-50
<i>Milvus migrans</i>	Black Kite	Depleted	LC	30-50	Pairs	<1%	Fluctuating	0
<i>Monticola saxatilis</i>	Rufous-tailed Rock-thrush	Declining	LC	1-2	Pairs	<1%	Decrease	30-69
<i>Motacilla flava</i>	Western Yellow Wagtail	Declining	LC	10,000-15,000	Pairs	<1%	Fluctuating	0
<i>Nycticorax nycticorax</i>	Black-crowned Night-heron	Declining	LC	500-900	Pairs	<1%	Fluctuating	0
<i>Oenanthe oenanthe</i>	Northern Wheatear	Depleted	LC	4,000-5,000	Pairs	<1%	Fluctuating	0
<i>Passer domesticus</i>	House Sparrow	Declining	LC	250,000-350,000	Pairs	<1%	Stable	0
<i>Passer montanus</i>	Eurasian Tree Sparrow	Depleted	LC	200,000-300,000	Pairs	<1%	Stable	0
<i>Phylloscopus trochilus</i>	Willow Warbler	Declining	LC	1-10	Pairs	<1%	Decrease	30-50
<i>Riparia riparia</i>	Collared Sand Martin	Depleted	LC	4,000-7,000	Pairs	<1%	Fluctuating	0
<i>Spatula querquedula</i>	Garganey	Declining	LC	100-150	Pairs	<1%	Fluctuating	0
<i>Sturnus vulgaris</i>	Common Starling	Declining	LC	40,000-70,000	Pairs	<1%	Fluctuating	0
<i>Tadorna ferruginea</i>	Ruddy Shelduck	Depleted	LC	0-3	Pairs	<1%	Increase	5-10
<i>Tyto alba</i>	Common Barn-owl	Depleted	LC	1-5	Pairs	<1%	Fluctuating	0
<i>Zapornia pusilla</i>	Baillon's Crake	Rare	LC	Present	Males	Unknown	Unknown	Unknown

#### WINTERING 9 SPECIES

Scientific name	English name	European population status	Global Red List Category	Population size	Units	European population %	Population trend since 2000	
							Direction	Magnitude %
<i>Aythya fuligula</i>	Tufted Duck	Declining	LC	40-240	Individuals	<1%	Fluctuating	0
<i>Aythya marila</i>	Greater Scaup	VU	LC	20-90	Individuals	<1%	Fluctuating	20-30
<i>Circus cyaneus</i>	Hen Harrier	NT	LC	5-10	Individuals	<1%	Decrease	5-20
<i>Fulica atra</i>	Common Coot	NT	LC	500-800	Individuals	<1%	Fluctuating	0
<i>Gallinago gallinago</i>	Common Snipe	Declining	LC	Present	Individuals	<1%	Unknown	Unknown
<i>Gavia arctica</i>	Arctic Loon	Declining	LC	(0)	Individuals	0%	Unknown	Unknown
<i>Gavia stellata</i>	Red-throated Loon	Depleted	LC	(0)	Individuals	0%	Unknown	Unknown
<i>Mergellus albellus</i>	Smew	Depleted	LC	3-15	Individuals	<1%	Fluctuating	0
<i>Mergus serrator</i>	Red-breasted Merganser	NT	LC	20-80	Individuals	<1%	Fluctuating	0



EASTERN IMPERIAL EAGLE *Aquila heliaca* © SVETOSLAV SPASOV/BIRDLIFE BULGARIA

# MONTENEGRO

Montenegro has an area of **13,810 km<sup>2</sup>** (0.1% of Europe). It holds 210 breeding species, of which 68 (2%) are SPECs, and at least 50 wintering waterbird species. Montenegro holds a relatively high percentage (2-3%) of the European breeding populations of Rock Partridge *Alectoris graeca* (1,000-3,000 pairs), Baillon's Crake *Zapornia pusilla* (20-80 pairs) and Levant Sparrowhawk *Accipiter*



*brevipes* (60-100 pairs). Rock Partridge is endemic to Europe and globally Near Threatened, while the latter two are Least Concern globally, but Rare in Europe. Montenegro also holds small breeding and wintering populations of Dalmatian Pelican *Pelecanus crispus* and Common Pochard *Aythya ferina*, as well as 10,000-15,000 breeding pairs of European Turtle-dove *Streptopelia turtur* (all globally Vulnerable).

[HTTP://DATAZONE.BIRDLIFE.ORG/INFO/EUOREDLIST](http://datazone.birdlife.org/info/euroredlist)

## SPEC

### SPECIES OF GLOBAL CONSERVATION CONCERN

1

#### BREEDING 7 SPECIES

Scientific name	English name	European population status	Global Red List Category	Population size	Units	European population %	Population trend since 2000	
							Direction	Magnitude %
<i>Alectoris graeca</i>	Rock Partridge	NT	NT	<b>1,000-1,300</b>	Pairs	2%	<b>Decrease</b>	Unknown
<i>Aythya ferina</i>	Common Pochard	VU	VU	(3-10)	Pairs	<1%	(Decrease)	Unknown
<i>Aythya nyroca</i>	Ferruginous Duck	Depleted	NT	<b>8-20</b>	Pairs	<1%	<b>Decrease</b>	Unknown
<i>Haematopus ostralegus</i>	Eurasian Oystercatcher	VU	NT	2-5	Pairs	<1%	Decrease	Unknown
<i>Neophron percnopterus</i>	Egyptian Vulture	EN	EN	(0)	Pairs	0%	Unknown	Unknown
<i>Pelecanus crispus</i>	Dalmatian Pelican	Rare	VU	<b>20-40</b>	Pairs	<1%	<b>Increase</b>	Unknown
<i>Streptopelia turtur</i>	European Turtle-dove	VU	VU	(10,000-15,000)	Pairs	<1%	Unknown	Unknown

#### WINTERING 6 SPECIES

Scientific name	English name	European population status	Global Red List Category	Population size	Units	European population %	Population trend since 2000	
							Direction	Magnitude %
<i>Aythya ferina</i>	Common Pochard	VU	VU	<b>3,000-20,000</b>	Individuals	1%	<b>Decrease</b>	<b>1-8</b>
<i>Aythya nyroca</i>	Ferruginous Duck	Depleted	NT	20-40	Individuals	1%	Decrease	Unknown
<i>Melanitta fusca</i>	Velvet Scoter	VU	VU	(0-3)	Individuals	<1%	Unknown	Unknown
<i>Numenius arquata</i>	Eurasian Curlew	VU	NT	<b>20-50</b>	Individuals	<1%	<b>Stable</b>	<b>0</b>
<i>Pelecanus crispus</i>	Dalmatian Pelican	Rare	VU	<b>20-140</b>	Individuals	1%	<b>Increase</b>	Unknown
<i>Vanellus vanellus</i>	Northern Lapwing	VU	NT	<b>300-1,300</b>	Individuals	<1%	<b>Decrease</b>	Unknown

## SPEC

### SPECIES OF EUROPEAN CONSERVATION CONCERN CONCENTRATED IN EUROPE

2

#### BREEDING 19 SPECIES

Scientific name	English name	European population status	Global Red List Category	Population size	Units	European population %	Population trend since 2000	
							Direction	Magnitude %
<i>Accipiter brevipes</i>	Levant Sparrowhawk	Rare	LC	60-100	Pairs	2%	Stable	0
<i>Coracias garrulus</i>	European Roller	Declining	LC	<b>15-25</b>	Pairs	<1%	<b>Increase</b>	Unknown
<i>Crex crex</i>	Corncrake	Depleted	LC	(100-150)	Males	<1%	Unknown	Unknown
<i>Delichon urbicum</i>	Northern House Martin	Declining	LC	(30,000-60,000)	Pairs	<1%	Unknown	Unknown
<i>Emberiza calandra</i>	Corn Bunting	Depleted	LC	(3,000-6,000)	Pairs	<1%	Unknown	Unknown
<i>Emberiza citrinella</i>	Yellowhammer	Declining	LC	(7,000-10,000)	Pairs	<1%	Unknown	Unknown

Scientific name	English name	European population status	Global Red List Category	Population size	Units	European population %	Population trend since 2000	
							Direction	Magnitude %
<i>Emberiza hortulana</i>	Ortolan Bunting	Declining	LC	(400-800)	Pairs	<1%	Unknown	Unknown
<i>Lanius collurio</i>	Red-backed Shrike	Depleted	LC	(10,000-20,000)	Pairs	<1%	Unknown	Unknown
<i>Lanius minor</i>	Lesser Grey Shrike	Declining	LC	(20-50)	Pairs	<1%	Unknown	Unknown
<i>Lanius senator</i>	Woodchat Shrike	Declining	LC	(80-150)	Pairs	<1%	Unknown	Unknown
<i>Linaria cannabina</i>	Common Linnet	Declining	LC	(5,000-12,000)	Pairs	<1%	Unknown	Unknown
<i>Lullula arborea</i>	Woodlark	Depleted	LC	(2,000-3,000)	Pairs	<1%	Unknown	Unknown
<i>Muscicapa striata</i>	Spotted Flycatcher	Depleted	LC	(1,000-2,000)	Pairs	<1%	Unknown	Unknown
<i>Otus scops</i>	Eurasian Scops-owl	Depleted	LC	(2,000-3,000)	Pairs	<1%	Unknown	Unknown
<i>Perdix perdix</i>	Grey Partridge	Declining	LC	10-50	Pairs	<1%	Decrease	Unknown
<i>Regulus regulus</i>	Goldcrest	Declining	LC	(4,000-7,000)	Pairs	<1%	Unknown	Unknown
<i>Saxicola rubetra</i>	Whinchat	Declining	LC	(500-800)	Pairs	<1%	Unknown	Unknown
<i>Serinus serinus</i>	European Serin	Declining	LC	(10,000-15,000)	Pairs	<1%	Unknown	Unknown
<i>Tringa totanus</i>	Common Redshank	Declining	LC	<b>30-80</b>	Pairs	<1%	<b>Stable</b>	<b>0</b>

#### WINTERING 1 SPECIES

Scientific name	English name	European population status	Global Red List Category	Population size	Units	European population %	Population trend since 2000	
							Direction	Magnitude %
<i>Tringa totanus</i>	Common Redshank	Declining	LC	600-1,300	Individuals	<1%	Stable	0

**SPEC**

## SPECIES OF EUROPEAN CONSERVATION CONCERN NOT CONCENTRATED IN EUROPE

**3**

#### BREEDING 42 SPECIES

Scientific name	English name	European population status	Global Red List Category	Population size	Units	European population %	Population trend since 2000	
							Direction	Magnitude %
<i>Actitis hypoleucos</i>	Common Sandpiper	Declining	LC	20-100	Pairs	<1%	Unknown	Unknown
<i>Alauda arvensis</i>	Eurasian Skylark	Declining	LC	(40,000-60,000)	Pairs	<1%	Unknown	Unknown



LEVANT SPARROWHAWK *Accipiter brevipes* © DAVID MONTICELLI/AGAMI

# MONTENEGRO

HTTP://DATAZONE.BIRDLIFE.ORG/INFO/EUOREDLIST

Scientific name	English name	European population status	Global Red List Category	Population size	Units	European population %	Population trend since 2000	
							Direction	Magnitude %
<i>Alcedo atthis</i>	Common Kingfisher	VU	LC	200-400	Pairs	<1%	Unknown	Unknown
<i>Anas acuta</i>	Northern Pintail	Declining	LC	0-5	Pairs	<1%	Decrease	Unknown
<i>Anthus campestris</i>	Tawny Pipit	Depleted	LC	(300-500)	Pairs	<1%	Unknown	Unknown
<i>Anthus trivialis</i>	Tree Pipit	Declining	LC	(5,000-15,000)	Pairs	<1%	Unknown	Unknown
<i>Apus apus</i>	Common Swift	Declining	LC	(300-500)	Pairs	<1%	Unknown	Unknown
<i>Aquila fasciata</i>	Bonelli's Eagle	NT	LC	2-5	Pairs	<1%	Unknown	Unknown
<i>Ardea purpurea</i>	Purple Heron	Declining	LC	20-40	Pairs	<1%	Unknown	Unknown
<i>Ardeola ralloides</i>	Squacco Heron	Depleted	LC	<b>350-400</b>	Pairs	2%	<b>Stable</b>	<b>0</b>
<i>Athene noctua</i>	Little Owl	Depleted	LC	(1,000-2,000)	Pairs	<1%	Unknown	Unknown
<i>Aythya fuligula</i>	Tufted Duck	Declining	LC	20-40	Pairs	<1%	Decrease	Unknown
<i>Botaurus stellaris</i>	Eurasian Bittern	Depleted	LC	(50-80)	Males	<1%	Unknown	Unknown
<i>Bubo bubo</i>	Eurasian Eagle-owl	Depleted	LC	(100-200)	Pairs	<1%	Unknown	Unknown
<i>Burhinus oediconemus</i>	Eurasian Thick-knee	Depleted	LC	<b>30-60</b>	Pairs	<1%	<b>Stable</b>	<b>0</b>
<i>Calandrella brachydactyla</i>	Greater Short-toed Lark	Depleted	LC	(400-1,000)	Pairs	<1%	Unknown	Unknown
<i>Caprimulgus europaeus</i>	European Nightjar	Depleted	LC	(1,500-2,500)	Males	<1%	Unknown	Unknown
<i>Cercotrichas galactotes</i>	Rufous-tailed Scrub-robin	Declining	LC	(10-20)	Pairs	<1%	Unknown	Unknown
<i>Charadrius alexandrinus</i>	Kentish Plover	Declining	LC	<b>60-80</b>	Pairs	<1%	<b>Decrease</b>	Unknown
<i>Coturnix coturnix</i>	Common Quail	Depleted	LC	(2,000-3,000)	Males	<1%	(Decrease)	Unknown
<i>Falco biarmicus</i>	Lanner Falcon	EN	LC	2-5	Pairs	<1%	Unknown	Unknown
<i>Falco tinnunculus</i>	Common Kestrel	Declining	LC	400-600	Pairs	<1%	Unknown	Unknown
<i>Fulica atra</i>	Common Coot	NT	LC	3,500-5,000	Pairs	<1%	Decrease	Unknown
<i>Galerida cristata</i>	Crested Lark	Declining	LC	(10,000-13,000)	Pairs	<1%	Unknown	Unknown
<i>Glareola pratincola</i>	Collared Pratincole	Declining	LC	<b>100-120</b>	Pairs	1%	<b>Fluctuating</b>	<b>0</b>
<i>Hirundo rustica</i>	Barn Swallow	Declining	LC	(30,000-40,000)	Pairs	<1%	Unknown	Unknown
<i>Ixobrychus minutus</i>	Common Little Bittern	Depleted	LC	20-40	Pairs	<1%	Unknown	Unknown
<i>Jynx torquilla</i>	Eurasian Wryneck	Depleted	LC	(500-1,000)	Pairs	<1%	Unknown	Unknown
<i>Melanocorypha calandra</i>	Calandra Lark	Declining	LC	400-1,000	Pairs	<1%	Unknown	Unknown
<i>Monticola saxatilis</i>	Rufous-tailed Rock-thrush	Declining	LC	200-400	Pairs	<1%	Unknown	Unknown
<i>Motacilla flava</i>	Western Yellow Wagtail	Declining	LC	1,200-1,500	Pairs	<1%	Unknown	Unknown
<i>Nycticorax nycticorax</i>	Black-crowned Night-heron	Declining	LC	<b>30-60</b>	Pairs	<1%	<b>Stable</b>	<b>0</b>
<i>Oenanthe oenanthe</i>	Northern Wheatear	Depleted	LC	(4,000-6,000)	Pairs	<1%	Unknown	Unknown
<i>Passer domesticus</i>	House Sparrow	Declining	LC	(300,000-600,000)	Pairs	<1%	Unknown	Unknown
<i>Passer montanus</i>	Eurasian Tree Sparrow	Depleted	LC	(15,000-30,000)	Pairs	<1%	Unknown	Unknown
<i>Poecile montanus</i>	Willow Tit	Declining	LC	(2,500-4,000)	Pairs	<1%	Unknown	Unknown
<i>Riparia riparia</i>	Collared Sand Martin	Depleted	LC	200-600	Pairs	<1%	Unknown	Unknown
<i>Spatula querquedula</i>	Garganey	Declining	LC	0-3	Pairs	<1%	Decrease	Unknown
<i>Sternula albifrons</i>	Little Tern	Depleted	LC	90-120	Pairs	<1%	Stable	0
<i>Sturnus vulgaris</i>	Common Starling	Declining	LC	(5,000-15,000)	Pairs	<1%	Unknown	Unknown
<i>Tyto alba</i>	Common Barn-owl	Depleted	LC	(100-200)	Pairs	<1%	Unknown	Unknown
<i>Zapornia pusilla</i>	Baillon's Crane	Rare	LC	<b>20-80</b>	Males	3%	<b>Decrease</b>	Unknown

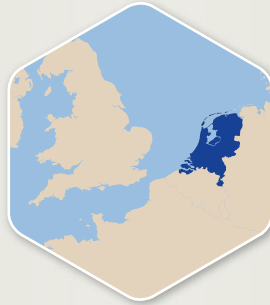
## WINTERING 11 SPECIES

Scientific name	English name	European population status	Global Red List Category	Population size	Units	European population %	Population trend since 2000	
							Direction	Magnitude %
<i>Anas acuta</i>	Northern Pintail	Declining	LC	<b>700-1,800</b>	Individuals	1%	<b>Decrease</b>	Unknown
<i>Aythya fuligula</i>	Tufted Duck	Declining	LC	<b>30-150</b>	Individuals	<1%	<b>Decrease</b>	Unknown
<i>Calidris alpina</i>	Dunlin	Declining	LC	<b>5,000-8,000</b>	Individuals	<1%	<b>Fluctuating</b>	<b>0</b>
<i>Charadrius alexandrinus</i>	Kentish Plover	Declining	LC	30-80	Individuals	<1%	Stable	0
<i>Circus cyaneus</i>	Hen Harrier	NT	LC	3-8	Individuals	<1%	Unknown	Unknown
<i>Fulica atra</i>	Common Coot	NT	LC	<b>20,000-100,000</b>	Individuals	1%	<b>Fluctuating</b>	<b>0</b>
<i>Gallinago gallinago</i>	Common Snipe	Declining	LC	(130-1,300)	Individuals	<1%	Unknown	Unknown
<i>Gavia arctica</i>	Arctic Loon	Declining	LC	<b>1-2</b>	Individuals	<1%	<b>Stable</b>	<b>0</b>
<i>Gavia stellata</i>	Red-throated Loon	Depleted	LC	<b>2-10</b>	Individuals	<1%	<b>Stable</b>	<b>0</b>
<i>Mergellus albellus</i>	Smew	Depleted	LC	<b>2-10</b>	Individuals	<1%	Fluctuating	0
<i>Mergus serrator</i>	Red-breasted Merganser	NT	LC	(0-2)	Individuals	<1%	Unknown	Unknown



# NETHERLANDS

The Netherlands covers **41,540 km<sup>2</sup>** (0.4% of Europe). 186 regularly breeding and at least 54 wintering waterbird species occur, of which 67 (36%) and 23 (42%) respectively are SPECs. The Netherlands is an important country for both breeding and wintering populations of several waterfowl and waders. It supports 10-35% of the European populations of globally Near Threatened species such as Eurasian Oystercatcher *Haematopus*



*ostralegus*, Black-tailed Godwit *Limosa limosa* and Northern Lapwing *Vanellus vanellus*. During winter, the Netherlands holds 30-50% of Europe's Eurasian Curlew *Numenius arquata*, Bar-tailed Godwit *Limosa lapponica* (both globally Near Threatened), Tundra Swan *Cygnus columbianus* (Endangered in Europe) and Greater Scaup *Aythya marila* (Vulnerable in Europe), as well as 23% of Europe's Red-throated Loon *Gavia stellata* (Depleted in Europe).

[HTTP://DATAZONE.BIRDLIFE.ORG/INFO/EUOREDLIST](http://datazone.birdlife.org/info/euroredlist)

**SPEC**

## SPECIES OF GLOBAL CONSERVATION CONCERN

**1**


### BREEDING 8 SPECIES

Scientific name	English name	European population status	Global Red List Category	Population size	Units	European population %	Population trend since 2000	
							Direction	Magnitude %
<i>Anthus pratensis</i>	Meadow Pipit	NT	NT	62,008-77,480	Pairs	<1%	Stable	0
<i>Aythya ferina</i>	Common Pochard	VU	VU	1,307-2,621	Pairs	<1%	Stable	0
<i>Haematopus ostralegus</i>	Eurasian Oystercatcher	VU	NT	<b>65,000-87,000</b>	Pairs	24%	Decrease	32-37
<i>Limosa limosa</i>	Black-tailed Godwit	VU	NT	35,219-59,766	Pairs	37%	Decrease	25-33
<i>Numenius arquata</i>	Eurasian Curlew	VU	NT	4,643-5,949	Pairs	2%	Decrease	12-27
<i>Somateria mollissima</i>	Common Eider	VU	NT	<b>4,300-5,000</b>	Pairs	<1%	Decrease	37-62
<i>Streptopelia turtur</i>	European Turtle-dove	VU	VU	4,763-5,715	Pairs	<1%	Decrease	27-55
<i>Vanellus vanellus</i>	Northern Lapwing	VU	NT	131,655-229,856	Pairs	9%	Decrease	34-41

### WINTERING 12 SPECIES

Scientific name	English name	European population status	Global Red List Category	Population size	Units	European population %	Population trend since 2000	
							Direction	Magnitude %
<i>Anser erythropus</i>	Lesser White-fronted Goose	EN	VU	<b>23-114</b>	Individuals	1%	Fluctuating	0
<i>Aythya ferina</i>	Common Pochard	VU	VU	<b>26,521-49,662</b>	Individuals	5%	Decrease	53-73
<i>Calidris canutus</i>	Red Knot	Secure	NT	<b>51,321-89,006</b>	Individuals	13%	Fluctuating	0
<i>Clangula hyemalis</i>	Long-tailed Duck	VU	VU	(90)	Individuals	<1%	Decrease	40-73
<i>Haematopus ostralegus</i>	Eurasian Oystercatcher	VU	NT	<b>160,387-208,447</b>	Individuals	21%	Decrease	23-40
<i>Limosa lapponica</i>	Bar-tailed Godwit	Secure	NT	<b>37,865-78,398</b>	Individuals	42%	Increase	4-85
<i>Limosa limosa</i>	Black-tailed Godwit	VU	NT	<b>333-581</b>	Individuals	<1%	Fluctuating	0
<i>Melanitta fusca</i>	Velvet Scoter	VU	VU	<b>5-278</b>	Individuals	<1%	Fluctuating	0
<i>Numenius arquata</i>	Eurasian Curlew	VU	NT	<b>143,390-219,237</b>	Individuals	33%	Increase	15-32
<i>Podiceps auritus</i>	Horned Grebe	NT	VU	<b>66-247</b>	Individuals	3%	Increase	17-316
<i>Somateria mollissima</i>	Common Eider	VU	NT	<b>58,853-83,885</b>	Individuals	2%	Decrease	31-56
<i>Vanellus vanellus</i>	Northern Lapwing	VU	NT	76,218-440,157	Individuals	5%	Fluctuating	0

BLACK-TAILED GODWIT  
*Limosa limosa*



© COLUM CLARKE

# NETHERLANDS

HTTP://DATAZONE.BIRDLIFE.ORG/INFO/EUOREDLIST

**SPEC**

## SPECIES OF EUROPEAN CONSERVATION CONCERN CONCENTRATED IN EUROPE

**2**

### BREEDING 16 SPECIES

Scientific name	English name	European population status	Global Red List Category	Population size	Units	European population %	Population trend since 2000	
							Direction	Magnitude %
<i>Calidris pugnax</i>	Ruff	Declining	LC	9-45	Males	<1%	Decrease	53-89
<i>Crex crex</i>	Corncrake	Depleted	LC	<b>65-240</b>	Males	<1%	Decrease	76-84
<i>Delichon urbicum</i>	Northern House Martin	Declining	LC	<b>65,000-92,000</b>	Pairs	<1%	Increase	42-52
<i>Emberiza calandra</i>	Corn Bunting	Depleted	LC	<b>2-12</b>	Pairs	<1%	Decrease	81-99
<i>Emberiza citrinella</i>	Yellowhammer	Declining	LC	24,301-30,929	Pairs	<1%	Increase	6-17
<i>Emberiza hortulana</i>	Ortolan Bunting	Declining	LC	<b>0</b>	Pairs	0%	Decrease	100
<i>Lanius collurio</i>	Red-backed Shrike	Depleted	LC	<b>310-500</b>	Pairs	<1%	Increase	197-316
<i>Larus argentatus</i>	European Herring Gull	Declining	LC	<b>43,000-60,000</b>	Pairs	7%	Decrease	18-34
<i>Linaria cannabina</i>	Common Linnet	Declining	LC	38,837-48,547	Pairs	<1%	Increase	0-19
<i>Lullula arborea</i>	Woodlark	Depleted	LC	4,664-5,597	Pairs	<1%	Stable	0
<i>Muscicapa striata</i>	Spotted Flycatcher	Depleted	LC	18,204-27,306	Pairs	<1%	Stable	0
<i>Perdix perdix</i>	Grey Partridge	Declining	LC	5,838-11,595	Pairs	<1%	Decrease	12-32
<i>Regulus regulus</i>	Goldcrest	Declining	LC	36,824-46,029	Pairs	<1%	Decrease	36-47
<i>Saxicola rubetra</i>	Whinchat	Declining	LC	<b>250-450</b>	Pairs	<1%	Increase	15-118
<i>Serinus serinus</i>	European Serin	Declining	LC	100-140	Pairs	<1%	Decrease	74-89
<i>Tringa totanus</i>	Common Redshank	Declining	LC	15,534-21,845	Pairs	5%	Decrease	20-28

### WINTERING 1 SPECIES

Scientific name	English name	European population status	Global Red List Category	Population size	Units	European population %	Population trend since 2000	
							Direction	Magnitude %
<i>Tringa totanus</i>	Common Redshank	Declining	LC	<b>11,431-13,883</b>	Individuals	7%	Stable	0

**SPEC**

## SPECIES OF EUROPEAN CONSERVATION CONCERN NOT CONCENTRATED IN EUROPE

**3**

### BREEDING 43 SPECIES

Scientific name	English name	European population status	Global Red List Category	Population size	Units	European population %	Population trend since 2000	
							Direction	Magnitude %
<i>Actitis hypoleucos</i>	Common Sandpiper	Declining	LC	15-30	Pairs	<1%	Fluctuating	0
<i>Alauda arvensis</i>	Eurasian Skylark	Declining	LC	28,689-49,344	Pairs	<1%	Decrease	12-21
<i>Alcedo atthis</i>	Common Kingfisher	VU	LC	<b>320-1,050</b>	Pairs	<1%	Decrease	23-38
<i>Anas acuta</i>	Northern Pintail	Declining	LC	8-12	Pairs	<1%	Decrease	25-83
<i>Anthus campestris</i>	Tawny Pipit	Depleted	LC	<b>0</b>	Pairs	0%	Decrease	100
<i>Anthus trivialis</i>	Tree Pipit	Declining	LC	46,211-59,414	Pairs	<1%	Increase	41-56
<i>Apus apus</i>	Common Swift	Declining	LC	(10,000-100,000)	Pairs	<1%	Unknown	Unknown
<i>Ardea purpurea</i>	Purple Heron	Declining	LC	<b>700-810</b>	Pairs	2%	Increase	31-109
<i>Asio flammeus</i>	Short-eared Owl	Depleted	LC	<b>15-35</b>	Pairs	<1%	Fluctuating	0
<i>Athene noctua</i>	Little Owl	Depleted	LC	<b>7,000-9,000</b>	Pairs	<1%	Fluctuating	0
<i>Aythya fuligula</i>	Tufted Duck	Declining	LC	13,846-23,588	Pairs	3%	Increase	22-40
<i>Botaurus stellaris</i>	Eurasian Bittern	Depleted	LC	<b>250-300</b>	Males	<1%	Decrease	12-34
<i>Bubo bubo</i>	Eurasian Eagle-owl	Depleted	LC	<b>6-8</b>	Pairs	<1%	Increase	200-700
<i>Caprimulgus europaeus</i>	European Nightjar	Depleted	LC	2,028-2,345	Males	<1%	Increase	86-133

Scientific name	English name	European population status	Global Red List Category	Population size	Units	European population %	Population trend since 2000	
							Direction	Magnitude %
<i>Charadrius alexandrinus</i>	Kentish Plover	Declining	LC	170-210	Pairs	<1%	Decrease	19-48
<i>Chlidonias niger</i>	Black Tern	Depleted	LC	1,150-1,450	Pairs	1%	Stable	0
<i>Circus cyaneus</i>	Hen Harrier	NT	LC	20-34	Females	<1%	Decrease	70-87
<i>Coturnix coturnix</i>	Common Quail	Depleted	LC	1,284-15,467	Males	<1%	Increase	47-104
<i>Falco tinnunculus</i>	Common Kestrel	Declining	LC	3,460-5,190	Pairs	<1%	Decrease	15-32
<i>Fulica atra</i>	Common Coot	NT	LC	120,343-166,629	Pairs	12%	Decrease	2-15
<i>Galerida cristata</i>	Crested Lark	Declining	LC	2-18	Pairs	<1%	Decrease	39-90
<i>Gallinago gallinago</i>	Common Snipe	Declining	LC	862-1,383	Pairs	<1%	Decrease	21-36
<i>Hirundo rustica</i>	Barn Swallow	Declining	LC	232,000-276,000	Pairs	<1%	Increase	10-60
<i>Hydrocoloeus minutus</i>	Little Gull	NT	LC	1-5	Pairs	<1%	Decrease	1-88
<i>Ixobrychus minutus</i>	Common Little Bittern	Depleted	LC	20-60	Pairs	<1%	Increase	12-193
<i>Jynx torquilla</i>	Eurasian Wryneck	Depleted	LC	30-50	Pairs	<1%	Decrease	0-54
<i>Lanius excubitor</i>	Great Grey Shrike	Depleted	LC	0	Pairs	0%	Decrease	100
<i>Lyrurus tetrix</i>	Black Grouse	Depleted	LC	4-12	Males	<1%	Decrease	5-78
<i>Mergus serrator</i>	Red-breasted Merganser	NT	LC	50-100	Pairs	<1%	Increase	76-213
<i>Motacilla flava</i>	Western Yellow Wagtail	Declining	LC	29,899-60,606	Pairs	<1%	Increase	58-81
<i>Nycticorax nycticorax</i>	Black-crowned Night-heron	Declining	LC	25-45	Pairs	<1%	Increase	10-138
<i>Oenanthe oenanthe</i>	Northern Wheatear	Depleted	LC	220-330	Pairs	<1%	Decrease	10-37
<i>Passer domesticus</i>	House Sparrow	Declining	LC	468,220-936,441	Pairs	<1%	Stable	0
<i>Passer montanus</i>	Eurasian Tree Sparrow	Depleted	LC	33,654-100,962	Pairs	<1%	Decrease	34-53
<i>Phylloscopus trochilus</i>	Willow Warbler	Declining	LC	459,122-561,149	Pairs	<1%	Increase	20-42
<i>Poecile montanus</i>	Willow Tit	Declining	LC	14,847-22,270	Pairs	<1%	Decrease	15-32
<i>Riparia riparia</i>	Collared Sand Martin	Depleted	LC	25,000-38,000	Pairs	<1%	Increase	13-38
<i>Rissa tridactyla</i>	Black-legged Kittiwake	VU	LC	25-100	Pairs	<1%	Increase	733-3,233
<i>Spatula querquedula</i>	Garganey	Declining	LC	577-1,436	Pairs	<1%	Decrease	36-38
<i>Sternula albinors</i>	Little Tern	Depleted	LC	560-850	Pairs	2%	Fluctuating	0
<i>Sturnus vulgaris</i>	Common Starling	Declining	LC	396,226-713,208	Pairs	1%	Stable	0
<i>Tyto alba</i>	Common Barn-owl	Depleted	LC	1,750-3,200	Pairs	1%	Increase	8-16
<i>Zapornia pusilla</i>	Baillon's Crake	Rare	LC	5-20	Males	<1%	Unknown	Unknown

#### WINTERING 10 SPECIES

Scientific name	English name	European population status	Global Red List Category	Population size	Units	European population %	Population trend since 2000	
							Direction	Magnitude %
<i>Anas acuta</i>	Northern Pintail	Declining	LC	12,582-25,654	Individuals	13%	Stable	0
<i>Aythya fuligula</i>	Tufted Duck	Declining	LC	149,485-252,739	Individuals	14%	Decrease	8-41
<i>Aythya marila</i>	Greater Scaup	VU	LC	43,327-99,296	Individuals	34%	Fluctuating	0
<i>Calidris alpina</i>	Dunlin	Declining	LC	158,216-300,789	Individuals	17%	Stable	0
<i>Cygnus columbianus</i>	Tundra Swan	EN	LC	9,628-12,948	Individuals	52%	Decrease	42-59
<i>Fulica atra</i>	Common Coot	NT	LC	378,825-427,655	Individuals	11%	Stable	0
<i>Gavia arctica</i>	Arctic Loon	Declining	LC	(350)	Individuals	3%	Unknown	Unknown
<i>Gavia stellata</i>	Red-throated Loon	Depleted	LC	(10,000)	Individuals	23%	Increase	Unknown
<i>Mergellus albellus</i>	Smew	Depleted	LC	2,639-5,649	Individuals	9%	Fluctuating	0
<i>Mergus serrator</i>	Red-breasted Merganser	NT	LC	5,235-9,787	Individuals	7%	Fluctuating	0



EURASIAN OYSTERCATCHER *Haematopus ostralegus* © JOHN CAREY

## NORWAY

Norway's **385,178 km<sup>2</sup>** (3.4% of Europe) holds 250 breeding species, including 90 (36%) SPECS, and at least 30 wintering waterbirds. Norway is a seabird stronghold, supporting over half of Europe's breeding Thick-billed Murre *Uria lomvia*; and 20-30% of Europe's Atlantic Puffin *Fratercula arctica*, Northern Fulmar *Fulmarus glacialis*, Black-tailed Kittiwake *Rissa tridactyla*, European Shag *Phalacrocorax aristotelis*, Black Guillemot *Cepphus grylle* and European Herring Gull *Larus argentatus*



(all regionally Endangered, Vulnerable or Declining). In winter, it holds most of Europe's Yellow-billed Loon *Gavia adamsii* and a third of its Steller's Eider *Polysticta stelleri* (both of global concern), as well as significant numbers of other seabirds. It also holds a third of Europe's Meadow Pipit *Anthus pratensis* (globally Near Threatened), Gyrfalcon *Falco rusticolus* (Rare in Europe) and Rock Ptarmigan *Lagopus muta* (Near Threatened in Europe).

[HTTP://DATAZONE.BIRDLIFE.ORG/INFO/EUOREDLIST](http://datazone.birdlife.org/info/euroredlist)

### SPEC

## SPECIES OF GLOBAL CONSERVATION CONCERN

1

### BREEDING 20 SPECIES

Scientific name	English name	European population status	Global Red List Category	Population size	Units	European population %	Population trend since 2000	
							Direction	Magnitude %
<i>Alca torda</i>	Razorbill	NT	NT	50,800	Individuals	5%	Unknown	Unknown
<i>Anser erythropus</i>	Lesser White-fronted Goose	EN	VU	<b>20-25</b>	Pairs	11%	<b>Increase</b>	<b>11-39</b>
<i>Anthus pratensis</i>	Meadow Pipit	NT	NT	(3,500,000-4,000,000)	Pairs	31%	Decrease	15-25
<i>Aythya ferina</i>	Common Pochard	VU	VU	(0-15)	Pairs	<1%	Fluctuating	0
<i>Calidris canutus</i>	Red Knot	Secure	NT	<b>0-10</b>	Pairs	<1%	Unknown	Unknown
<i>Clangula hyemalis</i>	Long-tailed Duck	VU	VU	(3,500-8,000)	Pairs	1%	(Decrease)	(0-25)
<i>Emberiza rustica</i>	Rustic Bunting	VU	VU	<b>6-8</b>	Pairs	<1%	<b>Decrease</b>	<b>92-99</b>
<i>Fratercula arctica</i>	Atlantic Puffin	VU	VU	<b>1,620,000</b>	Pairs	31%	<b>Decrease</b>	<b>40</b>
<i>Gallinago media</i>	Great Snipe	Declining	NT	5,000-15,000	Males	9%	Unknown	Unknown
<i>Haematopus ostralegus</i>	Eurasian Oystercatcher	VU	NT	(30,000-40,000)	Pairs	11%	Unknown	Unknown
<i>Hydrobates leucorhous</i>	Leach's Storm-petrel	Secure	VU	(100-1,000)	Pairs	<1%	Unknown	Unknown
<i>Limosa lapponica</i>	Bar-tailed Godwit	Secure	NT	(1,300-1,700)	Pairs	26%	Unknown	Unknown
<i>Limosa limosa</i>	Black-tailed Godwit	VU	NT	29-62	Pairs	<1%	<b>Decrease</b>	<b>0-25</b>
<i>Melanitta fusca</i>	Velvet Scoter	VU	VU	(400-650)	Pairs	<1%	(Decrease)	(15-25)
<i>Numenius arquata</i>	Eurasian Curlew	VU	NT	(2,500-5,000)	Pairs	1%	<b>Decrease</b>	<b>50</b>
<i>Pagophila eburnea</i>	Ivory Gull	Secure	NT	(800-1,500)	Pairs	8%	Unknown	Unknown
<i>Podiceps auritus</i>	Horned Grebe	NT	VU	750-850	Pairs	10%	(Decrease)	(15-50)
<i>Somateria mollissima</i>	Common Eider	VU	NT	<b>170,000-177,500</b>	Pairs	20%	(Decrease)	(0-10)
<i>Turdus iliacus</i>	Redwing	NT	NT	(1,000,000-1,500,000)	Pairs	8%	Decrease	5-10
<i>Vanellus vanellus</i>	Northern Lapwing	VU	NT	(7,500-10,000)	Pairs	<1%	<b>Decrease</b>	<b>50-75</b>

### WINTERING 7 SPECIES

Scientific name	English name	European population status	Global Red List Category	Population size	Units	European population %	Population trend since 2000	
							Direction	Magnitude %
<i>Clangula hyemalis</i>	Long-tailed Duck	VU	VU	40,000-60,000	Individuals	2%	Unknown	Unknown
<i>Gavia adamsii</i>	Yellow-billed Loon	VU	NT	(1,000)	Individuals	99%	Unknown	Unknown
<i>Haematopus ostralegus</i>	Eurasian Oystercatcher	VU	NT	250-350	Individuals	<1%	Unknown	Unknown
<i>Melanitta fusca</i>	Velvet Scoter	VU	VU	20,000-30,000	Individuals	6%	Unknown	Unknown
<i>Podiceps auritus</i>	Horned Grebe	NT	VU	500-1,000	Individuals	17%	Stable	0
<i>Polysticta stelleri</i>	Steller's Eider	Secure	VU	8,000-15,000	Individuals	31%	Unknown	Unknown
<i>Somateria mollissima</i>	Common Eider	VU	NT	250,000-500,000	Individuals	12%	Decrease	0-10

## BREEDING 18 SPECIES

Scientific name	English name	European population status	Global Red List Category	Population size	Units	European population %	Population trend since 2000	
							Direction	Magnitude %
<i>Calidris falcinellus</i>	Broad-billed Sandpiper	Depleted	LC	(185-320)	Pairs	<1%	Unknown	Unknown
<i>Calidris pugnax</i>	Ruff	Declining	LC	1,030-1,710	Males	<1%	Decrease	85-95
<i>Cephus grylle</i>	Black Guillemot	Declining	LC	110,000	Individuals	22%	Unknown	Unknown
<i>Crex crex</i>	Corncrake	Depleted	LC	<b>50-125</b>	Males	<1%	<b>Stable</b>	<b>0</b>
<i>Delichon urbicum</i>	Northern House Martin	Declining	LC	(30,000-80,000)	Pairs	<1%	<b>Decrease</b>	Unknown
<i>Emberiza calandra</i>	Corn Bunting	Depleted	LC	<b>0-1</b>	Pairs	<1%	<b>Fluctuating</b>	<b>0</b>
<i>Emberiza citrinella</i>	Yellowhammer	Declining	LC	(100,000-200,000)	Pairs	<1%	Unknown	Unknown
<i>Emberiza hortulana</i>	Ortolan Bunting	Declining	LC	<b>10-20</b>	Pairs	<1%	<b>Decrease</b>	<b>83-84</b>
<i>Lanius collurio</i>	Red-backed Shrike	Depleted	LC	(790-1,745)	Pairs	<1%	Fluctuating	0
<i>Larus argentatus</i>	European Herring Gull	Declining	LC	233,000	Pairs	31%	<b>Fluctuating</b>	<b>0</b>
<i>Linaria cannabina</i>	Common Linnet	Declining	LC	(10,000-15,000)	Pairs	<1%	(Stable)	(0)
<i>Lullula arborea</i>	Woodlark	Depleted	LC	(110-235)	Pairs	<1%	Decrease	60-95
<i>Muscicapa striata</i>	Spotted Flycatcher	Depleted	LC	(350,000-600,000)	Pairs	2%	Unknown	Unknown
<i>Phalacrocorax aristotelis</i>	European Shag	Declining	LC	<b>19,000</b>	Pairs	25%	<b>Fluctuating</b>	<b>0</b>
<i>Regulus regulus</i>	Goldcrest	Declining	LC	(1,000,000-1,700,000)	Pairs	5%	<b>Stable</b>	<b>0</b>
<i>Saxicola rubetra</i>	Whinchat	Declining	LC	(80,000-150,000)	Pairs	1%	<b>Fluctuating</b>	<b>0</b>
<i>Serinus serinus</i>	European Serin	Declining	LC	<b>0-1</b>	Pairs	<1%	<b>Increase</b>	<b>100</b>
<i>Tringa totanus</i>	Common Redshank	Declining	LC	(25,000-35,000)	Pairs	7%	Unknown	Unknown

## BREEDING 51 SPECIES

Scientific name	English name	European population status	Global Red List Category	Population size	Units	European population %	Population trend since 2000	
							Direction	Magnitude %
<i>Actitis hypoleucos</i>	Common Sandpiper	Declining	LC	(100,000-150,000)	Pairs	11%	Unknown	Unknown
<i>Alauda arvensis</i>	Eurasian Skylark	Declining	LC	110,000-330,000	Pairs	<1%	<b>Decrease</b>	Unknown
<i>Alcedo atthis</i>	Common Kingfisher	VU	LC	<b>0-5</b>	Pairs	<1%	<b>Fluctuating</b>	<b>0</b>
<i>Anas acuta</i>	Northern Pintail	Declining	LC	(200-550)	Pairs	<1%	Unknown	Unknown
<i>Anthus trivialis</i>	Tree Pipit	Declining	LC	(1,000,000-1,700,000)	Pairs	4%	<b>Decrease</b>	<b>0-25</b>

THICK-BILLED MURRE *Uria lomvia* © MARKUS VARESVUO/AGAMIBLACK-LEGGED KITTIWAKE *Rissa tridactyla* © GERRY KERR

# NORWAY

HTTP://DATAZONE.BIRDLIFE.ORG/INFO/EUOREDLIST

Scientific name	English name	European population status	Global Red List Category	Population size	Units	European population %	Population trend since 2000	
							Direction	Magnitude %
<i>Apus apus</i>	Common Swift	Declining	LC	(35,000-75,000)	Pairs	<1%	Unknown	Unknown
<i>Asio flammeus</i>	Short-eared Owl	Depleted	LC	(1,000-10,000)	Pairs	3%	(Fluctuating)	(0)
<i>Aythya fuligula</i>	Tufted Duck	Declining	LC	(6,500-9,000)	Pairs	1%	Stable	0
<i>Aythya marila</i>	Greater Scaup	VU	LC	(150-310)	Pairs	<1%	(Decrease)	(0-50)
<i>Bubo bubo</i>	Eurasian Eagle-owl	Depleted	LC	<b>450-685</b>	Pairs	2%	<b>Decrease</b>	<b>5-20</b>
<i>Bubo scandiacus</i>	Snowy Owl	Rare	LC	0-100	Pairs	<1%	<b>Fluctuating</b>	<b>0</b>
<i>Calidris alpina</i>	Dunlin	Declining	LC	(25,200-35,300)	Pairs	6%	Unknown	Unknown
<i>Caprimulgus europaeus</i>	European Nightjar	Depleted	LC	(720-1,230)	Males	<1%	Unknown	Unknown
<i>Carpodacus erythrinus</i>	Common Rosefinch	Declining	LC	500-1,250	Pairs	<1%	(Decrease)	(5-30)
<i>Circus cyaneus</i>	Hen Harrier	NT	LC	<b>25-140</b>	Females	<1%	<b>Fluctuating</b>	<b>0</b>
<i>Coturnix coturnix</i>	Common Quail	Depleted	LC	120-340	Males	<1%	(Fluctuating)	(0)
<i>Falco rusticolus</i>	Gyrfalcon	Rare	LC	375-650	Pairs	34%	<b>Stable</b>	<b>0</b>
<i>Falco tinnunculus</i>	Common Kestrel	Declining	LC	(2,000-4,000)	Pairs	<1%	<b>Fluctuating</b>	<b>0</b>
<i>Fringilla montifringilla</i>	Brambling	Declining	LC	(500,000-1,000,000)	Pairs	4%	Decrease	5-25
<i>Fulica atra</i>	Common Coot	NT	LC	(200-300)	Pairs	<1%	<b>Stable</b>	<b>0</b>
<i>Fulmarus glacialis</i>	Northern Fulmar	EN	LC	(1,006,000)	Pairs	29%	Unknown	Unknown
<i>Gallinago gallinago</i>	Common Snipe	Declining	LC	(30,000-70,000)	Pairs	1%	<b>Fluctuating</b>	<b>0</b>
<i>Gavia arctica</i>	Arctic Loon	Declining	LC	(1,300-2,400)	Pairs	3%	Stable	50
<i>Gavia immer</i>	Common Loon	VU	LC	(1)	Pairs	<1%	Unknown	Unknown
<i>Gavia stellata</i>	Red-throated Loon	Depleted	LC	(3,000-6,000)	Pairs	7%	Unknown	Unknown
<i>Hirundo rustica</i>	Barn Swallow	Declining	LC	(30,000-50,000)	Pairs	<1%	<b>Stable</b>	<b>0</b>
<i>Hydrocoloeus minutus</i>	Little Gull	NT	LC	(80-160)	Pairs	<1%	Unknown	Unknown
<i>Jynx torquilla</i>	Eurasian Wryneck	Depleted	LC	(1,500-3,000)	Pairs	<1%	Unknown	Unknown
<i>Lagopus lagopus</i>	Willow Grouse	VU	LC	(150,000-250,000)	Pairs	13%	Decrease	55-65
<i>Lagopus muta</i>	Rock Ptarmigan	NT	LC	(101,000-210,000)	Pairs	29%	Decrease	25-50
<i>Lanius excubitor</i>	Great Grey Shrike	Depleted	LC	(1,000-5,000)	Pairs	2%	Fluctuating	0
<i>Lyrurus tetrix</i>	Black Grouse	Depleted	LC	(25,000-30,000)	Males	2%	<b>Decrease</b>	<b>0-25</b>
<i>Mergellus albellus</i>	Smew	Depleted	LC	35-65	Pairs	<1%	<b>Increase</b>	<b>75-550</b>
<i>Mergus serrator</i>	Red-breasted Merganser	NT	LC	(10,000-30,000)	Pairs	19%	Unknown	Unknown
<i>Motacilla flava</i>	Western Yellow Wagtail	Declining	LC	(75,000-150,000)	Pairs	<1%	<b>Stable</b>	<b>0</b>
<i>Oenanthe oenanthe</i>	Northern Wheatear	Depleted	LC	(500,000-1,000,000)	Pairs	8%	Unknown	Unknown
<i>Passer domesticus</i>	House Sparrow	Declining	LC	(125,000-380,000)	Pairs	<1%	Unknown	Unknown
<i>Passer montanus</i>	Eurasian Tree Sparrow	Depleted	LC	(50,000-100,000)	Pairs	<1%	Unknown	Unknown
<i>Phylloscopus trochilus</i>	Willow Warbler	Declining	LC	(6,000,000-9,500,000)	Pairs	10%	Decrease	5-10
<i>Poecile cinctus</i>	Siberian Tit	Declining	LC	2,000	Pairs	<1%	<b>Decrease</b>	<b>10-25</b>
<i>Poecile montanus</i>	Willow Tit	Declining	LC	(500,000-800,000)	Pairs	2%	<b>Stable</b>	<b>0</b>
<i>Riparia riparia</i>	Collared Sand Martin	Depleted	LC	<b>10,000-15,000</b>	Pairs	<1%	<b>Decrease</b>	<b>50-75</b>
<i>Rissa tridactyla</i>	Black-legged Kittiwake	VU	LC	(361,000-431,000)	Pairs	20%	Stable	0
<i>Spatula querquedula</i>	Garganey	Declining	LC	2-48	Pairs	<1%	(Fluctuating)	(0)
<i>Sternula albifrons</i>	Little Tern	Depleted	LC	<b>0</b>	Pairs	0%	Unknown	Unknown
<i>Strix nebulosa</i>	Great Grey Owl	Rare	LC	<b>60-90</b>	Pairs	2%	<b>Fluctuating</b>	<b>≥100</b>
<i>Sturnus vulgaris</i>	Common Starling	Declining	LC	(55,000-220,000)	Pairs	<1%	Unknown	Unknown
<i>Tringa erythropus</i>	Spotted Redshank	Declining	LC	(4,000-5,000)	Pairs	13%	Unknown	Unknown
<i>Tringa glareola</i>	Wood Sandpiper	Depleted	LC	(20,000-35,000)	Pairs	2%	Unknown	Unknown
<i>Uria aalge</i>	Common Murre	NT	LC	-291,000	Individuals	10%	Unknown	Unknown
<i>Uria lomvia</i>	Thick-billed Murre	Declining	LC	(1,600,000-1,700,000)	Individuals	52%	Unknown	Unknown

## WINTERING 6 SPECIES

Scientific name	English name	European population status	Global Red List Category	Population size	Units	European population %	Population trend since 2000	
							Direction	Magnitude %
<i>Aythya fuligula</i>	Tufted Duck	Declining	LC	5,000-7,500	Individuals	<1%	<b>Fluctuating</b>	<b>0</b>
<i>Aythya marila</i>	Greater Scaup	VU	LC	500-1,000	Individuals	<1%	Fluctuating	0
<i>Cygnus columbianus</i>	Tundra Swan	EN	LC	10-30	Individuals	<1%	<b>Fluctuating</b>	<b>0</b>
<i>Gavia immer</i>	Common Loon	VU	LC	1,000-2,000	Individuals	25%	Unknown	Unknown
<i>Mergellus albellus</i>	Smew	Depleted	LC	200-300	Individuals	1%	Unknown	Unknown
<i>Mergus serrator</i>	Red-breasted Merganser	NT	LC	21,000-30,000	Individuals	23%	Unknown	Unknown

# POLAND



Poland has an area of **312,680 km<sup>2</sup>** (2.8% of Europe) and supports breeding populations of 234 regularly occurring species, of which 82 (35%) are SPECs. At least 24 waterbird species winter here. Poland holds the second largest breeding population of Aquatic Warbler *Acrocephalus paludicola* (globally Vulnerable) in the world (after neighbouring Belarus). It holds 10% of Europe's breeding Common Pochard *Aythya ferina* (globally Vulnerable), and significant

breeding populations of passerines such as Eurasian Skylark *Alauda arvensis*, Yellowhammer *Emberiza citrinella*, Whinchat *Saxicola rubetra*, Woodlark *Lullula arborea* and Great Grey Shrike *Lanius excubitor* (all Declining or Depleted in Europe). During winter, it holds more than half of Europe's Velvet Scoter *Melanitta fusca* population, and 15-20% of its Long-tailed Duck *Clangula hyemalis* and Horned Grebe *Podiceps auritus* (all globally Vulnerable).

[HTTP://DATAZONE.BIRDLIFE.ORG/INFO/EUOREDLIST](http://datazone.birdlife.org/info/euroredlist)

## SPEC

## SPECIES OF GLOBAL CONSERVATION CONCERN

1

### BREEDING 15 SPECIES

Scientific name	English name	European population status	Global Red List Category	Population size	Units	European population %	Population trend since 2000	
							Direction	Magnitude %
<i>Acrocephalus paludicola</i>	Aquatic Warbler	VU	VU	3,250	Males	29%	Decrease	4-8
<i>Anthus pratensis</i>	Meadow Pipit	NT	NT	270,000-480,000	Pairs	3%	Decrease	50-60
<i>Aythya ferina</i>	Common Pochard	VU	VU	20,000-30,000	Pairs	10%	Decrease	30-80
<i>Aythya nyroca</i>	Ferruginous Duck	Depleted	NT	100-130	Pairs	<1%	Increase	220-230
<i>Clanga clanga</i>	Greater Spotted Eagle	EN	VU	12-20	Pairs	2%	Stable	0
<i>Gallinago media</i>	Great Snipe	Declining	NT	300-350	Males	<1%	Decrease	60
<i>Haematopus ostralegus</i>	Eurasian Oystercatcher	VU	NT	15-25	Pairs	<1%	Stable	0
<i>Limosa limosa</i>	Black-tailed Godwit	VU	NT	1,500-2,000	Pairs	1%	Decrease	65-70
<i>Milvus milvus</i>	Red Kite	NT	NT	1,500-1,800	Pairs	6%	Increase	73
<i>Numenius arquata</i>	Eurasian Curlew	VU	NT	250-350	Pairs	<1%	Decrease	50-60
<i>Otis tarda</i>	Great Bustard	Declining	VU	0	Males	0%	Unknown	Unknown
<i>Somateria mollissima</i>	Common Eider	VU	NT	0-1	Pairs	<1%	Fluctuating	0
<i>Streptopelia turtur</i>	European Turtle-dove	VU	VU	25,000-49,000	Pairs	<1%	Decrease	25-55
<i>Turdus iliacus</i>	Redwing	NT	NT	150-250	Pairs	<1%	Decrease	60-70
<i>Vanellus vanellus</i>	Northern Lapwing	VU	NT	90,000-120,000	Pairs	5%	Decrease	35-40

### WINTERING 5 SPECIES

Scientific name	English name	European population status	Global Red List Category	Population size	Units	European population %	Population trend since 2000	
							Direction	Magnitude %
<i>Aythya ferina</i>	Common Pochard	VU	VU	1,000-6,000	Individuals	<1%	Unknown	Unknown
<i>Clangula hyemalis</i>	Long-tailed Duck	VU	VU	260,000-550,000	Individuals	19%	Fluctuating	0
<i>Melanitta fusca</i>	Velvet Scoter	VU	VU	200,000-230,000	Individuals	56%	Fluctuating	0
<i>Podiceps auritus</i>	Horned Grebe	NT	VU	550-700	Individuals	15%	Fluctuating	0
<i>Somateria mollissima</i>	Common Eider	VU	NT	600-6,000	Individuals	<1%	Fluctuating	0



EURASIAN SKYLARK *Alauda arvensis* © COLUM CLARKE

## SPEC

SPECIES OF EUROPEAN CONSERVATION CONCERN  
CONCENTRATED IN EUROPE

2

## BREEDING 19 SPECIES

Scientific name	English name	European population status	Global Red List Category	Population size	Units	European population %	Population trend since 2000	
							Direction	Magnitude %
<i>Calidris pugnax</i>	Ruff	Declining	LC	0-2	Males	<1%	Decrease	99-100
<i>Coracias garrulus</i>	European Roller	Declining	LC	25-47	Pairs	<1%	Decrease	50-80
<i>Crex crex</i>	Corncrake	Depleted	LC	30,000-48,000	Males	2%	Stable	0
<i>Delichon urbicum</i>	Northern House Martin	Declining	LC	390,000-550,000	Pairs	3%	Decrease	1-10
<i>Emberiza calandra</i>	Corn Bunting	Depleted	LC	1,600,000-1,900,000	Pairs	7%	Increase	8-20
<i>Emberiza citrinella</i>	Yellowhammer	Declining	LC	3,900,000-4,400,000	Pairs	18%	Decrease	20-30
<i>Emberiza hortulana</i>	Ortolan Bunting	Declining	LC	200,000-300,000	Pairs	5%	Decrease	20-40
<i>Lanius collurio</i>	Red-backed Shrike	Depleted	LC	740,000-1,100,000	Pairs	9%	Stable	0
<i>Lanius minor</i>	Lesser Grey Shrike	Declining	LC	1-3	Pairs	<1%	Decrease	70-80
<i>Lanius senator</i>	Woodchat Shrike	Declining	LC	0	Pairs	0%	Unknown	Unknown
<i>Larus argentatus</i>	European Herring Gull	Declining	LC	2,700-3,000	Pairs	<1%	Increase	100-125
<i>Linaria cannabina</i>	Common Linnet	Declining	LC	830,000-1,100,000	Pairs	4%	Decrease	6-20
<i>Lullula arborea</i>	Woodlark	Depleted	LC	270,000-490,000	Pairs	13%	Increase	14-43
<i>Muscicapa striata</i>	Spotted Flycatcher	Depleted	LC	210,000-380,000	Pairs	2%	Decrease	15-40
<i>Perdix perdix</i>	Grey Partridge	Declining	LC	90,000-350,000	Pairs	9%	Decrease	30-55
<i>Regulus regulus</i>	Goldcrest	Declining	LC	370,000-620,000	Pairs	2%	Decrease	3-30
<i>Saxicola rubetra</i>	Whinchat	Declining	LC	1,000,000-1,500,000	Pairs	15%	Decrease	23-33
<i>Serinus serinus</i>	European Serin	Declining	LC	540,000-690,000	Pairs	2%	Increase	30-70
<i>Tringa totanus</i>	Common Redshank	Declining	LC	1,000-1,500	Pairs	<1%	Decrease	21-91

## SPEC

SPECIES OF EUROPEAN CONSERVATION CONCERN  
NOT CONCENTRATED IN EUROPE

3

## BREEDING 48 SPECIES

Scientific name	English name	European population status	Global Red List Category	Population size	Units	European population %	Population trend since 2000	
							Direction	Magnitude %
<i>Actitis hypoleucos</i>	Common Sandpiper	Declining	LC	1,600-2,200	Pairs	<1%	Unknown	Unknown
<i>Alauda arvensis</i>	Eurasian Skylark	Declining	LC	11,100,000-13,600,000	Pairs	21%	Decrease	3-8
<i>Alcedo atthis</i>	Common Kingfisher	VU	LC	2,500-6,000	Pairs	3%	Decrease	37-90
<i>Anas acuta</i>	Northern Pintail	Declining	LC	0-1	Pairs	<1%	Decrease	90-100
<i>Anthus campestris</i>	Tawny Pipit	Depleted	LC	11,000-26,000	Pairs	1%	Decrease	30-70
<i>Anthus trivialis</i>	Tree Pipit	Declining	LC	910,000-1,100,000	Pairs	3%	Decrease	9-22
<i>Apus apus</i>	Common Swift	Declining	LC	86,000-150,000	Pairs	<1%	Increase	31-106
<i>Ardea purpurea</i>	Purple Heron	Declining	LC	0-1	Pairs	<1%	Fluctuating	0
<i>Asio flammeus</i>	Short-eared Owl	Depleted	LC	0-20	Pairs	<1%	Decrease	80-100
<i>Athene noctua</i>	Little Owl	Depleted	LC	500-1,000	Pairs	<1%	Decrease	50
<i>Aythya fuligula</i>	Tufted Duck	Declining	LC	15,000-25,000	Pairs	3%	Decrease	13-72
<i>Botaurus stellaris</i>	Eurasian Bittern	Depleted	LC	3,300-4,200	Males	7%	Stable	0
<i>Bubo bubo</i>	Eurasian Eagle-owl	Depleted	LC	270-380	Pairs	1%	Increase	40-80
<i>Burhinus oediconemus</i>	Eurasian Thick-knee	Depleted	LC	0	Pairs	0%	n/a	Unknown
<i>Calidris alpina</i>	Dunlin	Declining	LC	0-1	Pairs	<1%	Decrease	95-100
<i>Caprimulgus europaeus</i>	European Nightjar	Depleted	LC	6,000-10,000	Males	<1%	Unknown	Unknown
<i>Carpodacus erythrinus</i>	Common Rosefinch	Declining	LC	19,000-48,000	Pairs	<1%	Stable	0
<i>Charadrius alexandrinus</i>	Kentish Plover	Declining	LC	0-1	Pairs	<1%	Unknown	Unknown
<i>Chlidonias niger</i>	Black Tern	Depleted	LC	2,000-3,000	Pairs	2%	Decrease	40-50



Scientific name	English name	European population status	Global Red List Category	Population size	Units	European population %	Population trend since 2000	
							Direction	Magnitude %
<i>Circus cyaneus</i>	Hen Harrier	NT	LC	0	Females	0%	Unknown	Unknown
<i>Coturnix coturnix</i>	Common Quail	Depleted	LC	85,000-135,000	Males	2%	Decrease	30-50
<i>Falco tinnunculus</i>	Common Kestrel	Declining	LC	4,900-5,100	Pairs	1%	Stable	0
<i>Fulica atra</i>	Common Coot	NT	LC	33,000-57,000	Pairs	4%	Decrease	30-60
<i>Galerida cristata</i>	Crested Lark	Declining	LC	2,500-3,500	Pairs	<1%	Decrease	32
<i>Gallinago gallinago</i>	Common Snipe	Declining	LC	33,000-71,000	Pairs	1%	Increase	17-121
<i>Hirundo rustica</i>	Barn Swallow	Declining	LC	1,600,000-2,200,000	Pairs	5%	Decrease	4-10
<i>Hydrocoloeus minutus</i>	Little Gull	NT	LC	0	Pairs	0%	Unknown	Unknown
<i>Ixobrychus minutus</i>	Common Little Bittern	Depleted	LC	1,000-1,400	Pairs	1%	Increase	40-100
<i>Jynx torquilla</i>	Eurasian Wryneck	Depleted	LC	38,000-64,000	Pairs	5%	Increase	40-160
<i>Lanius excubitor</i>	Great Grey Shrike	Depleted	LC	23,000-49,000	Pairs	31%	Stable	0
<i>Lyrurus tetrix</i>	Black Grouse	Depleted	LC	250-300	Males	<1%	Decrease	70
<i>Mergus serrator</i>	Red-breasted Merganser	NT	LC	0	Pairs	0%	Unknown	Unknown
<i>Milvus migrans</i>	Black Kite	Depleted	LC	500-700	Pairs	<1%	Unknown	Unknown
<i>Monticola saxatilis</i>	Rufous-tailed Rock-thrush	Declining	LC	0	Pairs	0%	Unknown	Unknown
<i>Motacilla flava</i>	Western Yellow Wagtail	Declining	LC	1,400,000-2,000,000	Pairs	13%	Decrease	25-30
<i>Nycticorax nycticorax</i>	Black-crowned Night-heron	Declining	LC	967	Pairs	1%	Increase	150
<i>Oenanthe oenanthe</i>	Northern Wheatear	Depleted	LC	49,000-71,100	Pairs	<1%	Stable	0
<i>Passer domesticus</i>	House Sparrow	Declining	LC	5,700,000-6,900,000	Pairs	4%	Decrease	19-24
<i>Passer montanus</i>	Eurasian Tree Sparrow	Depleted	LC	1,200,000-1,700,000	Pairs	5%	Increase	20-40
<i>Phylloscopus trochilus</i>	Willow Warbler	Declining	LC	3,000,000-3,500,000	Pairs	4%	Increase	45-60
<i>Poecile montanus</i>	Willow Tit	Declining	LC	200,000-320,000	Pairs	<1%	Decrease	30-50
<i>Riparia riparia</i>	Collared Sand Martin	Depleted	LC	(150,000-300,000)	Pairs	4%	Unknown	Unknown
<i>Spatula querquedula</i>	Garganey	Declining	LC	2,000-3,000	Pairs	<1%	Unknown	Unknown
<i>Sterna albinfrons</i>	Little Tern	Depleted	LC	800-1,000	Pairs	2%	Fluctuating	0
<i>Strix nebulosa</i>	Great Grey Owl	Rare	LC	0-8	Pairs	<1%	Increase	300
<i>Sturnus vulgaris</i>	Common Starling	Declining	LC	2,000,000-2,500,000	Pairs	6%	Increase	28-33
<i>Tringa glareola</i>	Wood Sandpiper	Depleted	LC	1-5	Pairs	<1%	Fluctuating	0
<i>Tyto alba</i>	Common Barn-owl	Depleted	LC	1,000-1,500	Pairs	<1%	Decrease	0-25

#### WINTERING 6 SPECIES

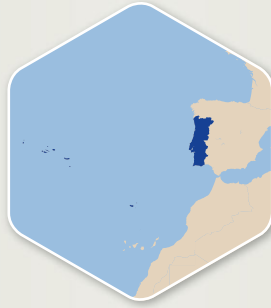
Scientific name	English name	European population status	Global Red List Category	Population size	Units	European population %	Population trend since 2000	
							Direction	Magnitude %
<i>Aythya fuligula</i>	Tufted Duck	Declining	LC	25,000-50,000	Individuals	2%	Unknown	Unknown
<i>Aythya marila</i>	Greater Scaup	VU	LC	5,000-60,000	Individuals	9%	Unknown	Unknown
<i>Fulica atra</i>	Common Coot	NT	LC	10,000-30,000	Individuals	<1%	Unknown	Unknown
<i>Gavia stellata</i>	Red-throated Loon	Depleted	LC	300-400	Individuals	1%	Fluctuating	0
<i>Mergellus albellus</i>	Smew	Depleted	LC	2,000-6,000	Individuals	8%	Unknown	Unknown
<i>Mergus serrator</i>	Red-breasted Merganser	NT	LC	730-1,300	Individuals	1%	Fluctuating	0



GREAT GREY SHRIKE *Lanius excubitor* © JARI PELTOMÄKI/AGAMI

# PORTUGAL

Portugal's **92,225 km<sup>2</sup>** (0.8% of Europe) is home to 213 regularly occurring breeding species and at least 45 wintering waterbirds. 90 (42%) breeders and 16 (36%) wintering species are SPECs. Portugal is very important for species of European conservation concern. This stems partly from the many endemic species occurring on the islands of the Azores and Madeira, such as the rare and globally threatened Azores Bullfinch *Pyrrhula murina*, Monteiro's Storm-petrel *Hydrobates monteiroi*, Desertas Petrel



*Pterodroma deserta* and Zino's Petrel *Pterodroma madeira*. The islands also hold 80-100% of the European populations of various other seabirds, including most of the world's Cory's Shearwaters *Calonectris borealis* (Depleted). Mainland Portugal is also important, holding half of Europe's breeding Black-winged Kite *Elanus caeruleus* (Rare in Europe) and more than 20% of its breeding Dartford Warbler *Sylvia undata* and Little Bustard *Tetrax tetrax* populations (both globally Near Threatened).

## SPEC

## SPECIES OF GLOBAL CONSERVATION CONCERN

1

### BREEDING 16 SPECIES

Scientific name	English name	European population status	Global Red List Category	Population size	Units	European population %	Population trend since 2000	
							Direction	Magnitude %
<i>Aegypius monachus</i>	Cinereous Vulture	Rare	NT	5-8	Pairs	<1%	Increase	50-100
<i>Aquila adalberti</i>	Spanish Imperial Eagle	VU	VU	<b>11-18</b>	Pairs	4%	<b>Increase</b>	<b>1,000-1,700</b>
<i>Aythya ferina</i>	Common Pochard	VU	VU	(7-50)	Pairs	<1%	(Stable)	(0)
<i>Aythya nyroca</i>	Ferruginous Duck	Depleted	NT	0-2	Pairs	<1%	Unknown	Unknown
<i>Hydrobates monteiroi</i>	Monteiro's Storm-petrel	VU	VU	250-300	Pairs	100%	Increase	14-17
<i>Milvus milvus</i>	Red Kite	NT	NT	50-100	Pairs	<1%	(Decrease)	(33-66)
<i>Neophron percnopterus</i>	Egyptian Vulture	EN	EN	50-100	Pairs	2%	Decrease	5-10
<i>Otis tarda</i>	Great Bustard	Declining	VU	<b>701</b>	Males	4%	<b>Increase</b>	<b>30-40</b>
<i>Picus sharpei</i>	Iberian Green Woodpecker	NT	NT	10,000-50,000	Pairs	7%	Unknown	Unknown
<i>Pterodroma deserta</i>	Desertas Petrel	VU	VU	160-180	Pairs	100%	<b>Stable</b>	<b>0</b>
<i>Pterodroma madeira</i>	Zino's Petrel	EN	EN	65-80	Pairs	100%	<b>Increase</b>	<b>100-117</b>
<i>Pyrrhula murina</i>	Azores Bullfinch	VU	VU	227-761	Pairs	100%	Stable	0
<i>Streptopelia turtur</i>	European Turtle-dove	VU	VU	(10,000-50,000)	Pairs	<1%	Decrease	39-59
<i>Sylvia undata</i>	Dartford Warbler	NT	NT	100,000-500,000	Pairs	23%	(Increase)	(100-300)
<i>Tetrax tetrax</i>	Little Bustard	VU	NT	13,250-21,771	Males	20%	Unknown	Unknown
<i>Vanellus vanellus</i>	Northern Lapwing	VU	NT	10-100	Pairs	<1%	Unknown	Unknown

### WINTERING 7 SPECIES

Scientific name	English name	European population status	Global Red List Category	Population size	Units	European population %	Population trend since 2000	
							Direction	Magnitude %
<i>Aythya ferina</i>	Common Pochard	VU	VU	(592)	Individuals	<1%	<b>Fluctuating</b>	<b>0</b>
<i>Calidris canutus</i>	Red Knot	Secure	NT	<b>1,122</b>	Individuals	<1%	<b>Stable</b>	<b>0</b>
<i>Calidris ferruginea</i>	Curlew Sandpiper	VU	NT	<b>397</b>	Individuals	30%	<b>Stable</b>	<b>0</b>
<i>Haematopus ostralegus</i>	Eurasian Oystercatcher	VU	NT	800-1,000	Individuals	<1%	Stable	0
<i>Limosa lapponica</i>	Bar-tailed Godwit	Secure	NT	<b>2,513</b>	Individuals	2%	<b>Fluctuating</b>	<b>0</b>
<i>Limosa limosa</i>	Black-tailed Godwit	VU	NT	<b>13,400</b>	Individuals	9%	<b>Stable</b>	<b>0</b>
<i>Numenius arquata</i>	Eurasian Curlew	VU	NT	<b>1,218</b>	Individuals	<1%	<b>Fluctuating</b>	<b>0</b>

ZINO'S PETREL  
*Pterodroma madeira*  
© FILIPE VIVEIROS



AZORES BULLFINCH  
*Pyrrhula murina*  
© Public domain



## BREEDING 20 SPECIES

Scientific name	English name	European population status	Global Red List Category	Population size	Units	European population %	Population trend since 2000	
							Direction	Magnitude %
<i>Alectoris rufa</i>	Red-legged Partridge	Declining	LC	501,000-1,005,000	Pairs	12%	Stable	0
<i>Calonectris borealis</i>	Cory's Shearwater	Depleted	LC	221,844-222,734	Pairs	88%	Decrease	0-2
<i>Columba trocaz</i>	Madeira Laurel-pigeon	Rare	LC	<b>10,000-14,000</b>	Individuals	100%	<b>Fluctuating</b>	<b>70-120</b>
<i>Coracias garrulus</i>	European Roller	Declining	LC	64-100	Pairs	<1%	Decrease	Unknown
<i>Delichon urbicum</i>	Northern House Martin	Declining	LC	500,000-1,000,000	Pairs	4%	Increase	48-124
<i>Emberiza calandra</i>	Corn Bunting	Depleted	LC	500,000-1,000,000	Pairs	3%	Stable	0
<i>Emberiza citrinella</i>	Yellowhammer	Declining	LC	(100-500)	Pairs	<1%	Unknown	Unknown
<i>Emberiza hortulana</i>	Ortolan Bunting	Declining	LC	(1,000-5,000)	Pairs	<1%	Unknown	Unknown
<i>Lanius collurio</i>	Red-backed Shrike	Depleted	LC	(100-500)	Pairs	<1%	Unknown	Unknown
<i>Lanius meridionalis</i>	Iberian Grey Shrike	VU	LC	10,000-50,000	Pairs	5%	Decrease	13-39
<i>Lanius senator</i>	Woodchat Shrike	Declining	LC	10,000-50,000	Pairs	<1%	Decrease	29-47
<i>Linaria cannabina</i>	Common Linnet	Declining	LC	500,000-1,000,000	Pairs	3%	Unknown	Unknown
<i>Lullula arborea</i>	Woodlark	Depleted	LC	100,000-500,000	Pairs	8%	Stable	0
<i>Muscicapa striata</i>	Spotted Flycatcher	Depleted	LC	(500-1,000)	Pairs	<1%	Unknown	Unknown
<i>Otus scops</i>	Eurasian Scops-owl	Depleted	LC	3,500-7,700	Pairs	2%	(Stable)	(0)
<i>Phalacrocorax aristotelis</i>	European Shag	Declining	LC	<b>132-142</b>	Pairs	<1%	<b>Stable</b>	<b>0</b>
<i>Regulus regulus</i>	Goldcrest	Declining	LC	(11,121-199,600)	Pairs	<1%	Unknown	Unknown
<i>Saxicola rubetra</i>	Whinchat	Declining	LC	(50-100)	Pairs	<1%	Unknown	Unknown
<i>Serinus serinus</i>	European Serin	Declining	LC	1,000,000-5,000,000	Pairs	9%	Decrease	15-25
<i>Tringa totanus</i>	Common Redshank	Declining	LC	1-50	Pairs	<1%	Unknown	Unknown

## WINTERING 1 SPECIES

Scientific name	English name	European population status	Global Red List Category	Population size	Units	European population %	Population trend since 2000	
							Direction	Magnitude %
<i>Tringa totanus</i>	Common Redshank	Declining	LC	<b>3,321</b>	Individuals	2%	<b>Fluctuating</b>	<b>0</b>

## BREEDING 54 SPECIES

Scientific name	English name	European population status	Global Red List Category	Population size	Units	European population %	Population trend since 2000	
							Direction	Magnitude %
<i>Actitis hypoleucos</i>	Common Sandpiper	Declining	LC	500-1,000	Pairs	<1%	Unknown	Unknown
<i>Alauda arvensis</i>	Eurasian Skylark	Declining	LC	100,000-500,000	Pairs	<1%	Unknown	Unknown
<i>Alaudala rufescens</i>	Lesser Short-toed Lark	Declining	LC	25-50	Pairs	<1%	Decrease	30-60
<i>Alcedo atthis</i>	Common Kingfisher	VU	LC	(1,000-5,000)	Pairs	2%	Unknown	Unknown
<i>Anthus campestris</i>	Tawny Pipit	Depleted	LC	(5,000-10,000)	Pairs	<1%	Unknown	Unknown
<i>Anthus trivialis</i>	Tree Pipit	Declining	LC	(500-1,000)	Pairs	<1%	Unknown	Unknown
<i>Apus apus</i>	Common Swift	Declining	LC	Present	Pairs	Unknown	Unknown	Unknown
<i>Aquila fasciata</i>	Bonelli's Eagle	NT	LC	<b>128-150</b>	Pairs	12%	<b>Increase</b>	<b>40-50</b>
<i>Ardea purpurea</i>	Purple Heron	Declining	LC	<b>800-1,000</b>	Pairs	2%	<b>Increase</b>	<b>60-150</b>
<i>Ardeola ralloides</i>	Squacco Heron	Depleted	LC	5-15	Pairs	<1%	Stable	0
<i>Athene noctua</i>	Little Owl	Depleted	LC	58,000-137,000	Pairs	10%	<b>Fluctuating</b>	<b>0</b>
<i>Botaurus stellaris</i>	Eurasian Bittern	Depleted	LC	1-5	Males	<1%	<b>Stable</b>	<b>0</b>
<i>Bubo bubo</i>	Eurasian Eagle-owl	Depleted	LC	380-580	Pairs	2%	(Stable)	(0)
<i>Bulweria bulwerii</i>	Bulwer's Petrel	Rare	LC	(5,050-5,070)	Pairs	83%	Unknown	Unknown

# PORTUGAL

HTTP://DATAZONE.BIRDLIFE.ORG/INFO/EUOREDLIST

Scientific name	English name	European population status	Global Red List Category	Population size	Units	European population %	Population trend since 2000	
							Direction	Magnitude %
<i>Burhinus oedicanus</i>	Eurasian Thick-knee	Depleted	LC	(1,000-5,000)	Pairs	3%	Unknown	Unknown
<i>Calandrella brachydactyla</i>	Greater Short-toed Lark	Depleted	LC	10,000-50,000	Pairs	<1%	Unknown	Unknown
<i>Caprimulgus europaeus</i>	European Nightjar	Depleted	LC	1,500-9,000	Males	<1%	Unknown	Unknown
<i>Cercotrichas galactotes</i>	Rufous-tailed Scrub-robin	Declining	LC	(500-1,000)	Pairs	<1%	Unknown	Unknown
<i>Charadrius alexandrinus</i>	Kentish Plover	Declining	LC	(1,000-5,050)	Pairs	8%	Unknown	Unknown
<i>Circus cyaneus</i>	Hen Harrier	NT	LC	(10-50)	Females	<1%	(Increase)	Unknown
<i>Coturnix coturnix</i>	Common Quail	Depleted	LC	111,500-522,000	Males	5%	Stable	0
<i>Elanus caeruleus</i>	Black-winged Kite	Rare	LC	500-1,500	Pairs	50%	Fluctuating	0
<i>Falco naumanni</i>	Lesser Kestrel	Depleted	LC	<b>480-484</b>	Pairs	1%	Increase	60-70
<i>Falco tinnunculus</i>	Common Kestrel	Declining	LC	2,500-7,500	Pairs	<1%	Unknown	Unknown
<i>Fulica atra</i>	Common Coot	NT	LC	Present	Pairs	Unknown	(Increase)	Unknown
<i>Galerida cristata</i>	Crested Lark	Declining	LC	100,000-500,000	Pairs	1%	Increase	41-87
<i>Gallinago gallinago</i>	Common Snipe	Declining	LC	370-460	Pairs	<1%	Unknown	Unknown
<i>Gelochelidon nilotica</i>	Common Gull-billed Tern	Depleted	LC	1,000-2,000	Pairs	8%	Increase	Unknown
<i>Glareola pratincola</i>	Collared Pratincole	Declining	LC	500-1,000	Pairs	7%	Increase	20-50
<i>Hirundo rustica</i>	Barn Swallow	Declining	LC	100,000-500,000	Pairs	<1%	Increase	16-42
<i>Hydrobates castro</i>	Band-rumped Storm-petrel	Rare	LC	(6,017-6,250)	Pairs	91%	Unknown	Unknown
<i>Ixobrychus minutus</i>	Common Little Bittern	Depleted	LC	(100-500)	Pairs	<1%	Decrease	Unknown
<i>Jynx torquilla</i>	Eurasian Wryneck	Depleted	LC	(1,000-5,000)	Pairs	<1%	Unknown	Unknown
<i>Melanocorypha calandra</i>	Calandra Lark	Declining	LC	5,000-10,000	Pairs	<1%	(Decrease)	(52-90)
<i>Milvus migrans</i>	Black Kite	Depleted	LC	(1,000-2,000)	Pairs	2%	Unknown	Unknown
<i>Monticola saxatilis</i>	Rufous-tailed Rock-thrush	Declining	LC	(100-500)	Pairs	<1%	Unknown	Unknown
<i>Motacilla flava</i>	Western Yellow Wagtail	Declining	LC	1,000-5,000	Pairs	<1%	(Increase)	(80-280)
<i>Nycticorax nycticorax</i>	Black-crowned Night-heron	Declining	LC	160-200	Pairs	<1%	Decrease	30-70
<i>Oenanthe leucura</i>	Black Wheatear	VU	LC	(100-500)	Pairs	3%	Unknown	Unknown
<i>Oenanthe oenanthe</i>	Northern Wheatear	Depleted	LC	(5,000-10,000)	Pairs	<1%	Unknown	Unknown
<i>Passer domesticus</i>	House Sparrow	Declining	LC	2,545,000-7,883,000	Pairs	3%	Stable	0
<i>Passer montanus</i>	Eurasian Tree Sparrow	Depleted	LC	100,000-500,000	Pairs	<1%	Unknown	Unknown
<i>Pelagodroma marina</i>	White-faced Storm-petrel	EN	LC	77,770-110,565	Pairs	100%	(Decrease)	Unknown
<i>Pterocles alchata</i>	Pin-tailed Sandgrouse	Rare	LC	<b>7-12</b>	Pairs	<1%	<b>Stable</b>	<b>0</b>
<i>Pterocles orientalis</i>	Black-bellied Sandgrouse	EN	LC	113-183	Pairs	1%	Stable	0
<i>Puffinus lherminieri</i>	Audubon's Shearwater	NT	LC	<b>2,537-3,383</b>	Pairs	88%	<b>Decrease</b>	Unknown
<i>Pyrrhocorax pyrrhocorax</i>	Red-billed Chough	Declining	LC	<b>120-300</b>	Pairs	<1%	<b>Stable</b>	<b>0</b>
<i>Riparia riparia</i>	Collared Sand Martin	Depleted	LC	10,000-50,000	Pairs	<1%	Unknown	Unknown
<i>Sterna dougallii</i>	Roseate Tern	Rare	LC	<b>839-1,403</b>	Pairs	42%	<b>Fluctuating</b>	<b>0</b>
<i>Sternula albifrons</i>	Little Tern	Depleted	LC	350-750	Pairs	1%	Stable	0
<i>Sturnus vulgaris</i>	Common Starling	Declining	LC	(135,544-693,311)	Pairs	<1%	Unknown	Unknown
<i>Tyto alba</i>	Common Barn-owl	Depleted	LC	6,200-8,900	Pairs	5%	(Stable)	(0)
<i>Uria aalge</i>	Common Murre	NT	LC	<b>1</b>	Individuals	<1%	<b>Decrease</b>	<b>96</b>
<i>Zapornia pusilla</i>	Baillon's Crane	Rare	LC	(1-10)	Males	<1%	Unknown	Unknown

## WINTERING 8 SPECIES

Scientific name	English name	European population status	Global Red List Category	Population size	Units	European population %	Population trend since 2000	
							Direction	Magnitude %
<i>Anas acuta</i>	Northern Pintail	Declining	LC	(3,255)	Individuals	2%	<b>Fluctuating</b>	<b>0</b>
<i>Aythya fuligula</i>	Tufted Duck	Declining	LC	(179)	Individuals	<1%	<b>Fluctuating</b>	<b>0</b>
<i>Calidris alpina</i>	Dunlin	Declining	LC	<b>30,004</b>	Individuals	2%	<b>Stable</b>	<b>0</b>
<i>Charadrius alexandrinus</i>	Kentish Plover	Declining	LC	3,500-4,000	Individuals	22%	<b>Stable</b>	<b>0</b>
<i>Fulica atra</i>	Common Coot	NT	LC	<b>15,461</b>	Individuals	<1%	<b>Increase</b>	<b>220-260</b>
<i>Fulica cristata</i>	Red-knobbed Coot	EN	LC	1-10	Individuals	4%	Stable	0
<i>Gallinago gallinago</i>	Common Snipe	Declining	LC	(20,000-0)	Individuals	2%	Unknown	Unknown
<i>Mergus serrator</i>	Red-breasted Merganser	NT	LC	<b>90</b>	Individuals	<1%	Decrease	15-25

# ROMANIA



Romania's **238,390 km<sup>2</sup>** (2% of Europe) holds 254 breeding and at least 41 wintering waterbird species. 88 breeders (35%) and 17 waterbirds (41%) are SPECs. It is a European stronghold for various waterbirds, including the globally Near Threatened Ferruginous Duck *Aythya nyroca* (holding two thirds of Europe's breeding population) and 80% of Europe's Great White Pelicans *Pelecanus onocrotalus*. It often holds most of the world's Red-breasted Geese *Branta ruficollis* in winter and around 10% of Europe's

breeding Dalmatian Pelican *Pelecanus crispus* and Common Pochard *Aythya ferina* (all globally Vulnerable). Romania holds 15-25% of the European population of three species of shrike: Great Grey Shrike *Lanius excubitor*, Red-backed Shrike *Lanius collurio* and Lesser Grey Shrike *Lanius minor*; and 10-20% of Europe's Levant Sparrowhawk *Accipiter brevipes*, European Roller *Coracias garrulus*, Tawny Pipit *Anthus campestris*, Squacco Heron *Ardeola ralloides* and Common Quail *Coturnix coturnix*.

[HTTP://DATAZONE.BIRDLIFE.ORG/INFO/EUOREDLIST](http://datazone.birdlife.org/info/euroredlist)

## SPEC

## SPECIES OF GLOBAL CONSERVATION CONCERN

1

### BREEDING 17 SPECIES

Scientific name	English name	European population status	Global Red List Category	Population size	Units	European population %	Population trend since 2000	
							Direction	Magnitude %
<i>Anthus pratensis</i>	Meadow Pipit	NT	NT	(5-20)	Pairs	<1%	Unknown	Unknown
<i>Aquila heliaca</i>	Eastern Imperial Eagle	Rare	VU	0-3	Pairs	<1%	Unknown	Unknown
<i>Aythya ferina</i>	Common Pochard	VU	VU	20,698-28,762	Pairs	10%	Unknown	Unknown
<i>Aythya nyroca</i>	Ferruginous Duck	Depleted	NT	11,761-18,018	Pairs	64%	Unknown	Unknown
<i>Circus macrourus</i>	Pallid Harrier	NT	NT	(0-2)	Females	<1%	Unknown	Unknown
<i>Clanga clanga</i>	Greater Spotted Eagle	EN	VU	0	Pairs	0%	Unknown	Unknown
<i>Falco cherrug</i>	Saker Falcon	VU	EN	<b>6-10</b>	Pairs	2%	Unknown	Unknown
<i>Falco vespertinus</i>	Red-footed Falcon	NT	NT	<b>1,000-1,500</b>	Pairs	3%	Decrease	15-30
<i>Glareola nordmanni</i>	Black-winged Pratincole	VU	NT	(0-2)	Pairs	<1%	(Stable)	(0)
<i>Haematopus ostralegus</i>	Eurasian Oystercatcher	VU	NT	50-150	Pairs	<1%	(Increase)	(0-19)
<i>Limosa limosa</i>	Black-tailed Godwit	VU	NT	40-80	Pairs	<1%	(Increase)	(0-19)
<i>Milvus milvus</i>	Red Kite	NT	NT	0	Pairs	0%	Unknown	Unknown
<i>Numenius arquata</i>	Eurasian Curlew	VU	NT	0-10	Pairs	<1%	Unknown	Unknown
<i>Otis tarda</i>	Great Bustard	Declining	VU	<b>30-40</b>	Males	<1%	(Decrease)	(10-30)
<i>Pelecanus crispus</i>	Dalmatian Pelican	Rare	VU	<b>243-329</b>	Pairs	9%	Fluctuating	10-20
<i>Streptopelia turtur</i>	European Turtle-dove	VU	VU	120,000-300,000	Pairs	4%	Fluctuating	0-20
<i>Vanellus vanellus</i>	Northern Lapwing	VU	NT	65,000-130,000	Pairs	5%	Fluctuating	0-20

### WINTERING 8 SPECIES

Scientific name	English name	European population status	Global Red List Category	Population size	Units	European population %	Population trend since 2000	
							Direction	Magnitude %
<i>Anser erythropus</i>	Lesser White-fronted Goose	EN	VU	(20-30)	Individuals	1%	(Decrease)	(20)
<i>Aythya ferina</i>	Common Pochard	VU	VU	30,000-80,000	Individuals	7%	Decrease	1-5
<i>Aythya nyroca</i>	Ferruginous Duck	Depleted	NT	50-250	Individuals	3%	Fluctuating	5-10
<i>Branta ruficollis</i>	Red-breasted Goose	VU	VU	9,000-20,000	Individuals	60%	Decrease	5-10
<i>Melanitta fusca</i>	Velvet Scoter	VU	VU	20-70	Individuals	<1%	Fluctuating	0-20
<i>Numenius tenuirostris</i>	Slender-billed Curlew	CR (PE)	CR	(0)	Individuals	0%	Unknown	Unknown
<i>Oxyura leucocephala</i>	White-headed Duck	EN	EN	5-10	Individuals	<1%	Decrease	5-10
<i>Pelecanus crispus</i>	Dalmatian Pelican	Rare	VU	100-800	Individuals	5%	Increase	5-10

## SPEC

SPECIES OF EUROPEAN CONSERVATION CONCERN  
CONCENTRATED IN EUROPE

2

## BREEDING 19 SPECIES

Scientific name	English name	European population status	Global Red List Category	Population size	Units	European population %	Population trend since 2000	
							Direction	Magnitude %
<i>Accipiter brevipes</i>	Levant Sparrowhawk	Rare	LC	(550-900)	Pairs	14%	(Increase)	(5-10)
<i>Coracias garrulus</i>	European Roller	Declining	LC	(4,600-6,500)	Pairs	10%	Unknown	Unknown
<i>Crex crex</i>	Corncrake	Depleted	LC	(8,000-30,000)	Males	<1%	Unknown	Unknown
<i>Delichon urbicum</i>	Northern House Martin	Declining	LC	400,000-1,300,000	Pairs	4%	Unknown	Unknown
<i>Emberiza calandra</i>	Corn Bunting	Depleted	LC	1,300,000-2,600,000	Pairs	8%	Fluctuating	0-20
<i>Emberiza citrinella</i>	Yellowhammer	Declining	LC	400,000-1,100,000	Pairs	3%	Fluctuating	0-20
<i>Emberiza hortulana</i>	Ortolan Bunting	Declining	LC	(225,000-550,000)	Pairs	7%	Unknown	Unknown
<i>Lanius collurio</i>	Red-backed Shrike	Depleted	LC	1,600,000-3,600,000	Pairs	23%	Fluctuating	0-20
<i>Lanius minor</i>	Lesser Grey Shrike	Declining	LC	65,000-130,000	Pairs	17%	Unknown	Unknown
<i>Lanius senator</i>	Woodchat Shrike	Declining	LC	100-400	Pairs	<1%	Unknown	Unknown
<i>Linaria cannabina</i>	Common Linnet	Declining	LC	200,000-500,000	Pairs	1%	Unknown	Unknown
<i>Lullula arborea</i>	Woodlark	Depleted	LC	100,000-250,000	Pairs	6%	Unknown	Unknown
<i>Muscicapa striata</i>	Spotted Flycatcher	Depleted	LC	225,000-450,000	Pairs	2%	Unknown	Unknown
<i>Otus scops</i>	Eurasian Scops-owl	Depleted	LC	(8,000-20,000)	Pairs	4%	Unknown	Unknown
<i>Perdix perdix</i>	Grey Partridge	Declining	LC	(120,000-180,000)	Pairs	8%	Unknown	Unknown
<i>Regulus regulus</i>	Goldcrest	Declining	LC	800,000-1,600,000	Pairs	4%	Unknown	Unknown
<i>Saxicola rubetra</i>	Whinchat	Declining	LC	240,000-480,000	Pairs	4%	Fluctuating	0-20
<i>Serinus serinus</i>	European Serin	Declining	LC	(60,000-120,000)	Pairs	<1%	Unknown	Unknown
<i>Tringa totanus</i>	Common Redshank	Declining	LC	800-2,000	Pairs	<1%	Unknown	Unknown

## SPEC

SPECIES OF EUROPEAN CONSERVATION CONCERN  
NOT CONCENTRATED IN EUROPE

3

## BREEDING 52 SPECIES

Scientific name	English name	European population status	Global Red List Category	Population size	Units	European population %	Population trend since 2000	
							Direction	Magnitude %
<i>Actitis hypoleucos</i>	Common Sandpiper	Declining	LC	5,232-9,657	Pairs	<1%	Unknown	Unknown
<i>Alauda arvensis</i>	Eurasian Skylark	Declining	LC	2,000,000-3,000,000	Pairs	4%	Fluctuating	0-20
<i>Alcedo atthis</i>	Common Kingfisher	VU	LC	5,452-9,952	Pairs	6%	Unknown	Unknown
<i>Anas acuta</i>	Northern Pintail	Declining	LC	0	Pairs	0%	(Stable)	(0)
<i>Anthus campestris</i>	Tawny Pipit	Depleted	LC	(150,000-250,000)	Pairs	15%	Unknown	Unknown
<i>Anthus trivialis</i>	Tree Pipit	Declining	LC	500,000-900,000	Pairs	2%	Fluctuating	0-20
<i>Apus apus</i>	Common Swift	Declining	LC	(15,000-60,000)	Pairs	<1%	Unknown	Unknown
<i>Ardea purpurea</i>	Purple Heron	Declining	LC	800-1,500	Pairs	3%	Unknown	Unknown
<i>Ardeola ralloides</i>	Squacco Heron	Depleted	LC	2,500-5,550	Pairs	19%	(Stable)	(0)
<i>Asio flammeus</i>	Short-eared Owl	Depleted	LC	(20-40)	Pairs	<1%	Unknown	Unknown
<i>Athene noctua</i>	Little Owl	Depleted	LC	(15,000-40,000)	Pairs	3%	Unknown	Unknown
<i>Aythya fuligula</i>	Tufted Duck	Declining	LC	20-50	Pairs	<1%	(Increase)	(0-10)
<i>Botaurus stellaris</i>	Eurasian Bittern	Depleted	LC	1,000-5,000	Males	4%	Unknown	Unknown
<i>Bubo bubo</i>	Eurasian Eagle-owl	Depleted	LC	(200-700)	Pairs	2%	Unknown	Unknown
<i>Burhinus oediconemus</i>	Eurasian Thick-knee	Depleted	LC	500-1,000	Pairs	1%	Unknown	Unknown
<i>Calandrella brachydactyla</i>	Greater Short-toed Lark	Depleted	LC	(10,000-20,000)	Pairs	<1%	Unknown	Unknown
<i>Caprimulgus europaeus</i>	European Nightjar	Depleted	LC	(3,000-15,000)	Males	<1%	Unknown	Unknown
<i>Carpodacus erythrinus</i>	Common Rosefinch	Declining	LC	100-500	Pairs	<1%	Unknown	Unknown
<i>Charadrius alexandrinus</i>	Kentish Plover	Declining	LC	300-500	Pairs	1%	Unknown	Unknown

Scientific name	English name	European population status	Global Red List Category	Population size	Units	European population %	Population trend since 2000	
							Direction	Magnitude %
<i>Chlidonias niger</i>	Black Tern	Depleted	LC	300-800	Pairs	<1%	Unknown	Unknown
<i>Coturnix coturnix</i>	Common Quail	Depleted	LC	575,000-1,150,000	Males	17%	Fluctuating	0-20
<i>Falco naumanni</i>	Lesser Kestrel	Depleted	LC	0-3	Pairs	<1%	Stable	0
<i>Falco tinnunculus</i>	Common Kestrel	Declining	LC	(20,000-50,000)	Pairs	6%	(Decrease)	(5-20)
<i>Fulica atra</i>	Common Coot	NT	LC	66,888-79,370	Pairs	6%	Unknown	Unknown
<i>Galerida cristata</i>	Crested Lark	Declining	LC	200,000-400,000	Pairs	1%	Unknown	Unknown
<i>Gallinago gallinago</i>	Common Snipe	Declining	LC	30-50	Pairs	<1%	Unknown	Unknown
<i>Gelochelidon nilotica</i>	Common Gull-billed Tern	Depleted	LC	5-10	Pairs	<1%	Unknown	Unknown
<i>Glareola pratincola</i>	Collared Pratincole	Declining	LC	500-800	Pairs	6%	Unknown	Unknown
<i>Hirundo rustica</i>	Barn Swallow	Declining	LC	500,000-1,000,000	Pairs	2%	Decrease	5-31
<i>Ixobrychus minutus</i>	Common Little Bittern	Depleted	LC	10,000-15,000	Pairs	15%	Unknown	Unknown
<i>Jynx torquilla</i>	Eurasian Wryneck	Depleted	LC	30,000-70,000	Pairs	4%	Unknown	Unknown
<i>Lanius excubitor</i>	Great Grey Shrike	Depleted	LC	15,000-50,000	Pairs	25%	Unknown	Unknown
<i>Lyrurus tetrix</i>	Black Grouse	Depleted	LC	30-40	Males	<1%	Unknown	Unknown
<i>Melanocorypha calandra</i>	Calandra Lark	Declining	LC	750,000-1,500,000	Pairs	7%	Unknown	Unknown
<i>Mergellus albellus</i>	Smew	Depleted	LC	10-15	Pairs	<1%	Unknown	Unknown
<i>Milvus migrans</i>	Black Kite	Depleted	LC	1-10	Pairs	<1%	Decrease	5-50
<i>Monticola saxatilis</i>	Rufous-tailed Rock-thrush	Declining	LC	(100-300)	Pairs	<1%	Unknown	Unknown
<i>Motacilla flava</i>	Western Yellow Wagtail	Declining	LC	850,000-1,700,000	Pairs	10%	Fluctuating	0-20
<i>Nycticorax nycticorax</i>	Black-crowned Night-heron	Declining	LC	4,000-8,000	Pairs	8%	Unknown	Unknown
<i>Oenanthe oenanthe</i>	Northern Wheatear	Depleted	LC	220,000-440,000	Pairs	3%	Unknown	Unknown
<i>Passer domesticus</i>	House Sparrow	Declining	LC	1,380,000-2,750,000	Pairs	1%	Fluctuating	0-20
<i>Passer montanus</i>	Eurasian Tree Sparrow	Depleted	LC	1,400,000-2,800,000	Pairs	7%	Fluctuating	0-20
<i>Pelecanus onocrotalus</i>	Great White Pelican	Rare	LC	<b>4,100-4,480</b>	Pairs	82%	Stable	0-1
<i>Phylloscopus trochilus</i>	Willow Warbler	Declining	LC	(5,000-50,000)	Pairs	<1%	Unknown	Unknown
<i>Poecile montanus</i>	Willow Tit	Declining	LC	(150,000-600,000)	Pairs	<1%	Unknown	Unknown
<i>Riparia riparia</i>	Collared Sand Martin	Depleted	LC	(45,000-90,000)	Pairs	1%	Unknown	Unknown
<i>Spatula querquedula</i>	Garganey	Declining	LC	1,588-4,122	Pairs	<1%	Unknown	Unknown
<i>Sternula albifrons</i>	Little Tern	Depleted	LC	200-600	Pairs	<1%	Unknown	Unknown
<i>Sturnus vulgaris</i>	Common Starling	Declining	LC	1,500,000-3,000,000	Pairs	5%	Fluctuating	0-20
<i>Tadorna ferruginea</i>	Ruddy Shelduck	Depleted	LC	40-70	Pairs	<1%	(Decrease)	(0-19)
<i>Tyto alba</i>	Common Barn-owl	Depleted	LC	(500-1,500)	Pairs	<1%	Unknown	Unknown
<i>Zapornia pusilla</i>	Baillon's Crane	Rare	LC	0-10	Males	<1%	Unknown	Unknown

#### WINTERING 9 SPECIES

Scientific name	English name	European population status	Global Red List Category	Population size	Units	European population %	Population trend since 2000	
							Direction	Magnitude %
<i>Anas acuta</i>	Northern Pintail	Declining	LC	400-1,000	Individuals	<1%	Unknown	Unknown
<i>Aythya fuligula</i>	Tufted Duck	Declining	LC	15,000-50,000	Individuals	1%	Fluctuating	5-10
<i>Aythya marila</i>	Greater Scaup	VU	LC	100-600	Individuals	<1%	Decrease	2-21
<i>Circus cyaneus</i>	Hen Harrier	NT	LC	(2,000-6,000)	Individuals	31%	Unknown	Unknown
<i>Fulica atra</i>	Common Coot	NT	LC	80,000-140,000	Individuals	3%	Increase	1-5
<i>Gavia arctica</i>	Arctic Loon	Declining	LC	50-100	Individuals	1%	Unknown	Unknown
<i>Gavia stellata</i>	Red-throated Loon	Depleted	LC	10-40	Individuals	<1%	Unknown	Unknown
<i>Mergellus albellus</i>	Smew	Depleted	LC	3,000-6,000	Individuals	10%	Decrease	10-20
<i>Mergus serrator</i>	Red-breasted Merganser	NT	LC	20-130	Individuals	<1%	Fluctuating	0-20



FERRUGINOUS DUCK  
*Aythya nyroca*  
© STAVROS CHRISTODOULIDES



GREAT WHITE PELICAN  
*Pelecanus onocrotalus*  
© DANIELE OCCHIATO/AGAMI

# RUSSIA

**4 million km<sup>2</sup>** of Russia's 17 million km<sup>2</sup> territory falls in Europe (35% of Europe). 404 breeding species and at least nine wintering waterbird species occur. 157 (39%) of the breeders are SPECs. European Russia holds breeding populations of more than 40 species of global conservation concern, including many threatened raptors and waterbirds. It supports more than 75% of the European population of several species, including Greater Spotted Eagle *Clanga clanga*, Pallid Harrier *Circus macrourus*, Red-footed



Falcon *Falco vespertinus*, Lesser White-fronted Goose *Anser erythropus*, Velvet Scoter *Melanitta fusca*, Long-tailed Duck *Clangula hyemalis*, Ivory Gull *Pagophila eburnea*, Great Snipe *Gallinago media* and Black-winged Pratincole *Glareola nordmanni*. The region also supports significant proportions of the European populations of various declining waders and buntings of global concern, as well as Caucasus endemics. In winter, it holds two thirds of Europe's Steller's Eider *Polysticta stelleri*.

[HTTP://DATAZONE.BIRDLIFE.ORG/INFO/EUOREDLIST](http://datazone.birdlife.org/info/euroredlist)

## SPEC

## SPECIES OF GLOBAL CONSERVATION CONCERN

1

### BREEDING 44 SPECIES

Scientific name	English name	European population status	Global Red List Category	Population size	Units	European population %	Population trend since 2000	
							Direction	Magnitude %
<i>Acrocephalus paludicola</i>	Aquatic Warbler	VU	VU	4-5	Males	<1%	Fluctuating	0
<i>Aegypius monachus</i>	Cinereous Vulture	Rare	NT	60-100	Pairs	3%	(Decrease)	(5-30)
<i>Alca torda</i>	Razorbill	NT	NT	(5,000-20,000)	Individuals	1%	Unknown	Unknown
<i>Anser erythropus</i>	Lesser White-fronted Goose	EN	VU	100-250	Pairs	78%	Decrease	5-20
<i>Anthus pratensis</i>	Meadow Pipit	NT	NT	(1,200,000-2,500,000)	Pairs	14%	Unknown	Unknown
<i>Aquila heliaca</i>	Eastern Imperial Eagle	Rare	VU	840-1,140	Pairs	63%	Increase	25-40
<i>Aquila nipalensis</i>	Steppe Eagle	CR	EN	800-1,200	Pairs	100%	Decrease	80-90
<i>Aythya ferina</i>	Common Pochard	VU	VU	(90,000-120,000)	Pairs	44%	Unknown	Unknown
<i>Aythya nyroca</i>	Ferruginous Duck	Depleted	NT	(500-1,500)	Pairs	4%	(Fluctuating)	(0)
<i>Branta ruficollis</i>	Red-breasted Goose	VU	VU	5-10	Pairs	100%	Unknown	Unknown
<i>Chlamydotis macqueenii</i>	Asian Houbara	CR (PE)	VU	0	Individuals	0%	Unknown	Unknown
<i>Circus macrourus</i>	Pallid Harrier	NT	NT	(300-1,100)	Females	97%	Unknown	Unknown
<i>Clanga clanga</i>	Greater Spotted Eagle	EN	VU	600-800	Pairs	78%	Decrease	5-30
<i>Clangula hyemalis</i>	Long-tailed Duck	VU	VU	(320,000-400,000)	Pairs	92%	Unknown	Unknown
<i>Emberiza aureola</i>	Yellow-breasted Bunting	CR	EN	(50-250)	Pairs	83%	Decrease	95-99
<i>Emberiza rustica</i>	Rustic Bunting	VU	VU	500,000	Pairs	66%	Decrease	30-70
<i>Falco cherrug</i>	Saker Falcon	VU	EN	(0-5)	Pairs	<1%	Decrease	50-70
<i>Falco vespertinus</i>	Red-footed Falcon	NT	NT	25,000-55,000	Pairs	85%	Decrease	5-10
<i>Fratercula arctica</i>	Atlantic Puffin	VU	VU	1,500-6,000	Pairs	<1%	(Fluctuating)	(0)
<i>Gallinago media</i>	Great Snipe	Declining	NT	(50,000-120,000)	Males	81%	(Decrease)	(5-10)
<i>Gavia adamsii</i>	Yellow-billed Loon	VU	NT	(10)	Pairs	100%	Unknown	Unknown
<i>Glareola nordmanni</i>	Black-winged Pratincole	VU	NT	6,000-7,000	Pairs	99%	Decrease	5-30
<i>Gypaetus barbatus</i>	Bearded Vulture	VU	NT	150-250	Pairs	29%	Stable	0
<i>Haematopus ostralegus</i>	Eurasian Oystercatcher	VU	NT	6,500-15,500	Pairs	3%	Decrease	5-30
<i>Limosa lapponica</i>	Bar-tailed Godwit	Secure	NT	(300-4,000)	Pairs	19%	Unknown	Unknown
<i>Limosa limosa</i>	Black-tailed Godwit	VU	NT	15,000-30,000	Pairs	17%	Decrease	0-10
<i>Lyrurus mlokosiewiczzi</i>	Caucasian Grouse	NT	NT	(1,500-3,500)	Males	13%	Stable	0
<i>Marmaronetta angustirostris</i>	Marbled Teal	VU	VU	0	Pairs	0%	Unknown	Unknown
<i>Melanitta fusca</i>	Velvet Scoter	VU	VU	(60,000-70,000)	Pairs	78%	Unknown	Unknown
<i>Milvus milvus</i>	Red Kite	NT	NT	1-6	Pairs	<1%	Fluctuating	0-200
<i>Neophron percnopterus</i>	Egyptian Vulture	EN	EN	(150-250)	Pairs	5%	(Decrease)	(5-30)
<i>Numenius arquata</i>	Eurasian Curlew	VU	NT	45,000-100,000	Pairs	27%	Unknown	Unknown
<i>Otis tarda</i>	Great Bustard	Declining	VU	1,370-1,800	Males	8%	Decrease	68-70
<i>Oxyura leucocephala</i>	White-headed Duck	EN	EN	(30-80)	Pairs	13%	Decrease	5-30
<i>Pagophila eburnea</i>	Ivory Gull	Secure	NT	11,000-13,000	Pairs	83%	Fluctuating	0
<i>Pelecanus crispus</i>	Dalmatian Pelican	Rare	VU	1,000-1,200	Pairs	34%	Increase	200-350
<i>Podiceps auritus</i>	Horned Grebe	NT	VU	1,500	Pairs	19%	Unknown	Unknown
<i>Polysticta stelleri</i>	Steller's Eider	Secure	VU	5-50	Pairs	100%	Unknown	Unknown
<i>Somateria mollissima</i>	Common Eider	VU	NT	40,000-50,000	Pairs	5%	Unknown	Unknown



Scientific name	English name	European population status	Global Red List Category	Population size	Units	European population %	Population trend since 2000	
							Direction	Magnitude %
<i>Streptopelia turtur</i>	European Turtle-dove	VU	VU	(30,000-80,000)	Pairs	1%	Decrease	80-90
<i>Tetrax tetrax</i>	Little Bustard	VU	NT	4,000-9,000	Males	7%	Increase	20-50
<i>Turdus iliacus</i>	Redwing	NT	NT	10,000,000-15,000,000	Pairs	75%	Decrease	20-30
<i>Vanellus gregarius</i>	Sociable Lapwing	CR	CR	<b>0-10</b>	Pairs	100%	Decrease	<b>33-100</b>
<i>Vanellus vanellus</i>	Northern Lapwing	VU	NT	500,000-850,000	Pairs	32%	Decrease	5-30

### WINTERING 3 SPECIES

Scientific name	English name	European population status	Global Red List Category	Population size	Units	European population %	Population trend since 2000	
							Direction	Magnitude %
<i>Clangula hyemalis</i>	Long-tailed Duck	VU	VU	<b>10,000-15,000</b>	Individuals	1%	Decrease	<b>75-90</b>
<i>Polysticta stelleri</i>	Steller's Eider	Secure	VU	<b>22,000-24,000</b>	Individuals	65%	Increase	<b>70-180</b>
<i>Somateria mollissima</i>	Common Eider	VU	NT	<b>19,500-19,520</b>	Individuals	1%	(Decrease)	(10)

**SPEC**

## SPECIES OF EUROPEAN CONSERVATION CONCERN CONCENTRATED IN EUROPE

**2**

### BREEDING 27 SPECIES

Scientific name	English name	European population status	Global Red List Category	Population size	Units	European population %	Population trend since 2000	
							Direction	Magnitude %
<i>Accipiter brevipes</i>	Levant Sparrowhawk	Rare	LC	700-1,000	Pairs	17%	Stable	0
<i>Calidris falcinellus</i>	Broad-billed Sandpiper	Depleted	LC	(200-1,200)	Pairs	1%	Unknown	Unknown
<i>Calidris pugnax</i>	Ruff	Declining	LC	240,000-1,600,000	Males	94%	Fluctuating	0
<i>Cephus grylle</i>	Black Guillemot	Declining	LC	(20,000-40,000)	Individuals	6%	Unknown	Unknown
<i>Coracias garrulus</i>	European Roller	Declining	LC	(7,000-10,000)	Pairs	15%	Decrease	5-30
<i>Crex crex</i>	Corncrake	Depleted	LC	1,000,000-1,500,000	Males	74%	Stable	0
<i>Delichon urbicum</i>	Northern House Martin	Declining	LC	(800,000-2,000,000)	Pairs	8%	(Decrease)	(5-30)
<i>Emberiza calandra</i>	Corn Bunting	Depleted	LC	100,000-200,000	Pairs	<1%	Increase	5-30
<i>Emberiza citrinella</i>	Yellowhammer	Declining	LC	(3,000,000-4,500,000)	Pairs	16%	(Increase)	(5-30)
<i>Emberiza hortulana</i>	Ortolan Bunting	Declining	LC	2,000,000-4,300,000	Pairs	60%	(Decrease)	(15-30)
<i>Ficedula semitorquata</i>	Semi-collared Flycatcher	Depleted	LC	(5,000-10,000)	Pairs	16%	Unknown	Unknown
<i>Lanius collurio</i>	Red-backed Shrike	Depleted	LC	(2,500,000-5,000,000)	Pairs	34%	(Stable)	(0)
<i>Lanius minor</i>	Lesser Grey Shrike	Declining	LC	150,000-400,000	Pairs	45%	Stable	0
<i>Lanius senator</i>	Woodchat Shrike	Declining	LC	200-500	Pairs	<1%	<b>Increase</b>	<b>5-30</b>
<i>Larus argentatus</i>	European Herring Gull	Declining	LC	(30,000-70,000)	Pairs	6%	(Fluctuating)	(0)
<i>Linaria cannabina</i>	Common Linnet	Declining	LC	(500,000-800,000)	Pairs	3%	Unknown	Unknown
<i>Lullula arborea</i>	Woodlark	Depleted	LC	(80,000-200,000)	Pairs	5%	(Decrease)	(5-30)
<i>Muscicapa striata</i>	Spotted Flycatcher	Depleted	LC	8,500,000-12,000,000	Pairs	55%	(Stable)	(0)
<i>Otus scops</i>	Eurasian Scops-owl	Depleted	LC	(80,000-120,000)	Pairs	32%	(Stable)	(0)
<i>Perdix perdix</i>	Grey Partridge	Declining	LC	(200,000-350,000)	Pairs	14%	Fluctuating	0
<i>Phalacrocorax aristotelis</i>	European Shag	Declining	LC	950-1,160	Pairs	1%	Increase	5-10
<i>Regulus regulus</i>	Goldcrest	Declining	LC	10,000,000-17,000,000	Pairs	48%	Decrease	5-30
<i>Saxicola rubetra</i>	Whinchat	Declining	LC	2,500,000-4,300,000	Pairs	39%	Unknown	Unknown
<i>Serinus serinus</i>	European Serin	Declining	LC	700-1,100	Pairs	<1%	Increase	5-20
<i>Sitta krueperi</i>	Krueper's Nuthatch	Declining	LC	(20,000-50,000)	Pairs	14%	Unknown	Unknown
<i>Tetraogallus caucasicus</i>	Caucasian Snowcock	Rare	LC	(2,500-12,000)	Pairs	75%	(Stable)	(0)
<i>Tringa totanus</i>	Common Redshank	Declining	LC	25,000-70,000	Pairs	10%	Unknown	Unknown

BREEDING 86 SPECIES

Scientific name	English name	European population status	Global Red List Category	Population size	Units	European population %	Population trend since 2000	
							Direction	Magnitude %
<i>Actitis hypoleucos</i>	Common Sandpiper	Declining	LC	450,000-900,000	Pairs	59%	Stable	0
<i>Alauda arvensis</i>	Eurasian Skylark	Declining	LC	14,000,000-32,000,000	Pairs	36%	(Stable)	(0)
<i>Alaudala rufescens</i>	Lesser Short-toed Lark	Declining	LC	1,000,000-2,000,000	Pairs	65%	Decrease	5-30
<i>Alcedo atthis</i>	Common Kingfisher	VU	LC	12,000-20,000	Pairs	12%	(Decrease)	(5-30)
<i>Alectoris chukar</i>	Chukar	NT	LC	(500-1,500)	Pairs	<1%	(Decrease)	(30-70)
<i>Anas acuta</i>	Northern Pintail	Declining	LC	(200,000-250,000)	Pairs	94%	(Decrease)	(5-30)
<i>Anthus campestris</i>	Tawny Pipit	Depleted	LC	(65,000-130,000)	Pairs	7%	Unknown	Unknown
<i>Anthus trivialis</i>	Tree Pipit	Declining	LC	17,000,000-22,000,000	Pairs	60%	Unknown	Unknown
<i>Apus apus</i>	Common Swift	Declining	LC	1,800,000-4,000,000	Pairs	11%	(Decrease)	(5-30)
<i>Ardea purpurea</i>	Purple Heron	Declining	LC	(10,000-15,000)	Pairs	32%	(Decrease)	(5-30)
<i>Ardeola ralloides</i>	Squacco Heron	Depleted	LC	500-1,000	Pairs	4%	Decrease	50-70
<i>Asio flammeus</i>	Short-eared Owl	Depleted	LC	(50,000-150,000)	Pairs	86%	<b>Fluctuating</b>	<b>0</b>
<i>Athene noctua</i>	Little Owl	Depleted	LC	(50,000-70,000)	Pairs	7%	(Increase)	(5-30)
<i>Aythya fuligula</i>	Tufted Duck	Declining	LC	(350,000-420,000)	Pairs	60%	(Stable)	(0)
<i>Aythya marila</i>	Greater Scaup	VU	LC	(130,000-170,000)	Pairs	96%	Unknown	Unknown
<i>Botaurus stellaris</i>	Eurasian Bittern	Depleted	LC	(15,000-30,000)	Males	42%	Stable	0
<i>Bubo bubo</i>	Eurasian Eagle-owl	Depleted	LC	(2,500-5,000)	Pairs	15%	Unknown	Unknown
<i>Bubo scandiacus</i>	Snowy Owl	Rare	LC	700-2,000	Pairs	93%	Fluctuating	0
<i>Burhinus oedicnemus</i>	Eurasian Thick-knee	Depleted	LC	(2,000-3,000)	Pairs	4%	Unknown	Unknown
<i>Calandrella brachydactyla</i>	Greater Short-toed Lark	Depleted	LC	500,000-1,000,000	Pairs	11%	Decrease	5-30
<i>Calidris alpina</i>	Dunlin	Declining	LC	(100,000-200,000)	Pairs	29%	(Decrease)	(5-30)
<i>Caprimulgus europaeus</i>	European Nightjar	Depleted	LC	(300,000-500,000)	Males	47%	(Stable)	(0)
<i>Carpodacus erythrinus</i>	Common Rosefinch	Declining	LC	7,300,000-13,000,000	Pairs	93%	(Decrease)	(5-10)
<i>Carpodacus rubicilla</i>	Great Rosefinch	Rare	LC	(5,000-10,000)	Pairs	98%	Unknown	Unknown
<i>Cercotrichas galactotes</i>	Rufous-tailed Scrub-robin	Declining	LC	0	Pairs	0%	Unknown	Unknown
<i>Charadrius alexandrinus</i>	Kentish Plover	Declining	LC	1,000-2,000	Pairs	5%	Fluctuating	0
<i>Charadrius asiaticus</i>	Caspian Plover	RE	LC	0	Pairs	0%	Unknown	Unknown
<i>Charadrius leschenaultii</i>	Greater Sandplover	VU	LC	0-5	Pairs	<1%	(Increase)	(0-100)
<i>Chlidonias niger</i>	Black Tern	Depleted	LC	45,000-85,000	Pairs	58%	Unknown	Unknown
<i>Circus cyaneus</i>	Hen Harrier	NT	LC	20,000-40,000	Females	70%	Decrease	5-30
<i>Coturnix coturnix</i>	Common Quail	Depleted	LC	1,500,000-2,500,000	Males	41%	Fluctuating	0
<i>Cyanistes cyaneus</i>	Azure Tit	Rare	LC	(3,500-15,000)	Pairs	92%	(Decrease)	(5-10)
<i>Cygnus columbianus</i>	Tundra Swan	EN	LC	5,000-6,000	Pairs	100%	<b>Decrease</b>	<b>40-70</b>
<i>Falco naumanni</i>	Lesser Kestrel	Depleted	LC	1,000-1,500	Pairs	4%	<b>Increase</b>	<b>150-200</b>
<i>Falco rusticolus</i>	Gyrfalcon	Rare	LC	(100-200)	Pairs	10%	(Increase)	(5-30)
<i>Falco tinnunculus</i>	Common Kestrel	Declining	LC	(50,000-75,000)	Pairs	12%	Unknown	Unknown
<i>Fringilla montifringilla</i>	Brambling	Declining	LC	12,000,000-18,000,000	Pairs	77%	Fluctuating	0
<i>Fulica atra</i>	Common Coot	NT	LC	(250,000-450,000)	Pairs	28%	Decrease	40-65
<i>Fulmarus glacialis</i>	Northern Fulmar	EN	LC	10,000-11,000	Pairs	<1%	Unknown	Unknown
<i>Galerida cristata</i>	Crested Lark	Declining	LC	(55,000-160,000)	Pairs	<1%	(Decrease)	(5-30)
<i>Gallinago gallinago</i>	Common Snipe	Declining	LC	2,000,000-4,000,000	Pairs	77%	Stable	0
<i>Gavia arctica</i>	Arctic Loon	Declining	LC	(35,000-65,000)	Pairs	69%	Decrease	5-30
<i>Gavia stellata</i>	Red-throated Loon	Depleted	LC	(30,000-50,000)	Pairs	62%	Unknown	Unknown
<i>Gelochelidon nilotica</i>	Common Gull-billed Tern	Depleted	LC	4,000-5,000	Pairs	24%	Increase	5-30
<i>Glareola pratincola</i>	Collared Pratincole	Declining	LC	(1,000-1,500)	Pairs	11%	Unknown	Unknown
<i>Hirundo rustica</i>	Barn Swallow	Declining	LC	2,200,000-7,250,000	Pairs	11%	Stable	0
<i>Hydrocoloeus minutus</i>	Little Gull	NT	LC	(10,000-25,000)	Pairs	48%	Decrease	5-30
<i>Ixobrychus minutus</i>	Common Little Bittern	Depleted	LC	(17,000-35,000)	Pairs	29%	(Stable)	(0)
<i>Jynx torquilla</i>	Eurasian Wryneck	Depleted	LC	300,000-730,000	Pairs	45%	(Stable)	(0)
<i>Lagopus lagopus</i>	Willow Grouse	VU	LC	(500,000-1,200,000)	Pairs	52%	Fluctuating	0
<i>Lagopus muta</i>	Rock Ptarmigan	NT	LC	(17,000-50,000)	Pairs	6%	Unknown	Unknown

Scientific name	English name	European population status	Global Red List Category	Population size	Units	European population %	Population trend since 2000	
							Direction	Magnitude %
<i>Lanius excubitor</i>	Great Grey Shrike	Depleted	LC	(10,000-20,000)	Pairs	13%	(Increase)	Unknown
<i>Lyrurus tetrix</i>	Black Grouse	Depleted	LC	375,000-950,000	Males	38%	<b>Stable</b>	<b>0</b>
<i>Melanocorypha calandra</i>	Calandra Lark	Declining	LC	(2,000,000-5,000,000)	Pairs	21%	Fluctuating	0
<i>Melanocorypha yeltoniensis</i>	Black Lark	CR	LC	(50-100)	Pairs	100%	<b>Decrease</b>	<b>99</b>
<i>Mergellus albellus</i>	Smew	Depleted	LC	(6,000-10,000)	Pairs	61%	Increase	5-20
<i>Mergus serrator</i>	Red-breasted Merganser	NT	LC	(7,000-10,000)	Pairs	9%	(Decrease)	(5-30)
<i>Milvus migrans</i>	Black Kite	Depleted	LC	30,000-50,000	Pairs	41%	Unknown	Unknown
<i>Monticola saxatilis</i>	Rufous-tailed Rock-thrush	Declining	LC	(5,000-15,000)	Pairs	5%	(Decrease)	(5-30)
<i>Motacilla flava</i>	Western Yellow Wagtail	Declining	LC	3,500,000-5,500,000	Pairs	35%	Decrease	5-30
<i>Nycticorax nycticorax</i>	Black-crowned Night-heron	Declining	LC	(10,000-15,000)	Pairs	17%	(Decrease)	(5-30)
<i>Oenanthe oenanthe</i>	Northern Wheatear	Depleted	LC	(500,000-1,450,000)	Pairs	9%	(Stable)	(0)
<i>Passer domesticus</i>	House Sparrow	Declining	LC	(8,000,000-15,000,000)	Pairs	7%	(Stable)	(0)
<i>Passer montanus</i>	Eurasian Tree Sparrow	Depleted	LC	8,000,000-12,000,000	Pairs	32%	Unknown	Unknown
<i>Pelecanus onocrotalus</i>	Great White Pelican	Rare	LC	<b>400-500</b>	Pairs	9%	<b>Increase</b>	<b>6-15</b>
<i>Phoenicurus erythrogastrus</i>	White-winged Redstart	Rare	LC	(2,000-5,000)	Pairs	86%	Unknown	Unknown
<i>Phylloscopus trochilus</i>	Willow Warbler	Declining	LC	30,000,000-42,000,000	Pairs	46%	(Stable)	(0)
<i>Poecile cinctus</i>	Siberian Tit	Declining	LC	1,100,000-1,800,000	Pairs	93%	Decrease	5-10
<i>Poecile montanus</i>	Willow Tit	Declining	LC	27,000,000-38,000,000	Pairs	87%	<b>Fluctuating</b>	<b>0</b>
<i>Prunella atrogularis</i>	Black-throated Accentor	Rare	LC	(1,500-2,100)	Pairs	100%	Fluctuating	0
<i>Pterocles orientalis</i>	Black-bellied Sandgrouse	EN	LC	(5-50)	Pairs	<1%	Unknown	Unknown
<i>Pyrhocorax pyrrhocorax</i>	Red-billed Chough	Declining	LC	<b>5,000-10,000</b>	Pairs	12%	<b>Decrease</b>	<b>60-70</b>
<i>Riparia riparia</i>	Collared Sand Martin	Depleted	LC	1,700,000-3,500,000	Pairs	45%	Unknown	Unknown
<i>Rissa tridactyla</i>	Black-legged Kittiwake	VU	LC	(100,000-500,000)	Pairs	11%	Unknown	Unknown
<i>Spatula querquedula</i>	Garganey	Declining	LC	(300,000-450,000)	Pairs	84%	Unknown	Unknown
<i>Sternula albifrons</i>	Little Tern	Depleted	LC	12,000-18,000	Pairs	34%	Unknown	Unknown
<i>Strix nebulosa</i>	Great Grey Owl	Rare	LC	(1,500-4,500)	Pairs	68%	(Increase)	(5-30)
<i>Sturnus vulgaris</i>	Common Starling	Declining	LC	(4,500,000-7,000,000)	Pairs	14%	(Decrease)	(5-30)
<i>Sylvia nana</i>	Asian Desert Warbler	RE	LC	0	Pairs	0%	Unknown	Unknown
<i>Tadorna ferruginea</i>	Ruddy Shelduck	Depleted	LC	6,000-9,000	Pairs	35%	Unknown	Unknown
<i>Tringa erythropus</i>	Spotted Redshank	Declining	LC	(1,500-11,000)	Pairs	12%	Unknown	Unknown
<i>Tringa glareola</i>	Wood Sandpiper	Depleted	LC	300,000-750,000	Pairs	44%	Fluctuating	0
<i>Tyto alba</i>	Common Barn-owl	Depleted	LC	30-80	Pairs	<1%	Increase	50-100
<i>Uria aalge</i>	Common Murre	NT	LC	6,000-12,000	Individuals	<1%	Fluctuating	0
<i>Uria lomvia</i>	Thick-billed Murre	Declining	LC	(500,000-1,000,000)	Individuals	22%	Unknown	Unknown
<i>Zapornia pusilla</i>	Baillon's Crake	Rare	LC	(800)	Males	68%	(Increase)	(3-10)

#### WINTERING 1 SPECIES

Scientific name	English name	European population status	Global Red List Category	Population size	Units	European population %	Population trend since 2000	
							Direction	Magnitude %
<i>Mergellus albellus</i>	Smew	Depleted	LC	2,100-6,100	Individuals	8%	Unknown	Unknown



RED-FOOTED FALCON *Falco vespertinus* © MARKUS VARESVUO/AGAMI



PALLID HARRIER *Circus macrourus* © LAURENS STEIJN/AGAMI

## SERBIA



Serbia covers **88,360 km<sup>2</sup>** (0.8% of Europe) and is home to 238 regularly occurring breeding species and 54 wintering waterbird species. 78 (33%) and 23 (43%) of these species respectively are SPECS. Serbia supports 6% of Europe's breeding Saker Falcon *Falco cherrug* (globally Endangered) and 4% of Ferruginous Duck *Aythya nyroca* (globally Near Threatened). It has significant breeding populations

(2-11% of the European population) of herons – including Squacco Heron *Ardeola ralloides*, Purple Heron *Ardea purpurea*, Common Little Bittern *Ixobrychus minutus* and Black-crowned Night-heron *Nycticorax nycticorax* (all Declining or Depleted in Europe) – and of owls, including Eurasian Scops-owl *Otus scops*, Common Barn-owl *Tyto alba* and Eurasian Eagle-owl *Bubo bubo*.

[HTTP://DATAZONE.BIRDLIFE.ORG/INFO/EUOREDLIST](http://datazone.birdlife.org/info/euroredlist)

### SPEC

## SPECIES OF GLOBAL CONSERVATION CONCERN

1

### BREEDING 13 SPECIES

Scientific name	English name	European population status	Global Red List Category	Population size	Units	European population %	Population trend since 2000	
							Direction	Magnitude %
<i>Alectoris graeca</i>	Rock Partridge	NT	NT	430-650	Pairs	<1%	Decrease	10-29
<i>Aquila heliaca</i>	Eastern Imperial Eagle	Rare	VU	5-7	Pairs	<1%	<b>Increase</b>	<b>10-29</b>
<i>Aythya ferina</i>	Common Pochard	VU	VU	870-1,250	Pairs	<1%	Increase	1-9
<i>Aythya nyroca</i>	Ferruginous Duck	Depleted	NT	680-990	Pairs	4%	Increase	10-29
<i>Falco cherrug</i>	Saker Falcon	VU	EN	22-32	Pairs	6%	<b>Decrease</b>	<b>10-29</b>
<i>Falco tinnunculus</i>	Red-footed Falcon	NT	NT	262-335	Pairs	<1%	Fluctuating	0
<i>Limosa limosa</i>	Black-tailed Godwit	VU	NT	15-30	Pairs	<1%	Fluctuating	0
<i>Milvus milvus</i>	Red Kite	NT	NT	(0-1)	Pairs	<1%	Fluctuating	0
<i>Neophron percnopterus</i>	Egyptian Vulture	EN	EN	0-1	Pairs	<1%	<b>Decrease</b>	<b>50-100</b>
<i>Numenius arquata</i>	Eurasian Curlew	VU	NT	0	Pairs	0%	Unknown	Unknown
<i>Otis tarda</i>	Great Bustard	Declining	VU	5	Males	<1%	<b>Decrease</b>	<b>30</b>
<i>Streptopelia turtur</i>	European Turtle-dove	VU	VU	39,000-53,000	Pairs	1%	Decrease	1-9
<i>Vanellus vanellus</i>	Northern Lapwing	VU	NT	2,050-2,700	Pairs	<1%	Stable	0

### WINTERING 11 SPECIES

Scientific name	English name	European population status	Global Red List Category	Population size	Units	European population %	Population trend since 2000	
							Direction	Magnitude %
<i>Anser erythropus</i>	Lesser White-fronted Goose	EN	VU	0-10	Individuals	<1%	Unknown	Unknown
<i>Aythya ferina</i>	Common Pochard	VU	VU	4,000-8,000	Individuals	1%	Decrease	5-8
<i>Aythya nyroca</i>	Ferruginous Duck	Depleted	NT	5-50	Individuals	<1%	Increase	5-10
<i>Branta ruficollis</i>	Red-breasted Goose	VU	VU	2-60	Individuals	<1%	Increase	5-10
<i>Clangula hyemalis</i>	Long-tailed Duck	VU	VU	1-5	Individuals	<1%	Unknown	Unknown
<i>Melanitta fusca</i>	Velvet Scoter	VU	VU	20-120	Individuals	<1%	Fluctuating	0
<i>Numenius arquata</i>	Eurasian Curlew	VU	NT	30-400	Individuals	<1%	Fluctuating	0
<i>Oxyura leucocephala</i>	White-headed Duck	EN	EN	0-1	Individuals	<1%	Unknown	Unknown
<i>Pelecanus crispus</i>	Dalmatian Pelican	Rare	VU	0-1	Individuals	<1%	Unknown	Unknown
<i>Somateria mollissima</i>	Common Eider	VU	NT	(0)	Individuals	0%	Unknown	Unknown
<i>Vanellus vanellus</i>	Northern Lapwing	VU	NT	10-100	Individuals	<1%	Fluctuating	0

## BREEDING 20 SPECIES

Scientific name	English name	European population status	Global Red List Category	Population size	Units	European population %	Population trend since 2000	
							Direction	Magnitude %
<i>Accipiter brevipes</i>	Levant Sparrowhawk	Rare	LC	20-30	Pairs	<1%	Fluctuating	0
<i>Coracias garrulus</i>	European Roller	Declining	LC	180-190	Pairs	<1%	Increase	30
<i>Crex crex</i>	Corncrake	Depleted	LC	1,140-1,720	Males	<1%	Stable	0
<i>Delichon urbicum</i>	Northern House Martin	Declining	LC	100,000-140,000	Pairs	<1%	Decrease	1-9
<i>Emberiza calandra</i>	Corn Bunting	Depleted	LC	46,000-55,000	Pairs	<1%	Stable	0
<i>Emberiza citrinella</i>	Yellowhammer	Declining	LC	57,000-75,000	Pairs	<1%	Stable	0
<i>Emberiza hortulana</i>	Ortolan Bunting	Declining	LC	26,000-42,000	Pairs	<1%	Increase	1-9
<i>Ficedula semitorquata</i>	Semi-collared Flycatcher	Depleted	LC	100-150	Pairs	<1%	Decrease	1-9
<i>Lanius collurio</i>	Red-backed Shrike	Depleted	LC	77,000-110,000	Pairs	<1%	Stable	0
<i>Lanius minor</i>	Lesser Grey Shrike	Declining	LC	680-1,040	Pairs	<1%	Stable	0
<i>Lanius senator</i>	Woodchat Shrike	Declining	LC	280-390	Pairs	<1%	Stable	0
<i>Linaria cannabina</i>	Common Linnet	Declining	LC	21,000-29,000	Pairs	<1%	Stable	0
<i>Lullula arborea</i>	Woodlark	Depleted	LC	13,000-17,000	Pairs	<1%	Stable	0
<i>Muscicapa striata</i>	Spotted Flycatcher	Depleted	LC	10,800-14,500	Pairs	<1%	Increase	1-9
<i>Otus scops</i>	Eurasian Scops-owl	Depleted	LC	26,000-41,000	Pairs	11%	Increase	1-9
<i>Perdix perdix</i>	Grey Partridge	Declining	LC	16,000-21,000	Pairs	<1%	Decrease	10-29
<i>Regulus regulus</i>	Goldcrest	Declining	LC	18,500-22,500	Pairs	<1%	Increase	1-9
<i>Saxicola rubetra</i>	Whinchat	Declining	LC	4,700-6,200	Pairs	<1%	Decrease	1-9
<i>Serinus serinus</i>	European Serin	Declining	LC	47,000-57,000	Pairs	<1%	Increase	1-9
<i>Tringa totanus</i>	Common Redshank	Declining	LC	150-210	Pairs	<1%	Decrease	1-9

## BREEDING 45 SPECIES

Scientific name	English name	European population status	Global Red List Category	Population size	Units	European population %	Population trend since 2000	
							Direction	Magnitude %
<i>Actitis hypoleucos</i>	Common Sandpiper	Declining	LC	90-180	Pairs	<1%	Decrease	1-9
<i>Alauda arvensis</i>	Eurasian Skylark	Declining	LC	220,000-330,000	Pairs	<1%	Decrease	1-9
<i>Alcedo atthis</i>	Common Kingfisher	VU	LC	2,400-3,500	Pairs	2%	Stable	0
<i>Anas acuta</i>	Northern Pintail	Declining	LC	0-3	Pairs	<1%	Fluctuating	0
<i>Anthus campestris</i>	Tawny Pipit	Depleted	LC	3,100-3,800	Pairs	<1%	Stable	0

BLACK-CROWNED NIGHT-HERON *Nycticorax nycticorax* © MARKUS VARESVUO/AGAMI

Scientific name	English name	European population status	Global Red List Category	Population size	Units	European population %	Population trend since 2000	
							Direction	Magnitude %
<i>Anthus trivialis</i>	Tree Pipit	Declining	LC	22,000-31,000	Pairs	<1%	Stable	0
<i>Apus apus</i>	Common Swift	Declining	LC	7,300-7,600	Pairs	<1%	Increase	1-9
<i>Ardea purpurea</i>	Purple Heron	Declining	LC	650-900	Pairs	2%	Decrease	10-29
<i>Ardeola ralloides</i>	Squacco Heron	Depleted	LC	800-1,100	Pairs	5%	Increase	1-9
<i>Asio flammeus</i>	Short-eared Owl	Depleted	LC	0-45	Pairs	<1%	Fluctuating	0
<i>Athene noctua</i>	Little Owl	Depleted	LC	10,300-15,000	Pairs	1%	Stable	0
<i>Aythya fuligula</i>	Tufted Duck	Declining	LC	3-8	Pairs	<1%	Decrease	30
<i>Botaurus stellaris</i>	Eurasian Bittern	Depleted	LC	275-400	Males	<1%	Increase	1-9
<i>Bubo bubo</i>	Eurasian Eagle-owl	Depleted	LC	330-450	Pairs	2%	Increase	1-9
<i>Burhinus oedicnemus</i>	Eurasian Thick-knee	Depleted	LC	10-12	Pairs	<1%	Fluctuating	0
<i>Calandrella brachydactyla</i>	Greater Short-toed Lark	Depleted	LC	70-110	Pairs	<1%	Increase	1-9
<i>Caprimulgus europaeus</i>	European Nightjar	Depleted	LC	3,600-5,100	Males	<1%	(Stable)	(0)
<i>Carpodacus erythrinus</i>	Common Rosefinch	Declining	LC	0-5	Pairs	<1%	Fluctuating	0
<i>Charadrius alexandrinus</i>	Kentish Plover	Declining	LC	0-3	Pairs	<1%	Decrease	10-29
<i>Chlidonias niger</i>	Black Tern	Depleted	LC	2-5	Pairs	<1%	Fluctuating	0
<i>Coturnix coturnix</i>	Common Quail	Depleted	LC	24,000-34,000	Males	<1%	Decrease	1-9
<i>Falco biarmicus</i>	Lanner Falcon	EN	LC	0-1	Pairs	<1%	(Decrease)	(50-100)
<i>Falco naumanni</i>	Lesser Kestrel	Depleted	LC	1-2	Pairs	<1%	(Fluctuating)	(0)
<i>Falco tinnunculus</i>	Common Kestrel	Declining	LC	4,000-5,000	Pairs	<1%	Stable	0
<i>Fulica atra</i>	Common Coot	NT	LC	5,400-7,700	Pairs	<1%	Stable	0
<i>Galerida cristata</i>	Crested Lark	Declining	LC	20,000-28,000	Pairs	<1%	Decrease	10-29
<i>Gallinago gallinago</i>	Common Snipe	Declining	LC	3-6	Pairs	<1%	Fluctuating	0
<i>Hirundo rustica</i>	Barn Swallow	Declining	LC	150,000-230,000	Pairs	<1%	Stable	0
<i>Ixobrychus minutus</i>	Common Little Bittern	Depleted	LC	2,680-3,450	Pairs	4%	Increase	1-9
<i>Jynx torquilla</i>	Eurasian Wryneck	Depleted	LC	4,000-5,800	Pairs	<1%	Stable	0
<i>Melanocorypha calandra</i>	Calandra Lark	Declining	LC	250-350	Pairs	<1%	Increase	30
<i>Milvus migrans</i>	Black Kite	Depleted	LC	34-45	Pairs	<1%	Decrease	10-29
<i>Monticola saxatilis</i>	Rufous-tailed Rock-thrush	Declining	LC	800-1,000	Pairs	<1%	Decrease	1-9
<i>Motacilla flava</i>	Western Yellow Wagtail	Declining	LC	32,000-42,000	Pairs	<1%	Stable	0
<i>Nycticorax nycticorax</i>	Black-crowned Night-heron	Declining	LC	2,800-3,750	Pairs	5%	Increase	1-9
<i>Oenanthe oenanthe</i>	Northern Wheatear	Depleted	LC	2,900-4,000	Pairs	<1%	Decrease	1-9
<i>Passer domesticus</i>	House Sparrow	Declining	LC	1,000,000-1,400,000	Pairs	<1%	Decrease	1-9
<i>Passer montanus</i>	Eurasian Tree Sparrow	Depleted	LC	800,000-1,100,000	Pairs	3%	Stable	0
<i>Poecile montanus</i>	Willow Tit	Declining	LC	2,100-3,200	Pairs	<1%	Stable	0
<i>Riparia riparia</i>	Collared Sand Martin	Depleted	LC	38,000-46,000	Pairs	<1%	Decrease	10-29
<i>Spatula querquedula</i>	Garganey	Declining	LC	217-342	Pairs	<1%	Decrease	10-29
<i>Sternula albifrons</i>	Little Tern	Depleted	LC	25-32	Pairs	<1%	Stable	0
<i>Sturnus vulgaris</i>	Common Starling	Declining	LC	320,000-580,000	Pairs	1%	Stable	0
<i>Tyto alba</i>	Common Barn-owl	Depleted	LC	3,100-4,600	Pairs	2%	Decrease	1-9
<i>Zapornia pusilla</i>	Baillon's Crake	Rare	LC	0-5	Males	<1%	(Fluctuating)	(0)

WINTERING 12 SPECIES

Scientific name	English name	European population status	Global Red List Category	Population size	Units	European population %	Population trend since 2000	
							Direction	Magnitude %
<i>Anas acuta</i>	Northern Pintail	Declining	LC	50-150	Individuals	<1%	Increase	2-5
<i>Aythya fuligula</i>	Tufted Duck	Declining	LC	3,000-6,000	Individuals	<1%	Decrease	5-10
<i>Aythya marila</i>	Greater Scaup	VU	LC	10-50	Individuals	<1%	Fluctuating	0
<i>Circus cyaneus</i>	Hen Harrier	NT	LC	200-400	Individuals	3%	Fluctuating	0
<i>Cygnus columbianus</i>	Tundra Swan	EN	LC	0-21	Individuals	<1%	Unknown	Unknown
<i>Fulica atra</i>	Common Coot	NT	LC	15,000-50,000	Individuals	1%	Fluctuating	0
<i>Gallinago gallinago</i>	Common Snipe	Declining	LC	50-300	Individuals	<1%	Fluctuating	0
<i>Gavia arctica</i>	Arctic Loon	Declining	LC	10-100	Individuals	<1%	Fluctuating	0
<i>Gavia stellata</i>	Red-throated Loon	Depleted	LC	5-50	Individuals	<1%	Fluctuating	0
<i>Hydrocoloeus minutus</i>	Little Gull	NT	LC	10-50	Individuals	<1%	Fluctuating	0
<i>Mergellus albellus</i>	Smew	Depleted	LC	600-2,000	Individuals	3%	Decrease	30-40
<i>Mergus serrator</i>	Red-breasted Merganser	NT	LC	2-50	Individuals	<1%	Fluctuating	0

# SLOVAKIA



Slovakia covers **49,035 km<sup>2</sup>** (0.4% of Europe) and supports breeding populations of 221 regularly occurring species, of which 75 (34%) are SPECs. At least 15 waterbird species winter in the country. Slovakia holds 7% of the European breeding population of Saker Falcon *Falco cherrug* (globally Endangered) and 2% of that of Eastern Imperial Eagle *Aquila heliaca* (globally Vulnerable), as

well significant breeding populations of several common but declining species in Europe, including Yellowhammer *Emberiza citrinella*, Northern House Martin *Delichon urbicum* and Common Kestrel *Falco tinnunculus*. In winter, it hosts small yet notable numbers of Lesser White-fronted Goose *Anser erythropus* and Common Pochard *Aythya ferina* (both globally Vulnerable).

[HTTP://DATAZONE.BIRDLIFE.ORG/INFO/EUOREDLIST](http://datazone.birdlife.org/info/euroredlist)

## SPEC

## SPECIES OF GLOBAL CONSERVATION CONCERN

1

### BREEDING 13 SPECIES

Scientific name	English name	European population status	Global Red List Category	Population size	Units	European population %	Population trend since 2000	
							Direction	Magnitude %
<i>Anthus pratensis</i>	Meadow Pipit	NT	NT	(250-500)	Pairs	<1%	(Stable)	(0)
<i>Aquila heliaca</i>	Eastern Imperial Eagle	Rare	VU	<b>35-40</b>	Pairs	2%	<b>Increase</b>	<b>10-20</b>
<i>Aythya ferina</i>	Common Pochard	VU	VU	300-500	Pairs	<1%	Decrease	30-50
<i>Aythya nyroca</i>	Ferruginous Duck	Depleted	NT	<b>5-10</b>	Pairs	<1%	<b>Stable</b>	<b>0</b>
<i>Falco cherrug</i>	Saker Falcon	VU	EN	<b>20-45</b>	Pairs	7%	<b>Increase</b>	<b>10-90</b>
<i>Falco vespertinus</i>	Red-footed Falcon	NT	NT	<b>0-10</b>	Pairs	<1%	<b>Decrease</b>	<b>95-100</b>
<i>Limosa limosa</i>	Black-tailed Godwit	VU	NT	0	Pairs	0%	Decrease	50-100
<i>Milvus milvus</i>	Red Kite	NT	NT	<b>15-20</b>	Pairs	<1%	<b>Decrease</b>	<b>30-50</b>
<i>Numenius arquata</i>	Eurasian Curlew	VU	NT	0	Pairs	0%	Decrease	80-100
<i>Otis tarda</i>	Great Bustard	Declining	VU	<b>0-5</b>	Males	<1%	<b>Decrease</b>	<b>1-20</b>
<i>Streptopelia turtur</i>	European Turtle-dove	VU	VU	15,000-30,000	Pairs	<1%	Stable	0
<i>Turdus iliacus</i>	Redwing	NT	NT	0-5	Pairs	<1%	Fluctuating	0
<i>Vanellus vanellus</i>	Northern Lapwing	VU	NT	(2,000-4,000)	Pairs	<1%	(Decrease)	(10-30)

### WINTERING 2 SPECIES

Scientific name	English name	European population status	Global Red List Category	Population size	Units	European population %	Population trend since 2000	
							Direction	Magnitude %
<i>Anser erythropus</i>	Lesser White-fronted Goose	EN	VU	(0-15)	Individuals	<1%	(Stable)	(0)
<i>Aythya ferina</i>	Common Pochard	VU	VU	6,000-7,000	Individuals	1%	Decrease	20-80



RED-FOOTED FALCON *Falco vespertinus* © RON KNIGHT

## SPEC

SPECIES OF EUROPEAN CONSERVATION CONCERN  
CONCENTRATED IN EUROPE

2

## BREEDING 18 SPECIES

Scientific name	English name	European population status	Global Red List Category	Population size	Units	European population %	Population trend since 2000	
							Direction	Magnitude %
<i>Coracias garrulus</i>	European Roller	Declining	LC	0-10	Pairs	<1%	Decrease	80-100
<i>Crex crex</i>	Corncrake	Depleted	LC	1,400-1,700	Males	<1%	Decrease	1-10
<i>Delichon urbicum</i>	Northern House Martin	Declining	LC	400,000-900,000	Pairs	4%	Decrease	10-20
<i>Emberiza calandra</i>	Corn Bunting	Depleted	LC	(4,000-8,000)	Pairs	<1%	(Stable)	(0)
<i>Emberiza citrinella</i>	Yellowhammer	Declining	LC	(800,000-1,500,000)	Pairs	5%	(Stable)	(0)
<i>Emberiza hortulana</i>	Ortolan Bunting	Declining	LC	0	Pairs	0%	Unknown	Unknown
<i>Lanius collurio</i>	Red-backed Shrike	Depleted	LC	(65,000-130,000)	Pairs	<1%	Decrease	5-10
<i>Lanius minor</i>	Lesser Grey Shrike	Declining	LC	400-600	Pairs	<1%	Decrease	10-30
<i>Lanius senator</i>	Woodchat Shrike	Declining	LC	0	Pairs	0%	Unknown	Unknown
<i>Linaria cannabina</i>	Common Linnet	Declining	LC	40,000-60,000	Pairs	<1%	Stable	0
<i>Lullula arborea</i>	Woodlark	Depleted	LC	(1,500-3,000)	Pairs	<1%	(Decrease)	(1-20)
<i>Muscicapa striata</i>	Spotted Flycatcher	Depleted	LC	(70,000-160,000)	Pairs	<1%	(Increase)	(10-20)
<i>Otus scops</i>	Eurasian Scops-owl	Depleted	LC	40-80	Pairs	<1%	(Decrease)	(10-20)
<i>Perdix perdix</i>	Grey Partridge	Declining	LC	1,000-3,000	Pairs	<1%	Decrease	20-80
<i>Regulus regulus</i>	Goldcrest	Declining	LC	(200,000-400,000)	Pairs	1%	(Stable)	(0)
<i>Saxicola rubetra</i>	Whinchat	Declining	LC	(8,000-15,000)	Pairs	<1%	(Decrease)	(10-20)
<i>Serinus serinus</i>	European Serin	Declining	LC	50,000-100,000	Pairs	<1%	Stable	0
<i>Tringa totanus</i>	Common Redshank	Declining	LC	20-50	Pairs	<1%	Decrease	10-30

## SPEC

SPECIES OF EUROPEAN CONSERVATION CONCERN  
NOT CONCENTRATED IN EUROPE

3

## BREEDING 44 SPECIES

Scientific name	English name	European population status	Global Red List Category	Population size	Units	European population %	Population trend since 2000	
							Direction	Magnitude %
<i>Actitis hypoleucos</i>	Common Sandpiper	Declining	LC	(700-1,300)	Pairs	<1%	Stable	0
<i>Alauda arvensis</i>	Eurasian Skylark	Declining	LC	200,000-350,000	Pairs	<1%	Decrease	1-10
<i>Alcedo atthis</i>	Common Kingfisher	VU	LC	700-1,300	Pairs	<1%	Stable	0
<i>Anas acuta</i>	Northern Pintail	Declining	LC	0-10	Pairs	<1%	Fluctuating	0
<i>Anthus campestris</i>	Tawny Pipit	Depleted	LC	100-120	Pairs	<1%	(Decrease)	(25-50)
<i>Anthus trivialis</i>	Tree Pipit	Declining	LC	200,000-350,000	Pairs	<1%	Decrease	5-15
<i>Apus apus</i>	Common Swift	Declining	LC	<b>30,000-60,000</b>	Pairs	<1%	<b>Stable</b>	<b>0</b>
<i>Ardea purpurea</i>	Purple Heron	Declining	LC	15-25	Pairs	<1%	Decrease	20-40
<i>Ardeola ralloides</i>	Squacco Heron	Depleted	LC	0	Pairs	0%	Unknown	Unknown
<i>Asio flammeus</i>	Short-eared Owl	Depleted	LC	(0-50)	Pairs	<1%	(Fluctuating)	(0)
<i>Athene noctua</i>	Little Owl	Depleted	LC	(400-700)	Pairs	<1%	(Decrease)	(10-20)
<i>Aythya fuligula</i>	Tufted Duck	Declining	LC	<b>250-500</b>	Pairs	<1%	<b>Stable</b>	<b>0</b>
<i>Botaurus stellaris</i>	Eurasian Bittern	Depleted	LC	50-80	Males	<1%	Stable	0
<i>Bubo bubo</i>	Eurasian Eagle-owl	Depleted	LC	300-400	Pairs	1%	Stable	0
<i>Burhinus oediconemus</i>	Eurasian Thick-knee	Depleted	LC	(0-5)	Pairs	<1%	(Decrease)	(75-100)
<i>Calandrella brachydactyla</i>	Greater Short-toed Lark	Depleted	LC	0	Pairs	0%	n/a	Unknown
<i>Caprimulgus europaeus</i>	European Nightjar	Depleted	LC	(1,000-2,000)	Males	<1%	(Decrease)	(10-20)
<i>Carpodacus erythrinus</i>	Common Rosefinch	Declining	LC	500-1,000	Pairs	<1%	Stable	0
<i>Charadrius alexandrinus</i>	Kentish Plover	Declining	LC	0	Pairs	0%	Unknown	Unknown
<i>Chlidonias niger</i>	Black Tern	Depleted	LC	0-10	Pairs	<1%	Decrease	75-100



Scientific name	English name	European population status	Global Red List Category	Population size	Units	European population %	Population trend since 2000	
							Direction	Magnitude %
<i>Coturnix coturnix</i>	Common Quail	Depleted	LC	(2,000-6,000)	Males	<1%	(Decrease)	(0-20)
<i>Falco tinnunculus</i>	Common Kestrel	Declining	LC	6,000-10,000	Pairs	2%	Stable	0
<i>Fulica atra</i>	Common Coot	NT	LC	4,000-8,000	Pairs	<1%	Stable	0
<i>Galerida cristata</i>	Crested Lark	Declining	LC	(1,000-4,000)	Pairs	<1%	(Decrease)	(25-50)
<i>Gallinago gallinago</i>	Common Snipe	Declining	LC	30-100	Pairs	<1%	Decrease	10-20
<i>Hirundo rustica</i>	Barn Swallow	Declining	LC	200,000-400,000	Pairs	<1%	Decrease	5-15
<i>Ixobrychus minutus</i>	Common Little Bittern	Depleted	LC	(200-400)	Pairs	<1%	(Stable)	(0)
<i>Jynx torquilla</i>	Eurasian Wryneck	Depleted	LC	(2,500-4,000)	Pairs	<1%	(Stable)	(0)
<i>Lanius excubitor</i>	Great Grey Shrike	Depleted	LC	500-800	Pairs	<1%	Decrease	10-20
<i>Lyrurus tetrix</i>	Black Grouse	Depleted	LC	150-250	Males	<1%	Stable	0
<i>Milvus migrans</i>	Black Kite	Depleted	LC	<b>5-10</b>	Pairs	<1%	<b>Decrease</b>	<b>60-70</b>
<i>Monticola saxatilis</i>	Rufous-tailed Rock-thrush	Declining	LC	(0-3)	Pairs	<1%	(Decrease)	(100)
<i>Motacilla flava</i>	Western Yellow Wagtail	Declining	LC	(2,500-4,000)	Pairs	<1%	(Stable)	(0)
<i>Nycticorax nycticorax</i>	Black-crowned Night-heron	Declining	LC	500-1,000	Pairs	<1%	Increase	10-20
<i>Oenanthe oenanthe</i>	Northern Wheatear	Depleted	LC	(2,000-4,000)	Pairs	<1%	(Decrease)	(30-60)
<i>Passer domesticus</i>	House Sparrow	Declining	LC	(1,200,000-1,800,000)	Pairs	<1%	(Decrease)	(1-10)
<i>Passer montanus</i>	Eurasian Tree Sparrow	Depleted	LC	(300,000-600,000)	Pairs	1%	(Stable)	(0)
<i>Phylloscopus trochilus</i>	Willow Warbler	Declining	LC	(400,000-600,000)	Pairs	<1%	(Stable)	(0)
<i>Poecile montanus</i>	Willow Tit	Declining	LC	(60,000-150,000)	Pairs	<1%	(Stable)	(0)
<i>Riparia riparia</i>	Collared Sand Martin	Depleted	LC	5,000-10,000	Pairs	<1%	Decrease	30-50
<i>Spatula querquedula</i>	Garganey	Declining	LC	<b>30-60</b>	Pairs	<1%	<b>Decrease</b>	<b>10-20</b>
<i>Sternula albifrons</i>	Little Tern	Depleted	LC	<b>0-5</b>	Pairs	<1%	Fluctuating	0
<i>Sturnus vulgaris</i>	Common Starling	Declining	LC	(400,000-800,000)	Pairs	1%	(Stable)	(0)
<i>Tyto alba</i>	Common Barn-owl	Depleted	LC	400-600	Pairs	<1%	Decrease	20-40

### WINTERING 3 SPECIES

Scientific name	English name	European population status	Global Red List Category	Population size	Units	European population %	Population trend since 2000	
							Direction	Magnitude %
<i>Aythya fuligula</i>	Tufted Duck	Declining	LC	<b>25,000-27,000</b>	Individuals	2%	<b>Increase</b>	<b>50-90</b>
<i>Fulica atra</i>	Common Coot	NT	LC	5,000-10,000	Individuals	<1%	Stable	0
<i>Mergellus albellus</i>	Smew	Depleted	LC	320-400	Individuals	1%	Stable	0



EASTERN IMPERIAL EAGLE *Aquila heliaca* © DANIELE OCCHIATO

# SLOVENIA



With a territory of **20,270 km<sup>2</sup>** (0.2% of Europe), Slovenia holds breeding populations of 209 regularly occurring species, of which 65 (31%) are SPECs, and at least 44 wintering waterbird species. It holds breeding populations of several species of global conservation concern, including the Vulnerable European Turtle-dove *Streptopelia turtur* (1,500-3,500

pairs) and Common Pochard *Aythya ferina* (50-100 pairs). Slovenia also supports the regionally endemic Italian Sparrow *Passer italiae* (3,000-4,000 pairs) as well as many common birds whose populations are declining in Europe, including Yellowhammer *Emberiza citrinella*, European Serin *Serinus serinus* and Northern House Martin *Delichon urbicum*.

[HTTP://DATAZONE.BIRDLIFE.ORG/INFO/EUOREDLIST](http://datazone.birdlife.org/info/euroredlist)

## SPEC

## SPECIES OF GLOBAL CONSERVATION CONCERN

1

### BREEDING 6 SPECIES

Scientific name	English name	European population status	Global Red List Category	Population size	Units	European population %	Population trend since 2000	
							Direction	Magnitude %
<i>Alectoris graeca</i>	Rock Partridge	NT	NT	280-440	Pairs	<1%	Fluctuating	0-20
<i>Aythya ferina</i>	Common Pochard	VU	VU	50-100	Pairs	<1%	Increase	10-30
<i>Aythya nyroca</i>	Ferruginous Duck	Depleted	NT	15-30	Pairs	<1%	Increase	100-300
<i>Numenius arquata</i>	Eurasian Curlew	VU	NT	12-15	Pairs	<1%	Stable	0
<i>Streptopelia turtur</i>	European Turtle-dove	VU	VU	3,500-5,000	Pairs	<1%	Decrease	30-50
<i>Vanellus vanellus</i>	Northern Lapwing	VU	NT	700-1,000	Pairs	<1%	Unknown	Unknown

### WINTERING 8 SPECIES

Scientific name	English name	European population status	Global Red List Category	Population size	Units	European population %	Population trend since 2000	
							Direction	Magnitude %
<i>Aythya ferina</i>	Common Pochard	VU	VU	500-1,350	Individuals	<1%	<b>Decrease</b>	<b>15-30</b>
<i>Aythya nyroca</i>	Ferruginous Duck	Depleted	NT	<b>1-6</b>	Individuals	<1%	Increase	50-200
<i>Clangula hyemalis</i>	Long-tailed Duck	VU	VU	<b>0-1</b>	Individuals	<1%	Fluctuating	0-100
<i>Melanitta fusca</i>	Velvet Scoter	VU	VU	5-30	Individuals	<1%	Fluctuating	0-1,000
<i>Numenius arquata</i>	Eurasian Curlew	VU	NT	35-70	Individuals	<1%	Stable	0
<i>Podiceps auritus</i>	Horned Grebe	NT	VU	0-2	Individuals	<1%	Fluctuating	0-200
<i>Somateria mollissima</i>	Common Eider	VU	NT	0-1	Individuals	<1%	Stable	0
<i>Vanellus vanellus</i>	Northern Lapwing	VU	NT	30-50	Individuals	<1%	Unknown	Unknown



FERRUGINOUS DUCK *Aythya nyroca* © ANASTASIOS SAKOULIS

## BREEDING 19 SPECIES

Scientific name	English name	European population status	Global Red List Category	Population size	Units	European population %	Population trend since 2000	
							Direction	Magnitude %
<i>Coracias garrulus</i>	European Roller	Declining	LC	0-1	Pairs	<1%	Decrease	100
<i>Crex crex</i>	Corncrake	Depleted	LC	250-350	Males	<1%	Decrease	30-75
<i>Delichon urbicum</i>	Northern House Martin	Declining	LC	(50,000-100,000)	Pairs	<1%	Stable	0-20
<i>Emberiza calandra</i>	Corn Bunting	Depleted	LC	4,900-10,500	Pairs	<1%	Decrease	49-55
<i>Emberiza citrinella</i>	Yellowhammer	Declining	LC	90,000-115,000	Pairs	<1%	Decrease	10-30
<i>Emberiza hortulana</i>	Ortolan Bunting	Declining	LC	20-34	Pairs	<1%	Decrease	60-80
<i>Lanius collurio</i>	Red-backed Shrike	Depleted	LC	20,000-30,000	Pairs	<1%	Decrease	20-30
<i>Lanius minor</i>	Lesser Grey Shrike	Declining	LC	2-13	Pairs	<1%	Decrease	80
<i>Lanius senator</i>	Woodchat Shrike	Declining	LC	(0-2)	Pairs	<1%	Unknown	Unknown
<i>Linaria cannabina</i>	Common Linnet	Declining	LC	10,000-15,000	Pairs	<1%	Decrease	30-50
<i>Lullula arborea</i>	Woodlark	Depleted	LC	3,300-4,400	Pairs	<1%	Decrease	29-35
<i>Muscicapa striata</i>	Spotted Flycatcher	Depleted	LC	25,000-42,000	Pairs	<1%	Unknown	Unknown
<i>Otus scops</i>	Eurasian Scops-owl	Depleted	LC	600-1,000	Pairs	<1%	Decrease	30-50
<i>Passer italiae</i>	Italian Sparrow	VU	LC	3,000-4,000	Pairs	<1%	Unknown	Unknown
<i>Perdix perdix</i>	Grey Partridge	Declining	LC	100-1,000	Pairs	<1%	(Decrease)	(10-20)
<i>Regulus regulus</i>	Goldcrest	Declining	LC	80,000-175,000	Pairs	<1%	Unknown	Unknown
<i>Saxicola rubetra</i>	Whinchat	Declining	LC	600-1,100	Pairs	<1%	Decrease	40-50
<i>Serinus serinus</i>	European Serin	Declining	LC	65,000-115,000	Pairs	<1%	Decrease	30-40
<i>Tringa totanus</i>	Common Redshank	Declining	LC	10-20	Pairs	<1%	Increase	10-20

## WINTERING 1 SPECIES

Scientific name	English name	European population status	Global Red List Category	Population size	Units	European population %	Population trend since 2000	
							Direction	Magnitude %
<i>Tringa totanus</i>	Common Redshank	Declining	LC	0-11	Individuals	<1%	Decrease	90-100


## BREEDING 40 SPECIES

Scientific name	English name	European population status	Global Red List Category	Population size	Units	European population %	Population trend since 2000	
							Direction	Magnitude %
<i>Actitis hypoleucos</i>	Common Sandpiper	Declining	LC	185-300	Pairs	<1%	Decrease	20-35
<i>Alauda arvensis</i>	Eurasian Skylark	Declining	LC	10,000-18,000	Pairs	<1%	Decrease	30-40
<i>Alcedo atthis</i>	Common Kingfisher	VU	LC	200-300	Pairs	<1%	Decrease	5-10
<i>Anas acuta</i>	Northern Pintail	Declining	LC	0-1	Pairs	<1%	Fluctuating	0
<i>Anthus campestris</i>	Tawny Pipit	Depleted	LC	30-55	Pairs	<1%	Decrease	0-10
<i>Anthus trivialis</i>	Tree Pipit	Declining	LC	30,000-50,000	Pairs	<1%	Decrease	10-20
<i>Apus apus</i>	Common Swift	Declining	LC	3,000-5,000	Pairs	<1%	Unknown	Unknown
<i>Ardea purpurea</i>	Purple Heron	Declining	LC	0-1	Pairs	<1%	Unknown	Unknown
<i>Athene noctua</i>	Little Owl	Depleted	LC	100-150	Pairs	<1%	Decrease	20-30
<i>Aythya fuligula</i>	Tufted Duck	Declining	LC	50-100	Pairs	<1%	Fluctuating	10
<i>Botaurus stellaris</i>	Eurasian Bittern	Depleted	LC	2-4	Males	<1%	Fluctuating	10-50
<i>Bubo bubo</i>	Eurasian Eagle-owl	Depleted	LC	80-100	Pairs	<1%	Increase	0-10
<i>Caprimulgus europaeus</i>	European Nightjar	Depleted	LC	1,000-1,500	Males	<1%	Stable	0-10
<i>Carpodacus erythrinus</i>	Common Rosefinch	Declining	LC	10-30	Pairs	<1%	Decrease	0-10
<i>Charadrius alexandrinus</i>	Kentish Plover	Declining	LC	30-65	Pairs	<1%	Increase	0-20

Scientific name	English name	European population status	Global Red List Category	Population size	Units	European population %	Population trend since 2000	
							Direction	Magnitude %
<i>Coturnix coturnix</i>	Common Quail	Depleted	LC	1,000-2,000	Males	<1%	Decrease	10-30
<i>Falco naumanni</i>	Lesser Kestrel	Depleted	LC	0	Pairs	0%	n/a	Unknown
<i>Falco tinnunculus</i>	Common Kestrel	Declining	LC	2,000-2,500	Pairs	<1%	Unknown	Unknown
<i>Fulica atra</i>	Common Coot	NT	LC	300-500	Pairs	<1%	Unknown	Unknown
<i>Galerida cristata</i>	Crested Lark	Declining	LC	750-900	Pairs	<1%	Unknown	Unknown
<i>Gallinago gallinago</i>	Common Snipe	Declining	LC	10-20	Pairs	<1%	Fluctuating	0-100
<i>Hirundo rustica</i>	Barn Swallow	Declining	LC	<b>180,000-290,000</b>	Pairs	<1%	Increase	10-20
<i>Ixobrychus minutus</i>	Common Little Bittern	Depleted	LC	70-130	Pairs	<1%	Unknown	Unknown
<i>Jynx torquilla</i>	Eurasian Wryneck	Depleted	LC	5,000-10,000	Pairs	<1%	Unknown	Unknown
<i>Lagopus muta</i>	Rock Ptarmigan	NT	LC	300-500	Pairs	<1%	Decrease	10-20
<i>Lyrurus tetrix</i>	Black Grouse	Depleted	LC	1,500-2,000	Males	<1%	Stable	0-10
<i>Milvus migrans</i>	Black Kite	Depleted	LC	10-20	Pairs	<1%	Increase	10-50
<i>Monticola saxatilis</i>	Rufous-tailed Rock-thrush	Declining	LC	200-300	Pairs	<1%	Unknown	Unknown
<i>Motacilla flava</i>	Western Yellow Wagtail	Declining	LC	<b>3,400-3,800</b>	Pairs	<1%	<b>Increase</b>	<b>20-60</b>
<i>Nycticorax nycticorax</i>	Black-crowned Night-heron	Declining	LC	10-20	Pairs	<1%	Increase	0-20
<i>Oenanthe oenanthe</i>	Northern Wheatear	Depleted	LC	400-1,500	Pairs	<1%	Unknown	Unknown
<i>Passer domesticus</i>	House Sparrow	Declining	LC	300,000-465,000	Pairs	<1%	Increase	4-6
<i>Passer montanus</i>	Eurasian Tree Sparrow	Depleted	LC	<b>180,000-290,000</b>	Pairs	<1%	Unknown	Unknown
<i>Phylloscopus trochilus</i>	Willow Warbler	Declining	LC	300-400	Pairs	<1%	Unknown	Unknown
<i>Poecile montanus</i>	Willow Tit	Declining	LC	<b>17,000-32,000</b>	Pairs	<1%	Unknown	Unknown
<i>Riparia riparia</i>	Collared Sand Martin	Depleted	LC	500-2,000	Pairs	<1%	Fluctuating	0-300
<i>Spatula querquedula</i>	Garganey	Declining	LC	20-30	Pairs	<1%	Stable	0
<i>Sternula albifrons</i>	Little Tern	Depleted	LC	<b>35-72</b>	Pairs	<1%	<b>Increase</b>	<b>30-50</b>
<i>Sturnus vulgaris</i>	Common Starling	Declining	LC	<b>180,000-350,000</b>	Pairs	<1%	Unknown	Unknown
<i>Tyto alba</i>	Common Barn-owl	Depleted	LC	80-130	Pairs	<1%	Unknown	Unknown

## WINTERING 12 SPECIES

Scientific name	English name	European population status	Global Red List Category	Population size	Units	European population %	Population trend since 2000	
							Direction	Magnitude %
<i>Anas acuta</i>	Northern Pintail	Declining	LC	<b>2-8</b>	Individuals	<1%	<b>Stable</b>	<b>0</b>
<i>Aythya fuligula</i>	Tufted Duck	Declining	LC	1,000-1,500	Individuals	<1%	<b>Decrease</b>	<b>65-75</b>
<i>Aythya marila</i>	Greater Scaup	VU	LC	<b>5-11</b>	Individuals	<1%	Stable	0
<i>Calidris alpina</i>	Dunlin	Declining	LC	<b>0-11</b>	Individuals	<1%	Unknown	Unknown
<i>Charadrius alexandrinus</i>	Kentish Plover	Declining	LC	0-11	Individuals	<1%	Fluctuating	0-10
<i>Circus cyaneus</i>	Hen Harrier	NT	LC	50-150	Individuals	1%	Unknown	Unknown
<i>Fulica atra</i>	Common Coot	NT	LC	4,500-11,500	Individuals	<1%	<b>Increase</b>	<b>5-10</b>
<i>Gallinago gallinago</i>	Common Snipe	Declining	LC	(50-250)	Individuals	<1%	Unknown	Unknown
<i>Gavia arctica</i>	Arctic Loon	Declining	LC	30-90	Individuals	<1%	<b>Stable</b>	<b>0</b>
<i>Gavia stellata</i>	Red-throated Loon	Depleted	LC	1-10	Individuals	<1%	Unknown	Unknown
<i>Mergellus albellus</i>	Smew	Depleted	LC	<b>31-100</b>	Individuals	<1%	Decrease	50-80
<i>Mergus serrator</i>	Red-breasted Merganser	NT	LC	25-140	Individuals	<1%	<b>Decrease</b>	<b>25-75</b>

EUROPEAN ROLLER *Coracias garrulus* © IVO ZAFIROV

# SPAIN

Spain has a land area of **505,940 km<sup>2</sup>** (4.5% of Europe). It holds 289 regularly occurring breeding species, of which 111 (42%) are SPECs, and at least 61 species of wintering waterbirds. Spain is exceptionally important for SPECs, with many endemic species occurring on the Canary and Balearic Islands, such as the Endangered Gran Canaria Blue Chaffinch *Fringilla polatzeki* (Europe's rarest passerine) and the Critically Endangered Balearic Shearwater *Puffinus mauretanicus* (Europe's



most threatened seabird). Mainland Spain is also crucial, holding almost the entire global populations of Spanish Imperial Eagle *Aquila adalberti* and Iberian Green Woodpecker *Picus sharpei*, most of the global population of Great Bustard *Otis tarda* and the entire European population of Dupont's Lark *Chersophilus duponti*. Spain is also Europe's most critical country for vultures and holds significant populations of wintering waterbirds, including Black-tailed Godwit *Limosa limosa*.

[HTTP://DATAZONE.BIRDLIFE.ORG/INFO/EUOREDLIST](http://datazone.birdlife.org/info/euroredlist)

**SPEC**

## SPECIES OF GLOBAL CONSERVATION CONCERN

**1**

### BREEDING 25 SPECIES

Scientific name	English name	European population status	Global Red List Category	Population size	Units	European population %	Population trend since 2000	
							Direction	Magnitude %
<i>Aegypius monachus</i>	Cinereous Vulture	Rare	NT	<b>2,068</b>	Pairs	86%	<b>Increase</b>	<b>246</b>
<i>Aquila adalberti</i>	Spanish Imperial Eagle	VU	VU	<b>358</b>	Pairs	96%	<b>Increase</b>	<b>135</b>
<i>Aythya ferina</i>	Common Pochard	VU	VU	8,300	Pairs	3%	Fluctuating	0
<i>Aythya nyroca</i>	Ferruginous Duck	Depleted	NT	<b>2</b>	Pairs	<1%	<b>Stable</b>	<b>0</b>
<i>Chersophilus duponti</i>	Dupont's Lark	VU	NT	<b>2,200-2,700</b>	Pairs	100%	Decrease	Unknown
<i>Chlamydotis undulata</i>	African Houbara	NT	VU	<b>853-1,207</b>	Individuals	100%	<b>Fluctuating</b>	<b>0</b>
<i>Columba junoniae</i>	White-tailed Laurel-pigeon	NT	NT	(1,000-2,500)	Individuals	100%	Unknown	Unknown
<i>Fringilla polatzeki</i>	Gran Canaria Blue Chaffinch	EN	EN	<b>120-132</b>	Pairs	100%	<b>Increase</b>	Unknown
<i>Fringilla teydea</i>	Tenerife Blue Chaffinch	NT	NT	(1,000-2,500)	Pairs	100%	(Increase)	Unknown
<i>Gypaetus barbatus</i>	Bearded Vulture	VU	NT	<b>117</b>	Pairs	17%	<b>Increase</b>	<b>41</b>
<i>Haematopus ostralegus</i>	Eurasian Oystercatcher	VU	NT	<b>49-51</b>	Pairs	<1%	<b>Stable</b>	<b>0</b>
<i>Limosa limosa</i>	Black-tailed Godwit	VU	NT	<b>0-10</b>	Pairs	<1%	<b>Stable</b>	<b>0</b>
<i>Marmaronetta angustirostris</i>	Marbled Teal	VU	VU	<b>23-112</b>	Pairs	8%	Decrease	14-51
<i>Milvus milvus</i>	Red Kite	NT	NT	<b>3,810-4,150</b>	Pairs	14%	<b>Decrease</b>	<b>25</b>
<i>Neophron percnopterus</i>	Egyptian Vulture	EN	EN	<b>1,312-1,392</b>	Pairs	36%	<b>Stable</b>	<b>0</b>
<i>Numenius arquata</i>	Eurasian Curlew	VU	NT	<b>3</b>	Pairs	<1%	<b>Stable</b>	<b>0</b>
<i>Otis tarda</i>	Great Bustard	Declining	VU	<b>13,750-16,500</b>	Males	80%	<b>Increase</b>	<b>22</b>
<i>Oxyura leucocephala</i>	White-headed Duck	EN	EN	<b>120-318</b>	Pairs	50%	<b>Stable</b>	<b>0</b>
<i>Picus sharpei</i>	Iberian Green Woodpecker	NT	NT	<b>236,000-420,500</b>	Pairs	93%	<b>Decrease</b>	<b>22</b>
<i>Puffinus mauretanicus</i>	Balearic Shearwater	CR	CR	3,193	Pairs	100%	Decrease	Unknown
<i>Saxicola dacotiae</i>	Fuerteventura Stonechat	NT	NT	<b>13,376-15,492</b>	Individuals	100%	Unknown	Unknown
<i>Streptopelia turtur</i>	European Turtle-dove	VU	VU	<b>1,372,000-2,295,000</b>	Pairs	41%	<b>Decrease</b>	<b>29</b>
<i>Sylvia undata</i>	Dartford Warbler	NT	NT	<b>491,500-875,000</b>	Pairs	67%	<b>Decrease</b>	<b>30</b>
<i>Tetrax tetrax</i>	Little Bustard	VU	NT	<b>41,482-86,195</b>	Males	70%	<b>Decrease</b>	<b>46</b>
<i>Vanellus vanellus</i>	Northern Lapwing	VU	NT	<b>1,500-1,600</b>	Pairs	<1%	<b>Stable</b>	<b>0</b>

BALEARIC SHEARWATER  
*Puffinus mauretanicus*  
© RICARDO GUERREIRO



DUPONT'S LARK  
*Chersophilus duponti*  
© RICARDO RODRIGUEZ



# SPAIN

HTTP://DATAZONE.BIRDLIFE.ORG/INFO/EUOREDLIST

## WINTERING 14 SPECIES

Scientific name	English name	European population status	Global Red List Category	Population size	Units	European population %	Population trend since 2000	
							Direction	Magnitude %
<i>Aquila adalberti</i>	Spanish Imperial Eagle	VU	VU	900-1,000	Individuals	100%	Increase	Unknown
<i>Aythya ferina</i>	Common Pochard	VU	VU	18,009-25,373	Individuals	3%	Decrease	39
<i>Aythya nyroca</i>	Ferruginous Duck	Depleted	NT	24-30	Individuals	1%	Stable	0
<i>Calidris canutus</i>	Red Knot	Secure	NT	329-541	Individuals	<1%	Increase	Unknown
<i>Calidris ferruginea</i>	Curlew Sandpiper	VU	NT	631-1,384	Individuals	70%	Increase	Unknown
<i>Haematopus ostralegus</i>	Eurasian Oystercatcher	VU	NT	2,960-3,362	Individuals	<1%	Increase	21
<i>Limosa lapponica</i>	Bar-tailed Godwit	Secure	NT	3,302-4,299	Individuals	3%	Stable	0
<i>Limosa limosa</i>	Black-tailed Godwit	VU	NT	34,941-73,818	Individuals	32%	Decrease	19
<i>Marmaronetta angustirostris</i>	Marbled Teal	VU	VU	53-500	Individuals	12%	Fluctuating	0
<i>Numenius arquata</i>	Eurasian Curlew	VU	NT	4,233-5,063	Individuals	1%	Stable	0
<i>Oxyura leucocephala</i>	White-headed Duck	EN	EN	1,562	Individuals	15%	Stable	0
<i>Podiceps auritus</i>	Horned Grebe	NT	VU	9-29	Individuals	<1%	Stable	0
<i>Somateria mollissima</i>	Common Eider	VU	NT	(1)	Individuals	<1%	Fluctuating	0
<i>Vanellus vanellus</i>	Northern Lapwing	VU	NT	121,663-142,955	Individuals	3%	Decrease	36

## SPEC

## SPECIES OF EUROPEAN CONSERVATION CONCERN CONCENTRATED IN EUROPE

2

## BREEDING 22 SPECIES

Scientific name	English name	European population status	Global Red List Category	Population size	Units	European population %	Population trend since 2000	
							Direction	Magnitude %
<i>Alectoris rufa</i>	Red-legged Partridge	Declining	LC	4,360,000-5,625,000	Pairs	83%	Decrease	16
<i>Calonectris borealis</i>	Cory's Shearwater	Depleted	LC	(30,261-30,696)	Pairs	12%	Unknown	Unknown
<i>Columba bollii</i>	Dark-tailed Laurel-pigeon	Rare	LC	(2,500-10,000)	Individuals	100%	Unknown	Unknown
<i>Coracias garrulus</i>	European Roller	Declining	LC	2,039	Pairs	4%	Increase	130
<i>Delichon urbicum</i>	Northern House Martin	Declining	LC	3,020,000-5,945,000	Pairs	26%	Increase	3
<i>Emberiza calandra</i>	Corn Bunting	Depleted	LC	9,952,000-12,110,000	Pairs	46%	Stable	0
<i>Emberiza citrinella</i>	Yellowhammer	Declining	LC	244,000-398,000	Pairs	1%	Decrease	14
<i>Emberiza hortulana</i>	Ortolan Bunting	Declining	LC	180,500-365,000	Pairs	5%	Decrease	13
<i>Lanius collurio</i>	Red-backed Shrike	Depleted	LC	131,500-246,000	Pairs	2%	Decrease	50
<i>Lanius meridionalis</i>	Iberian Grey Shrike	VU	LC	359,000-595,000	Pairs	95%	Decrease	57
<i>Lanius minor</i>	Lesser Grey Shrike	Declining	LC	1	Pairs	<1%	Decrease	95
<i>Lanius senator</i>	Woodchat Shrike	Declining	LC	1,790,000-2,810,000	Pairs	91%	Decrease	14
<i>Linaria cannabina</i>	Common Linnet	Declining	LC	9,780,000-11,685,000	Pairs	45%	Stable	0
<i>Lullula arborea</i>	Woodlark	Depleted	LC	865,000-1,385,000	Pairs	40%	Increase	16
<i>Muscicapa striata</i>	Spotted Flycatcher	Depleted	LC	300,000-650,000	Pairs	2%	Stable	0
<i>Otus scops</i>	Eurasian Scops-owl	Depleted	LC	30,000-40,000	Pairs	11%	Decrease	18
<i>Perdix perdix</i>	Grey Partridge	Declining	LC	2,000-6,000	Pairs	<1%	Decrease	Unknown
<i>Phalacrocorax aristotelis</i>	European Shag	Declining	LC	3,764	Pairs	5%	Decrease	Unknown
<i>Regulus regulus</i>	Goldcrest	Declining	LC	180,000-600,000	Pairs	1%	Stable	0
<i>Saxicola rubetra</i>	Whinchat	Declining	LC	34,500-135,000	Pairs	<1%	Decrease	79
<i>Serinus serinus</i>	European Serin	Declining	LC	16,390,000-19,440,000	Pairs	70%	Decrease	10
<i>Tringa totanus</i>	Common Redshank	Declining	LC	2,800-5,600	Pairs	<1%	Fluctuating	0

## WINTERING 1 SPECIES

Scientific name	English name	European population status	Global Red List Category	Population size	Units	European population %	Population trend since 2000	
							Direction	Magnitude %
<i>Tringa totanus</i>	Common Redshank	Declining	LC	5,404-8,405	Individuals	4%	Decrease	10

## BREEDING 70 SPECIES

Scientific name	English name	European population status	Global Red List Category	Population size	Units	European population %	Population trend since 2000	
							Direction	Magnitude %
<i>Actitis hypoleucos</i>	Common Sandpiper	Declining	LC	450-3,100	Pairs	<1%	Stable	0
<i>Alauda arvensis</i>	Eurasian Skylark	Declining	LC	1,295,000-3,780,000	Pairs	4%	Decrease	27
<i>Alaudala rufescens</i>	Lesser Short-toed Lark	Declining	LC	240,000-280,000	Pairs	12%	Decrease	Unknown
<i>Alcedo atthis</i>	Common Kingfisher	VU	LC	24,200	Pairs	19%	Decrease	45
<i>Alectoris barbara</i>	Barbary Partridge	Depleted	LC	(2,500-10,000)	Pairs	41%	(Increase)	Unknown
<i>Anas acuta</i>	Northern Pintail	Declining	LC	5-8	Pairs	<1%	Fluctuating	0
<i>Anthus campestris</i>	Tawny Pipit	Depleted	LC	336,500-582,000	Pairs	35%	Stable	0
<i>Anthus trivialis</i>	Tree Pipit	Declining	LC	124,500-231,500	Pairs	<1%	Stable	0
<i>Apus affinis</i>	Little Swift	VU	LC	(1)	Pairs	<1%	Unknown	Unknown
<i>Apus apus</i>	Common Swift	Declining	LC	13,860,020-19,426,978	Pairs	66%	Decrease	26
<i>Aquila fasciata</i>	Bonelli's Eagle	NT	LC	741-763	Pairs	66%	Stable	0
<i>Ardea purpurea</i>	Purple Heron	Declining	LC	4,406-5,379	Pairs	13%	Decrease	70
<i>Ardeola ralloides</i>	Squacco Heron	Depleted	LC	2,050-2,076	Pairs	10%	Increase	89
<i>Asio flammeus</i>	Short-eared Owl	Depleted	LC	1-360	Pairs	<1%	Stable	0
<i>Athene noctua</i>	Little Owl	Depleted	LC	39,433	Pairs	5%	Stable	0
<i>Aythya fuligula</i>	Tufted Duck	Declining	LC	2	Pairs	<1%	Stable	0
<i>Botaurus stellaris</i>	Eurasian Bittern	Depleted	LC	39-40	Males	<1%	Stable	0
<i>Bubo bubo</i>	Eurasian Eagle-owl	Depleted	LC	2,400	Pairs	10%	Increase	143
<i>Bulweria bulwerii</i>	Bulwer's Petrel	Rare	LC	1,000	Pairs	17%	Unknown	Unknown
<i>Burhinus oedicnemus</i>	Eurasian Thick-knee	Depleted	LC	31,000-42,500	Pairs	53%	Stable	0
<i>Calandrella brachydactyla</i>	Greater Short-toed Lark	Depleted	LC	1,050,000-1,610,000	Pairs	20%	Stable	0
<i>Caprimulgus europaeus</i>	European Nightjar	Depleted	LC	22,841	Males	3%	Stable	0
<i>Cercotrichas galactotes</i>	Rufous-tailed Scrub-robin	Declining	LC	202,241-536,837	Pairs	87%	Decrease	Unknown
<i>Charadrius alexandrinus</i>	Kentish Plover	Declining	LC	4,442-4,833	Pairs	17%	Stable	0
<i>Chlidonias niger</i>	Black Tern	Depleted	LC	0-40	Pairs	<1%	Fluctuating	0
<i>Circus cyaneus</i>	Hen Harrier	NT	LC	912-1,292	Females	3%	Stable	0
<i>Coturnix coturnix</i>	Common Quail	Depleted	LC	287,000-650,000	Males	9%	Decrease	53
<i>Cursorius cursor</i>	Cream-coloured Courser	NT	LC	201-2,315	Individuals	61%	Unknown	Unknown
<i>Elanus caeruleus</i>	Black-winged Kite	Rare	LC	500-1,000	Pairs	41%	Increase	313

SPANISH IMPERIAL EAGLE *Aquila adalberti* © RODRIGUEZ OSORIOTENERIFE BLUE CHAFFINCH *Fringilla teydea* © JULIO GONZÁLEZ

# SPAIN

HTTP://DATAZONE.BIRDLIFE.ORG/INFO/EUOREDLIST

Scientific name	English name	European population status	Global Red List Category	Population size	Units	European population %	Population trend since 2000	
							Direction	Magnitude %
<i>Falco naumanni</i>	Lesser Kestrel	Depleted	LC	14,072-14,686	Pairs	42%	Increase	122
<i>Falco tinnunculus</i>	Common Kestrel	Declining	LC	22,500-34,000	Pairs	6%	Decrease	39
<i>Fulica atra</i>	Common Coot	NT	LC	56,300-56,500	Pairs	5%	Decrease	73
<i>Fulica cristata</i>	Red-knobbed Coot	EN	LC	25-85	Pairs	100%	Fluctuating	27-33
<i>Galerida cristata</i>	Crested Lark	Declining	LC	14,230,000-17,235,000	Pairs	75%	Decrease	6
<i>Gallinago gallinago</i>	Common Snipe	Declining	LC	69-118	Pairs	<1%	Stable	0
<i>Gelochelidon nilotica</i>	Common Gull-billed Tern	Depleted	LC	5,764-5,777	Pairs	31%	Increase	10
<i>Glareola pratincola</i>	Collared Pratincole	Declining	LC	2,692	Pairs	25%	Fluctuating	0
<i>Hirundo rustica</i>	Barn Swallow	Declining	LC	12,825,000-16,635,000	Pairs	39%	Decrease	41
<i>Hydrobates castro</i>	Band-rumped Storm-petrel	Rare	LC	(550-600)	Pairs	9%	Unknown	Unknown
<i>Iduna opaca</i>	Isabelline Warbler	Rare	LC	5,209	Pairs	100%	Decrease	Unknown
<i>Ixobrychus minutus</i>	Common Little Bittern	Depleted	LC	4,050	Pairs	5%	Stable	0
<i>Jynx torquilla</i>	Eurasian Wryneck	Depleted	LC	42,500-91,000	Pairs	6%	Stable	0
<i>Lagopus muta</i>	Rock Ptarmigan	NT	LC	442-738	Pairs	<1%	Unknown	Unknown
<i>Lanius excubitor</i>	Great Grey Shrike	Depleted	LC	(2,500-10,000)	Pairs	5%	Unknown	Unknown
<i>Melanocorypha calandra</i>	Calandra Lark	Declining	LC	3,395,000-5,175,000	Pairs	28%	Decrease	34
<i>Milvus migrans</i>	Black Kite	Depleted	LC	12,740-13,390	Pairs	14%	Increase	51
<i>Monticola saxatilis</i>	Rufous-tailed Rock-thrush	Declining	LC	2,652	Pairs	2%	Decrease	45
<i>Motacilla flava</i>	Western Yellow Wagtail	Declining	LC	1,090,000-1,605,000	Pairs	11%	Increase	28
<i>Nycticorax nycticorax</i>	Black-crowned Night-heron	Declining	LC	4,971-5,362	Pairs	7%	Decrease	61
<i>Oenanthe leucura</i>	Black Wheatear	VU	LC	6,430	Pairs	96%	Decrease	31
<i>Oenanthe oenanthe</i>	Northern Wheatear	Depleted	LC	840,000-1,670,000	Pairs	13%	Decrease	15
<i>Passer domesticus</i>	House Sparrow	Declining	LC	74,590,000-89,395,000	Pairs	50%	Decrease	5
<i>Passer montanus</i>	Eurasian Tree Sparrow	Depleted	LC	1,655,000-2,810,000	Pairs	7%	Decrease	18
<i>Pelagodroma marina</i>	White-faced Storm-petrel	EN	LC	50-60	Pairs	<1%	Increase	Unknown
<i>Phylloscopus trochilus</i>	Willow Warbler	Declining	LC	60	Pairs	<1%	Unknown	Unknown
<i>Pterocles alchata</i>	Pin-tailed Sandgrouse	Rare	LC	3,991-5,486	Pairs	92%	Increase	217
<i>Pterocles orientalis</i>	Black-bellied Sandgrouse	EN	LC	4,912-8,136	Pairs	45%	Decrease	72
<i>Puffinus lherminieri</i>	Audubon's Shearwater	NT	LC	400	Pairs	12%	(Decrease)	Unknown
<i>Pyrhcorax pyrrhcorax</i>	Red-billed Chough	Declining	LC	17,193-17,943	Pairs	30%	Stable	0
<i>Riparia riparia</i>	Collared Sand Martin	Depleted	LC	540,000-750,000	Pairs	12%	Stable	0
<i>Rissa tridactyla</i>	Black-legged Kittiwake	VU	LC	0-5	Pairs	<1%	Decrease	30-40
<i>Spatula querquedula</i>	Garganey	Declining	LC	5-8	Pairs	<1%	Fluctuating	0
<i>Sterna dougallii</i>	Roseate Tern	Rare	LC	(1-2)	Pairs	<1%	Unknown	Unknown
<i>Sternula albifrons</i>	Little Tern	Depleted	LC	3,575	Pairs	8%	Decrease	Unknown
<i>Sturnus vulgaris</i>	Common Starling	Declining	LC	400,000-1,200,000	Pairs	2%	Increase	62
<i>Tadorna ferruginea</i>	Ruddy Shelduck	Depleted	LC	2-9	Pairs	<1%	Increase	Unknown
<i>Turnix sylvaticus</i>	Common Buttonquail	CR (PE)	LC	0	Pairs	0%	Unknown	Unknown
<i>Tyto alba</i>	Common Barn-owl	Depleted	LC	50,400-90,500	Pairs	42%	Stable	0
<i>Uria aalge</i>	Common Murre	NT	LC	4	Individuals	<1%	Decrease	50-75
<i>Zapornia pusilla</i>	Baillon's Crake	Rare	LC	52	Males	4%	Unknown	Unknown

## WINTERING 11 SPECIES

Scientific name	English name	European population status	Global Red List Category	Population size	Units	European population %	Population trend since 2000	
							Direction	Magnitude %
<i>Anas acuta</i>	Northern Pintail	Declining	LC	14,000-47,000	Individuals	18%	Increase	22
<i>Aythya fuligula</i>	Tufted Duck	Declining	LC	1,373-2,241	Individuals	<1%	Decrease	4-7
<i>Calidris alpina</i>	Dunlin	Declining	LC	94,217-104,728	Individuals	8%	Increase	10
<i>Charadrius alexandrinus</i>	Kentish Plover	Declining	LC	5,671-9,532	Individuals	44%	Stable	0
<i>Circus cyaneus</i>	Hen Harrier	NT	LC	412	Individuals	4%	Increase	Unknown
<i>Fulica atra</i>	Common Coot	NT	LC	86,684-126,469	Individuals	3%	Increase	24
<i>Fulica cristata</i>	Red-knobbed Coot	EN	LC	78	Individuals	96%	Fluctuating	0
<i>Gallinago gallinago</i>	Common Snipe	Declining	LC	6,475-10,560	Individuals	1%	Unknown	Unknown
<i>Gavia arctica</i>	Arctic Loon	Declining	LC	34-49	Individuals	<1%	Decrease	26-55
<i>Gavia immer</i>	Common Loon	VU	LC	35-65	Individuals	1%	Decrease	52
<i>Mergus serrator</i>	Red-breasted Merganser	NT	LC	169-373	Individuals	<1%	Decrease	≥50-0



## SWEDEN

Sweden covers **447,420 km<sup>2</sup>** (4% of Europe), holding breeding populations of 256 regularly occurring bird species, 91 of which (35%) are SPECs, as well as wintering populations of at least 11 waterbirds. Sweden is home to almost one third of Europe's breeding Horned Grebe *Podiceps auritus* (globally Vulnerable), and a quarter of Europe's breeding Red-breasted Merganser *Mergus serrator* and Spotted Redshank *Tringa erythropus*. It also holds more than



10% of the European breeding population of Velvet Scoter *Melanitta fusca*, Common Eider *Somateria mollissima* and Lesser White-fronted Goose *Anser erythropus* (all species of global conservation concern). Sweden is also important for wintering seaducks, especially the globally Vulnerable Long-tailed Duck *Clangula hyemalis*, with 25% of its European wintering population.

[HTTP://DATAZONE.BIRDLIFE.ORG/INFO/EUOREDLIST](http://datazone.birdlife.org/info/euroredlist)


### SPEC

## SPECIES OF GLOBAL CONSERVATION CONCERN


1

### BREEDING 17 SPECIES

Scientific name	English name	European population status	Global Red List Category	Population size	Units	European population %	Population trend since 2000	
							Direction	Magnitude %
<i>Alca torda</i>	Razorbill	NT	NT	<b>48,000-56,000</b>	Individuals	5%	Increase	20-40
<i>Anser erythropus</i>	Lesser White-fronted Goose	EN	VU	<b>15-25</b>	Pairs	10%	Stable	0
<i>Anthus pratensis</i>	Meadow Pipit	NT	NT	544,000-1,105,000	Pairs	6%	Decrease	28-42
<i>Aythya ferina</i>	Common Pochard	VU	VU	700-1,500	Pairs	<1%	Stable	0
<i>Clangula hyemalis</i>	Long-tailed Duck	VU	VU	900-1,800	Pairs	<1%	Stable	0
<i>Emberiza rustica</i>	Rustic Bunting	VU	VU	11,000-21,000	Pairs	2%	Decrease	51-79
<i>Gallinago media</i>	Great Snipe	Declining	NT	1,300-2,300	Males	2%	Stable	0
<i>Haematopus ostralegus</i>	Eurasian Oystercatcher	VU	NT	<b>8,000-14,000</b>	Pairs	3%	Decrease	5-15
<i>Limosa lapponica</i>	Bar-tailed Godwit	Secure	NT	(100-300)	Pairs	3%	(Stable)	(0)
<i>Limosa limosa</i>	Black-tailed Godwit	VU	NT	<b>70-100</b>	Pairs	<1%	Decrease	45-75
<i>Melanitta fusca</i>	Velvet Scoter	VU	VU	8,000-12,000	Pairs	12%	Stable	0
<i>Milvus milvus</i>	Red Kite	NT	NT	1,900-2,200	Pairs	7%	Increase	100-200
<i>Numenius arquata</i>	Eurasian Curlew	VU	NT	6,800-11,000	Pairs	3%	Decrease	5-31
<i>Podiceps auritus</i>	Horned Grebe	NT	VU	<b>1,750-2,500</b>	Pairs	27%	Increase	50-100
<i>Somateria mollissima</i>	Common Eider	VU	NT	<b>73,000-127,000</b>	Pairs	11%	Decrease	50-70
<i>Turdus iliacus</i>	Redwing	NT	NT	510,000-1,190,000	Pairs	5%	Decrease	42-50
<i>Vanellus vanellus</i>	Northern Lapwing	VU	NT	48,000-77,000	Pairs	3%	Decrease	8-32



HORNED GREBE *Podiceps auritus* © CLIVE TIMMONS



LONG-TAILED DUCK *Clangula hyemalis* © KEN KINSELLA

# SWEDEN

HTTP://DATAZONE.BIRDLIFE.ORG/INFO/EUOREDLIST

## WINTERING 5 SPECIES

Scientific name	English name	European population status	Global Red List Category	Population size	Units	European population %	Population trend since 2000	
							Direction	Magnitude %
<i>Aythya ferina</i>	Common Pochard	VU	VU	900-2,600	Individuals	<1%	Stable	0
<i>Clangula hyemalis</i>	Long-tailed Duck	VU	VU	450,000-750,000	Individuals	25%	(Decrease)	(0)
<i>Melanitta fusca</i>	Velvet Scoter	VU	VU	2,500-7,000	Individuals	1%	Unknown	Unknown
<i>Polysticta stelleri</i>	Steller's Eider	Secure	VU	18-34	Individuals	<1%	Decrease	60-80
<i>Somateria mollissima</i>	Common Eider	VU	NT	55,000-80,000	Individuals	2%	Stable	0

SPEC

## SPECIES OF EUROPEAN CONSERVATION CONCERN CONCENTRATED IN EUROPE

2

## BREEDING 19 SPECIES

Scientific name	English name	European population status	Global Red List Category	Population size	Units	European population %	Population trend since 2000	
							Direction	Magnitude %
<i>Calidris falcinellus</i>	Broad-billed Sandpiper	Depleted	LC	4,300-7,600	Pairs	16%	(Stable)	(0)
<i>Calidris pugnax</i>	Ruff	Declining	LC	16,000-35,000	Males	4%	Decrease	25-75
<i>Cephus grylle</i>	Black Guillemot	Declining	LC	14,800-20,000	Individuals	3%	Decrease	10-30
<i>Crex crex</i>	Corncrake	Depleted	LC	1,300-2,600	Males	<1%	Stable	0
<i>Delichon urbicum</i>	Northern House Martin	Declining	LC	80,000-120,000	Pairs	<1%	Decrease	15-39
<i>Emberiza calandra</i>	Corn Bunting	Depleted	LC	30-50	Pairs	<1%	Stable	0
<i>Emberiza citrinella</i>	Yellowhammer	Declining	LC	378,000-882,000	Pairs	3%	Decrease	26-35
<i>Emberiza hortulana</i>	Ortolan Bunting	Declining	LC	2,600-5,000	Pairs	<1%	Decrease	8-68
<i>Lanius collurio</i>	Red-backed Shrike	Depleted	LC	29,000-58,000	Pairs	<1%	Stable	0
<i>Larus argentatus</i>	European Herring Gull	Declining	LC	40,000-70,000	Pairs	7%	Decrease	10-36
<i>Linaria cannabina</i>	Common Linnet	Declining	LC	64,000-150,000	Pairs	<1%	Stable	0
<i>Lullula arborea</i>	Woodlark	Depleted	LC	9,000-20,000	Pairs	<1%	Stable	0
<i>Muscicapa striata</i>	Spotted Flycatcher	Depleted	LC	938,000-2,174,000	Pairs	8%	Stable	0
<i>Perdix perdix</i>	Grey Partridge	Declining	LC	7,000-15,000	Pairs	<1%	Decrease	10-30
<i>Phalacrocorax aristotelis</i>	European Shag	Declining	LC	50	Pairs	<1%	Increase	5,000-10,000
<i>Regulus regulus</i>	Goldcrest	Declining	LC	1,807,000-4,153,000	Pairs	10%	Decrease	30-40
<i>Saxicola rubetra</i>	Whinchat	Declining	LC	164,000-332,000	Pairs	3%	Decrease	14-30
<i>Serinus serinus</i>	European Serin	Declining	LC	30-60	Pairs	<1%	Stable	0
<i>Tringa totanus</i>	Common Redshank	Declining	LC	16,000-28,000	Pairs	5%	Increase	3-61

SPEC

## SPECIES OF EUROPEAN CONSERVATION CONCERN NOT CONCENTRATED IN EUROPE

3

## BREEDING 55 SPECIES

Scientific name	English name	European population status	Global Red List Category	Population size	Units	European population %	Population trend since 2000	
							Direction	Magnitude %
<i>Actitis hypoleucos</i>	Common Sandpiper	Declining	LC	76,000-143,000	Pairs	10%	Stable	0
<i>Alauda arvensis</i>	Eurasian Skylark	Declining	LC	543,000-1,058,000	Pairs	1%	Decrease	7-21
<i>Alcedo atthis</i>	Common Kingfisher	VU	LC	140-270	Pairs	<1%	Decrease	25-75
<i>Anas acuta</i>	Northern Pintail	Declining	LC	(500-1,100)	Pairs	<1%	Unknown	Unknown
<i>Anthus campestris</i>	Tawny Pipit	Depleted	LC	25-50	Pairs	<1%	Decrease	40-60
<i>Anthus trivialis</i>	Tree Pipit	Declining	LC	1,396,000-3,324,000	Pairs	7%	Stable	0
<i>Apus apus</i>	Common Swift	Declining	LC	218,000-408,000	Pairs	1%	Decrease	23-39

Scientific name	English name	European population status	Global Red List Category	Population size	Units	European population %	Population trend since 2000	
							Direction	Magnitude %
<i>Asio flammeus</i>	Short-eared Owl	Depleted	LC	760-4,700	Pairs	2%	Stable	0
<i>Aythya fuligula</i>	Tufted Duck	Declining	LC	53,000-93,000	Pairs	11%	<b>Stable</b>	<b>0</b>
<i>Aythya marila</i>	Greater Scaup	VU	LC	900-1,800	Pairs	<1%	Stable	0
<i>Botaurus stellaris</i>	Eurasian Bittern	Depleted	LC	490-810	Males	1%	<b>Stable</b>	<b>0</b>
<i>Bubo bubo</i>	Eurasian Eagle-owl	Depleted	LC	<b>390-560</b>	Pairs	2%	Decrease	20-50
<i>Bubo scandiacus</i>	Snowy Owl	Rare	LC	<b>0-2</b>	Pairs	<1%	(Fluctuating)	(0-100)
<i>Calidris alpina</i>	Dunlin	Declining	LC	10,080-20,120	Pairs	3%	Stable	0
<i>Caprimulgus europaeus</i>	European Nightjar	Depleted	LC	<b>6,000-9,000</b>	Males	<1%	Increase	25-75
<i>Carpodacus erythrinus</i>	Common Rosefinch	Declining	LC	10,000-24,000	Pairs	<1%	<b>Decrease</b>	<b>0-44</b>
<i>Charadrius alexandrinus</i>	Kentish Plover	Declining	LC	<b>0-1</b>	Pairs	<1%	<b>Decrease</b>	<b>100</b>
<i>Chlidonias niger</i>	Black Tern	Depleted	LC	<b>250-300</b>	Pairs	<1%	<b>Stable</b>	<b>0</b>
<i>Circus cyaneus</i>	Hen Harrier	NT	LC	(700-1,000)	Females	2%	Stable	0
<i>Coturnix coturnix</i>	Common Quail	Depleted	LC	600-1,400	Males	<1%	Increase	25-75
<i>Falco rusticolus</i>	Gyrfalcon	Rare	LC	<b>90-150</b>	Pairs	8%	<b>Stable</b>	<b>0</b>
<i>Falco tinnunculus</i>	Common Kestrel	Declining	LC	4,500-8,400	Pairs	1%	<b>Increase</b>	<b>10-30</b>
<i>Fringilla montifringilla</i>	Brambling	Declining	LC	1,254,000-3,007,000	Pairs	10%	<b>Decrease</b>	<b>18-32</b>
<i>Fulica atra</i>	Common Coot	NT	LC	16,000-26,000	Pairs	2%	<b>Decrease</b>	<b>13-73</b>
<i>Galerida cristata</i>	Crested Lark	Declining	LC	<b>0</b>	Pairs	0%	n/a	Unknown
<i>Gallinago gallinago</i>	Common Snipe	Declining	LC	72,000-197,000	Pairs	3%	<b>Decrease</b>	<b>8-26</b>
<i>Gavia arctica</i>	Arctic Loon	Declining	LC	5,300-7,100	Pairs	9%	<b>Stable</b>	<b>0</b>
<i>Gavia stellata</i>	Red-throated Loon	Depleted	LC	1,300-1,900	Pairs	3%	<b>Stable</b>	<b>0</b>
<i>Hirundo rustica</i>	Barn Swallow	Declining	LC	111,000-256,000	Pairs	<1%	<b>Increase</b>	<b>2-24</b>
<i>Hydrocoloeus minutus</i>	Little Gull	NT	LC	<b>2,000-3,600</b>	Pairs	8%	<b>Stable</b>	<b>0</b>
<i>Jynx torquilla</i>	Eurasian Wryneck	Depleted	LC	11,000-39,000	Pairs	2%	<b>Increase</b>	<b>19-83</b>
<i>Lagopus lagopus</i>	Willow Grouse	VU	LC	62,000-322,000	Pairs	10%	<b>Decrease</b>	<b>53-73</b>
<i>Lagopus muta</i>	Rock Ptarmigan	NT	LC	18,000-58,000	Pairs	6%	<b>Decrease</b>	<b>33-73</b>
<i>Lanius excubitor</i>	Great Grey Shrike	Depleted	LC	4,000-8,000	Pairs	5%	Stable	0
<i>Lyrurus tetrix</i>	Black Grouse	Depleted	LC	129,000-222,000	Males	11%	<b>Increase</b>	<b>4-38</b>
<i>Mergellus albellus</i>	Smew	Depleted	LC	(1,100-2,000)	Pairs	12%	(Stable)	(0)
<i>Mergus serrator</i>	Red-breasted Merganser	NT	LC	17,000-26,000	Pairs	23%	<b>Stable</b>	<b>0</b>
<i>Milvus migrans</i>	Black Kite	Depleted	LC	(10-20)	Pairs	<1%	Increase	50
<i>Motacilla flava</i>	Western Yellow Wagtail	Declining	LC	241,000-484,000	Pairs	3%	<b>Decrease</b>	<b>2-22</b>
<i>Oenanthe oenanthe</i>	Northern Wheatear	Depleted	LC	174,000-402,000	Pairs	3%	<b>Stable</b>	<b>0</b>
<i>Passer domesticus</i>	House Sparrow	Declining	LC	300,000-602,000	Pairs	<1%	<b>Decrease</b>	<b>0-31</b>
<i>Passer montanus</i>	Eurasian Tree Sparrow	Depleted	LC	290,000-554,000	Pairs	1%	<b>Increase</b>	<b>4-42</b>
<i>Phylloscopus trochilus</i>	Willow Warbler	Declining	LC	7,930,000-18,460,000	Pairs	16%	<b>Decrease</b>	<b>7-14</b>
<i>Poecile cinctus</i>	Siberian Tit	Declining	LC	20,000-44,000	Pairs	2%	Decrease	37-82
<i>Poecile montanus</i>	Willow Tit	Declining	LC	526,000-1,067,000	Pairs	2%	<b>Decrease</b>	<b>0-20</b>
<i>Riparia riparia</i>	Collared Sand Martin	Depleted	LC	<b>26,000-40,000</b>	Pairs	<1%	<b>Decrease</b>	<b>38-74</b>
<i>Rissa tridactyla</i>	Black-legged Kittiwake	VU	LC	<b>31-41</b>	Pairs	<1%	<b>Stable</b>	<b>0</b>
<i>Spatula querquedula</i>	Garganey	Declining	LC	300-900	Pairs	<1%	Stable	0
<i>Sternula albifrons</i>	Little Tern	Depleted	LC	<b>350-650</b>	Pairs	1%	<b>Increase</b>	<b>4-38</b>
<i>Strix nebulosa</i>	Great Grey Owl	Rare	LC	200-600	Pairs	9%	(Decrease)	(5-25)
<i>Sturnus vulgaris</i>	Common Starling	Declining	LC	306,000-714,000	Pairs	1%	<b>Decrease</b>	<b>22-38</b>
<i>Tringa erythropus</i>	Spotted Redshank	Declining	LC	5,200-11,000	Pairs	23%	Decrease	25-75
<i>Tringa glareola</i>	Wood Sandpiper	Depleted	LC	97,000-167,000	Pairs	12%	<b>Stable</b>	<b>0</b>
<i>Tyto alba</i>	Common Barn-owl	Depleted	LC	(5-15)	Pairs	<1%	(Decrease)	(25-75)
<i>Uria aalge</i>	Common Murre	NT	LC	<b>21,400-28,000</b>	Individuals	<1%	Stable	0

#### WINTERING 6 SPECIES

Scientific name	English name	European population status	Global Red List Category	Population size	Units	European population %	Population trend since 2000	
							Direction	Magnitude %
<i>Aythya fuligula</i>	Tufted Duck	Declining	LC	<b>110,000-250,000</b>	Individuals	12%	<b>Stable</b>	<b>0</b>
<i>Aythya marila</i>	Greater Scaup	VU	LC	<b>4,500-14,000</b>	Individuals	4%	<b>Increase</b>	<b>30-70</b>
<i>Fulica atra</i>	Common Coot	NT	LC	<b>5,000-30,000</b>	Individuals	1%	<b>Decrease</b>	<b>30-70</b>
<i>Gavia immer</i>	Common Loon	VU	LC	40-70	Individuals	1%	Stable	0
<i>Mergellus albellus</i>	Smew	Depleted	LC	<b>3,000-5,000</b>	Individuals	9%	<b>Stable</b>	<b>0</b>
<i>Mergus serrator</i>	Red-breasted Merganser	NT	LC	4,300-11,000	Individuals	7%	<b>Decrease</b>	<b>20-60</b>

# SWITZERLAND

Switzerland's total land area of **41,290 km<sup>2</sup>** (less than 0.4% of Europe) is home to 189 regularly occurring breeding species, of which 61 (32%) are SPECs, and at least 47 species of wintering waterbirds. The country holds 5-6% of the global breeding populations of the endemic Rock Partridge *Alectoris graeca* and the near-endemic Red Kite *Milvus milvus*, with both species



considered Near Threatened at global and European levels. Another Near Threatened species in Europe is the Rock Ptarmigan *Lagopus muta* with 10,000-14,000 pairs nesting in Switzerland. In winter, 6% of the European populations of Common Pochard *Aythya ferina* (globally Vulnerable) and Tufted Duck *Aythya fuligula* (Declining in Europe) congregate in the country's wetlands.

[HTTP://DATAZONE.BIRDLIFE.ORG/INFO/EUOREDLIST](http://datazone.birdlife.org/info/euroredlist)

## SPEC

## SPECIES OF GLOBAL CONSERVATION CONCERN

1

### BREEDING 9 SPECIES

Scientific name	English name	European population status	Global Red List Category	Population size	Units	European population %	Population trend since 2000	
							Direction	Magnitude %
<i>Alectoris graeca</i>	Rock Partridge	NT	NT	3,000-4,000	Pairs	6%	Fluctuating	0
<i>Anthus pratensis</i>	Meadow Pipit	NT	NT	300-450	Pairs	<1%	<b>Decrease</b>	<b>3-51</b>
<i>Aythya ferina</i>	Common Pochard	VU	VU	6-10	Pairs	<1%	Stable	0
<i>Gypaetus barbatus</i>	Bearded Vulture	VU	NT	<b>5</b>	Pairs	<1%	<b>Increase</b>	<b>500</b>
<i>Milvus milvus</i>	Red Kite	NT	NT	1,200-1,500	Pairs	5%	<b>Increase</b>	<b>25-73</b>
<i>Numenius arquata</i>	Eurasian Curlew	VU	NT	<b>0-1</b>	Pairs	<1%	Decrease	99-100
<i>Somateria mollissima</i>	Common Eider	VU	NT	1-3	Pairs	<1%	<b>Stable</b>	<b>0</b>
<i>Streptopelia turtur</i>	European Turtle-dove	VU	VU	600-2,000	Pairs	<1%	Decrease	10-55
<i>Vanellus vanellus</i>	Northern Lapwing	VU	NT	<b>90-130</b>	Pairs	<1%	Decrease	18-72

### WINTERING 7 SPECIES

Scientific name	English name	European population status	Global Red List Category	Population size	Units	European population %	Population trend since 2000	
							Direction	Magnitude %
<i>Aythya ferina</i>	Common Pochard	VU	VU	<b>36,469-44,900</b>	Individuals	6%	<b>Decrease</b>	<b>40-42</b>
<i>Aythya nyroca</i>	Ferruginous Duck	Depleted	NT	<b>32-64</b>	Individuals	1%	<b>Increase</b>	<b>85-163</b>
<i>Clangula hyemalis</i>	Long-tailed Duck	VU	VU	<b>0-12</b>	Individuals	<1%	<b>Fluctuating</b>	<b>0</b>
<i>Melanitta fusca</i>	Velvet Scoter	VU	VU	<b>14-166</b>	Individuals	<1%	<b>Fluctuating</b>	<b>0</b>
<i>Numenius arquata</i>	Eurasian Curlew	VU	NT	<b>245-705</b>	Individuals	<1%	<b>Increase</b>	<b>127-157</b>
<i>Podiceps auritus</i>	Horned Grebe	NT	VU	<b>2-14</b>	Individuals	<1%	<b>Fluctuating</b>	<b>0</b>
<i>Somateria mollissima</i>	Common Eider	VU	NT	<b>30-55</b>	Individuals	<1%	Decrease	40-50



TUFTED DUCK *Aythya fuligula* © BAS VAN'T SLOT

## BREEDING 16 SPECIES

Scientific name	English name	European population status	Global Red List Category	Population size	Units	European population %	Population trend since 2000	
							Direction	Magnitude %
<i>Crex crex</i>	Corncrake	Depleted	LC	<b>12-41</b>	Males	<1%	Fluctuating	0
<i>Delichon urbicum</i>	Northern House Martin	Declining	LC	50,000-100,000	Pairs	<1%	<b>Stable</b>	<b>0</b>
<i>Emberiza calandra</i>	Corn Bunting	Depleted	LC	74-127	Pairs	<1%	Stable	0
<i>Emberiza citrinella</i>	Yellowhammer	Declining	LC	50,000-80,000	Pairs	<1%	<b>Stable</b>	<b>0</b>
<i>Emberiza hortulana</i>	Ortolan Bunting	Declining	LC	<b>5-10</b>	Pairs	<1%	Decrease	7-100
<i>Lanius collurio</i>	Red-backed Shrike	Depleted	LC	15,000-20,000	Pairs	<1%	<b>Stable</b>	<b>0</b>
<i>Lanius senator</i>	Woodchat Shrike	Declining	LC	<b>0-1</b>	Pairs	<1%	Decrease	90-95
<i>Linaria cannabina</i>	Common Linnet	Declining	LC	30,000-60,000	Pairs	<1%	<b>Stable</b>	<b>0</b>
<i>Lullula arborea</i>	Woodlark	Depleted	LC	250-500	Pairs	<1%	Stable	0
<i>Muscicapa striata</i>	Spotted Flycatcher	Depleted	LC	20,000-50,000	Pairs	<1%	<b>Stable</b>	<b>0</b>
<i>Otus scops</i>	Eurasian Scops-owl	Depleted	LC	20-30	Pairs	<1%	Fluctuating	0
<i>Passer italiae</i>	Italian Sparrow	VU	LC	10,000-25,000	Pairs	<1%	Stable	0
<i>Perdix perdix</i>	Grey Partridge	Declining	LC	10-60	Pairs	<1%	<b>Fluctuating</b>	<b>0</b>
<i>Regulus regulus</i>	Goldcrest	Declining	LC	<b>180,000-300,000</b>	Pairs	<1%	<b>Stable</b>	<b>0</b>
<i>Saxicola rubetra</i>	Whinchat	Declining	LC	6,000-13,000	Pairs	<1%	<b>Stable</b>	<b>0</b>
<i>Serinus serinus</i>	European Serin	Declining	LC	20,000-40,000	Pairs	<1%	<b>Decrease</b>	<b>8-75</b>

## BREEDING 36 SPECIES

Scientific name	English name	European population status	Global Red List Category	Population size	Units	European population %	Population trend since 2000	
							Direction	Magnitude %
<i>Actitis hypoleucos</i>	Common Sandpiper	Declining	LC	75-120	Pairs	<1%	Decrease	11-75
<i>Alauda arvensis</i>	Eurasian Skylark	Declining	LC	20,000-30,000	Pairs	<1%	<b>Stable</b>	<b>0</b>
<i>Alcedo atthis</i>	Common Kingfisher	VU	LC	200-300	Pairs	<1%	Decrease	3-45
<i>Anthus campestris</i>	Tawny Pipit	Depleted	LC	0-2	Pairs	<1%	Stable	0
<i>Anthus trivialis</i>	Tree Pipit	Declining	LC	50,000-70,000	Pairs	<1%	<b>Stable</b>	<b>0</b>
<i>Apus apus</i>	Common Swift	Declining	LC	50,000-75,000	Pairs	<1%	Stable	0
<i>Ardea purpurea</i>	Purple Heron	Declining	LC	<b>0-5</b>	Pairs	<1%	<b>Increase</b>	<b>300-500</b>
<i>Athene noctua</i>	Little Owl	Depleted	LC	<b>80-110</b>	Pairs	<1%	Stable	0
<i>Aythya fuligula</i>	Tufted Duck	Declining	LC	250-450	Pairs	<1%	Stable	0
<i>Bubo bubo</i>	Eurasian Eagle-owl	Depleted	LC	100-140	Pairs	<1%	Increase	5-54
<i>Caprimulgus europaeus</i>	European Nightjar	Depleted	LC	40-60	Males	<1%	Stable	0
<i>Carpodacus erythrinus</i>	Common Rosefinch	Declining	LC	17-39	Pairs	<1%	Stable	0
<i>Coturnix coturnix</i>	Common Quail	Depleted	LC	1,500-2,000	Males	<1%	Fluctuating	0
<i>Falco tinnunculus</i>	Common Kestrel	Declining	LC	4,000-6,000	Pairs	<1%	<b>Increase</b>	<b>4-56</b>
<i>Fulica atra</i>	Common Coot	NT	LC	4,500-7,000	Pairs	<1%	<b>Increase</b>	<b>1-39</b>
<i>Gallinago gallinago</i>	Common Snipe	Declining	LC	0-1	Pairs	<1%	Stable	0
<i>Hirundo rustica</i>	Barn Swallow	Declining	LC	60,000-90,000	Pairs	<1%	<b>Stable</b>	<b>0</b>
<i>Ixobrychus minutus</i>	Common Little Bittern	Depleted	LC	80-120	Pairs	<1%	Stable	0
<i>Jynx torquilla</i>	Eurasian Wryneck	Depleted	LC	2,000-3,000	Pairs	<1%	Stable	0
<i>Lagopus muta</i>	Rock Ptarmigan	NT	LC	10,000-14,000	Pairs	2%	Stable	0
<i>Lyrurus tetrix</i>	Black Grouse	Depleted	LC	7,500-10,000	Males	<1%	Increase	1-26
<i>Mergus serrator</i>	Red-breasted Merganser	NT	LC	<b>0-1</b>	Pairs	<1%	<b>Stable</b>	<b>0</b>
<i>Milvus migrans</i>	Black Kite	Depleted	LC	1,200-1,500	Pairs	1%	<b>Increase</b>	<b>5-43</b>
<i>Monticola saxatilis</i>	Rufous-tailed Rock-thrush	Declining	LC	800-1,200	Pairs	<1%	Stable	0
<i>Motacilla flava</i>	Western Yellow Wagtail	Declining	LC	240-260	Pairs	<1%	Stable	0
<i>Oenanthe oenanthe</i>	Northern Wheatear	Depleted	LC	20,000-30,000	Pairs	<1%	<b>Increase</b>	<b>3-41</b>

# SWITZERLAND

HTTP://DATAZONE.BIRDLIFE.ORG/INFO/EUOREDILIST

Scientific name	English name	European population status	Global Red List Category	Population size	Units	European population %	Population trend since 2000	
							Direction	Magnitude %
<i>Passer domesticus</i>	House Sparrow	Declining	LC	400,000-500,000	Pairs	<1%	Stable	0
<i>Passer montanus</i>	Eurasian Tree Sparrow	Depleted	LC	80,000-120,000	Pairs	<1%	Stable	0
<i>Phylloscopus trochilus</i>	Willow Warbler	Declining	LC	2,000-6,000	Pairs	<1%	Decrease	30-100
<i>Poecile montanus</i>	Willow Tit	Declining	LC	30,000-70,000	Pairs	<1%	Increase	12-40
<i>Pyrhacorax pyrrhacorax</i>	Red-billed Chough	Declining	LC	60-70	Pairs	<1%	Stable	0
<i>Riparia riparia</i>	Collared Sand Martin	Depleted	LC	<b>4,000-4,750</b>	Pairs	<1%	Stable	0
<i>Spatula querquedula</i>	Garganey	Declining	LC	0	Pairs	0%	Stable	0
<i>Sturnus vulgaris</i>	Common Starling	Declining	LC	150,000-220,000	Pairs	<1%	Stable	0
<i>Tyto alba</i>	Common Barn-owl	Depleted	LC	1,000-2,500	Pairs	<1%	Decrease	40-100
<i>Zapornia pusilla</i>	Baillon's Crake	Rare	LC	(0-1)	Males	<1%	Unknown	Unknown

## WINTERING 13 SPECIES

Scientific name	English name	European population status	Global Red List Category	Population size	Units	European population %	Population trend since 2000	
							Direction	Magnitude %
<i>Anas acuta</i>	Northern Pintail	Declining	LC	<b>127-207</b>	Individuals	<1%	Decrease	11-42
<i>Aythya fuligula</i>	Tufted Duck	Declining	LC	<b>72,586-96,080</b>	Individuals	6%	Decrease	41-42
<i>Aythya marila</i>	Greater Scaup	VU	LC	<b>4-26</b>	Individuals	<1%	Decrease	61
<i>Circus cyaneus</i>	Hen Harrier	NT	LC	400-600	Individuals	4%	Fluctuating	0
<i>Cygnus columbianus</i>	Tundra Swan	EN	LC	<b>0-8</b>	Individuals	<1%	Fluctuating	0
<i>Fulica atra</i>	Common Coot	NT	LC	<b>54,677-66,086</b>	Individuals	2%	Decrease	31-32
<i>Gallinago gallinago</i>	Common Snipe	Declining	LC	73-217	Individuals	<1%	Increase	41-83
<i>Gavia arctica</i>	Arctic Loon	Declining	LC	<b>49-129</b>	Individuals	1%	Increase	117-187
<i>Gavia immer</i>	Common Loon	VU	LC	<b>0-3</b>	Individuals	<1%	Stable	0
<i>Gavia stellata</i>	Red-throated Loon	Depleted	LC	<b>1-6</b>	Individuals	<1%	Stable	0
<i>Hydrocoloeus minutus</i>	Little Gull	NT	LC	<b>0-4</b>	Individuals	<1%	Stable	0
<i>Mergellus albellus</i>	Smew	Depleted	LC	<b>4-23</b>	Individuals	<1%	Decrease	60-80
<i>Mergus serrator</i>	Red-breasted Merganser	NT	LC	<b>47-103</b>	Individuals	<1%	Increase	2-57



COMMON LINNET *Linaria cannabina* © ROY DE HAAS/AGAMI

# TURKEY



Turkey's **785,350 km<sup>2</sup>** (7% of Europe) holds 318 species of regularly occurring breeding birds and at least 75 wintering waterbird species. Of these, 117 (37%) breeders and 33 (44%) wintering waterbirds are SPECs. Turkey holds breeding and/or wintering populations of more than 30 species of global conservation concern, including many threatened raptors and waterbirds. It supports more than 25% of the European populations of Armenian Gull *Larus armenicus*, Egyptian Vulture *Neophron percnopterus*, White-headed Duck *Oxyura*

*leucocephala* and Bearded Vulture *Gypaetus barbatus*, among others. It is a stronghold for various regionally (near-) endemic species, including Cinereous Bunting *Emberiza cineracea* (globally Near Threatened), Caspian Snowcock *Tetraogallus caspius*, Krueper's Nuthatch *Sitta krueperi* and Masked Shrike *Lanius nubicus*. In winter, Turkey holds significant proportions of Europe's Arctic Loon *Gavia arctica*, Dalmatian Pelican *Pelecanus crispus* and Ruddy Shelduck *Tadorna ferruginea*.

[HTTP://DATAZONE.BIRDLIFE.ORG/INFO/EUOREDLIST](http://datazone.birdlife.org/info/euroredlist)


## SPEC

## SPECIES OF GLOBAL CONSERVATION CONCERN

1

### BREEDING 24 SPECIES

Scientific name	English name	European population status	Global Red List Category	Population size	Units	European population %	Population trend since 2000	
							Direction	Magnitude %
<i>Aegypius monachus</i>	Cinereous Vulture	Rare	NT	80-200	Pairs	5%	(Fluctuating)	(0)
<i>Aquila heliaca</i>	Eastern Imperial Eagle	Rare	VU	<b>120-300</b>	Pairs	12%	(Stable)	(0)
<i>Aquila nipalensis</i>	Steppe Eagle	CR	EN	<b>2-5</b>	Pairs	<1%	Fluctuating	0
<i>Aythya ferina</i>	Common Pochard	VU	VU	500-1,000	Pairs	<1%	<b>Decrease</b>	<b>70-89</b>
<i>Aythya nyroca</i>	Ferruginous Duck	Depleted	NT	482-760	Pairs	3%	Decrease	40-59
<i>Circus macrourus</i>	Pallid Harrier	NT	NT	(1-10)	Females	<1%	(Fluctuating)	(0)
<i>Emberiza cineracea</i>	Cinereous Bunting	VU	NT	3,100-5,500	Pairs	97%	Decrease	0-19
<i>Falco cherrug</i>	Saker Falcon	VU	EN	<b>3-10</b>	Pairs	1%	<b>Decrease</b>	<b>90-99</b>
<i>Geronticus eremita</i>	Northern Bald Ibis	RE	CR	<b>0</b>	Pairs	0%	<b>Increase</b>	<b>133</b>
<i>Glareola nordmanni</i>	Black-winged Pratincole	VU	NT	(0-49)	Pairs	<1%	<b>Fluctuating</b>	<b>0</b>
<i>Gypaetus barbatus</i>	Bearded Vulture	VU	NT	160-200	Pairs	27%	(Decrease)	(20-39)
<i>Haematopus ostralegus</i>	Eurasian Oystercatcher	VU	NT	300-500	Pairs	<1%	(Decrease)	(20-29)
<i>Larus armenicus</i>	Armenian Gull	NT	NT	10,000-15,000	Pairs	52%	<b>Decrease</b>	<b>20-29</b>
<i>Lyrurus mlokosiewiczii</i>	Caucasian Grouse	NT	NT	<b>1,500-2,800</b>	Males	12%	(Decrease)	(10-19)
<i>Marmaronetta angustirostris</i>	Marbled Teal	VU	VU	<b>0-2</b>	Pairs	<1%	<b>Decrease</b>	<b>90-100</b>
<i>Melanitta fusca</i>	Velvet Scoter	VU	VU	(60-90)	Pairs	<1%	Unknown	Unknown
<i>Neophron percnopterus</i>	Egyptian Vulture	EN	EN	<b>1,000-2,000</b>	Pairs	38%	Decrease	20-29
<i>Otis tarda</i>	Great Bustard	Declining	VU	<b>100-200</b>	Males	<1%	<b>Decrease</b>	<b>20-39</b>
<i>Oxyura leucocephala</i>	White-headed Duck	EN	EN	<b>82-168</b>	Pairs	30%	<b>Decrease</b>	<b>40-69</b>
<i>Pelecanus crispus</i>	Dalmatian Pelican	Rare	VU	<b>277-341</b>	Pairs	9%	<b>Increase</b>	<b>10-19</b>
<i>Puffinus yelkouan</i>	Yelkouan Shearwater	VU	VU	(0-1,000)	Pairs	<1%	Unknown	Unknown
<i>Streptopelia turtur</i>	European Turtle-dove	VU	VU	(300,000-900,000)	Pairs	12%	(Stable)	(0)
<i>Tetrax tetrax</i>	Little Bustard	VU	NT	<b>5-50</b>	Males	<1%	(Decrease)	(80-89)
<i>Vanellus vanellus</i>	Northern Lapwing	VU	NT	10,000-20,000	Pairs	<1%	(Decrease)	(30-49)



WHITE-HEADED DUCK *Oxyura leucocephala* © DONALD MACAULEY/FLICKR CC BY-SA 2.0

# TURKEY

HTTP://DATAZONE.BIRDLIFE.ORG/INFO/EUOREDLIST

## WINTERING 18 SPECIES

Scientific name	English name	European population status	Global Red List Category	Population size	Units	European population %	Population trend since 2000	
							Direction	Magnitude %
<i>Anser erythropus</i>	Lesser White-fronted Goose	EN	VU	(1-140)	Individuals	<1%	Unknown	Unknown
<i>Aythya ferina</i>	Common Pochard	VU	VU	<b>38,620-93,480</b>	Individuals	9%	(Fluctuating)	(0)
<i>Aythya nyroca</i>	Ferruginous Duck	Depleted	NT	<b>17-569</b>	Individuals	3%	(Fluctuating)	(0)
<i>Branta ruficollis</i>	Red-breasted Goose	VU	VU	<b>0-401</b>	Individuals	<1%	(Fluctuating)	(0)
<i>Calidris canutus</i>	Red Knot	Secure	NT	<b>1-150</b>	Individuals	<1%	(Stable)	(0)
<i>Clangula hyemalis</i>	Long-tailed Duck	VU	VU	<b>0-5</b>	Individuals	<1%	Unknown	Unknown
<i>Haematopus ostralegus</i>	Eurasian Oystercatcher	VU	NT	(30-90)	Individuals	<1%	(Stable)	(0)
<i>Larus armenicus</i>	Armenian Gull	NT	NT	10,000-15,000	Individuals	97%	(Stable)	(0)
<i>Limosa limosa</i>	Black-tailed Godwit	VU	NT	111-4,425	Individuals	<1%	Unknown	Unknown
<i>Marmaronetta angustirostris</i>	Marbled Teal	VU	VU	<b>0</b>	Individuals	0%	(Decrease)	(80)
<i>Melanitta fusca</i>	Velvet Scoter	VU	VU	<b>0-2</b>	Individuals	<1%	(Decrease)	(80)
<i>Numenius arquata</i>	Eurasian Curlew	VU	NT	<b>188-1,071</b>	Individuals	<1%	Unknown	Unknown
<i>Numenius tenuirostris</i>	Slender-billed Curlew	CR (PE)	CR	(Present)	Individuals	<1%	Unknown	Unknown
<i>Oxyura leucocephala</i>	White-headed Duck	EN	EN	<b>868-2,123</b>	Individuals	13%	(Decrease)	(60)
<i>Pelecanus crispus</i>	Dalmatian Pelican	Rare	VU	629-2,330	Individuals	21%	(Fluctuating)	(0)
<i>Podiceps auritus</i>	Horned Grebe	NT	VU	(1-10)	Individuals	<1%	Unknown	Unknown
<i>Somateria mollissima</i>	Common Eider	VU	NT	(5-20)	Individuals	<1%	Unknown	Unknown
<i>Vanellus vanellus</i>	Northern Lapwing	VU	NT	3,000-9,000	Individuals	<1%	(Fluctuating)	(0)

## SPEC

## SPECIES OF EUROPEAN CONSERVATION CONCERN CONCENTRATED IN EUROPE

2

## BREEDING 24 SPECIES

Scientific name	English name	European population status	Global Red List Category	Population size	Units	European population %	Population trend since 2000	
							Direction	Magnitude %
<i>Accipiter brevipes</i>	Levant Sparrowhawk	Rare	LC	(300-1,000)	Pairs	11%	Unknown	Unknown
<i>Coracias garrulus</i>	European Roller	Declining	LC	(12,000-30,000)	Pairs	35%	(Decrease)	(0-19)
<i>Crex crex</i>	Corncrake	Depleted	LC	<b>80-200</b>	Males	<1%	<b>Decrease</b>	<b>10-19</b>
<i>Delichon urbicum</i>	Northern House Martin	Declining	LC	(1,000,000-2,000,000)	Pairs	9%	(Decrease)	(0-19)
<i>Emberiza calandra</i>	Corn Bunting	Depleted	LC	(3,000,000-9,000,000)	Pairs	22%	(Stable)	(0)
<i>Emberiza citrinella</i>	Yellowhammer	Declining	LC	500-2,000	Pairs	<1%	Stable	0
<i>Emberiza hortulana</i>	Oortolan Bunting	Declining	LC	(500,000-1,000,000)	Pairs	15%	Stable	0
<i>Ficedula semitorquata</i>	Semi-collared Flycatcher	Depleted	LC	(1,000-5,000)	Pairs	5%	(Decrease)	(0-19)
<i>Lanius collurio</i>	Red-backed Shrike	Depleted	LC	(400,000-800,000)	Pairs	5%	Decrease	0-19
<i>Lanius minor</i>	Lesser Grey Shrike	Declining	LC	(50,000-200,000)	Pairs	18%	Decrease	0-19
<i>Lanius nubicus</i>	Masked Shrike	Declining	LC	(30,000-90,000)	Pairs	84%	Decrease	0-19
<i>Lanius senator</i>	Woodchat Shrike	Declining	LC	(30,000-90,000)	Pairs	2%	Decrease	0-19
<i>Linaria cannabina</i>	Common Linnet	Declining	LC	(2,000,000-10,000,000)	Pairs	19%	(Stable)	(0)
<i>Lullula arborea</i>	Woodlark	Depleted	LC	(150,000-350,000)	Pairs	8%	(Stable)	(0)
<i>Muscicapa striata</i>	Spotted Flycatcher	Depleted	LC	(30,000-90,000)	Pairs	<1%	(Stable)	(0)
<i>Otus scops</i>	Eurasian Scops-owl	Depleted	LC	(20,000-40,000)	Pairs	9%	(Stable)	(0)
<i>Perdix perdix</i>	Grey Partridge	Declining	LC	<b>1,000-2,000</b>	Pairs	<1%	(Decrease)	(50-69)
<i>Phalacrocorax aristotelis</i>	European Shag	Declining	LC	<b>889-1,191</b>	Pairs	1%	<b>Increase</b>	<b>10-19</b>
<i>Regulus regulus</i>	Goldcrest	Declining	LC	(150,000-600,000)	Pairs	1%	(Stable)	(0)
<i>Saxicola rubetra</i>	Whinchat	Declining	LC	(2,000-8,000)	Pairs	<1%	(Stable)	(0)
<i>Serinus serinus</i>	European Serin	Declining	LC	(500,000-2,000,000)	Pairs	4%	(Stable)	(0)
<i>Sitta krueperi</i>	Krueper's Nuthatch	Declining	LC	(100,000-400,000)	Pairs	86%	(Decrease)	(0-19)
<i>Tetraogallus caspius</i>	Caspian Snowcock	Rare	LC	4,000-10,000	Pairs	90%	Unknown	Unknown
<i>Tringa totanus</i>	Common Redshank	Declining	LC	(1,000-10,000)	Pairs	<1%	(Decrease)	(20-29)



WINTERING 1 SPECIES

Scientific name	English name	European population status	Global Red List Category	Population size	Units	European population %	Population trend since 2000	
							Direction	Magnitude %
<i>Tringa totanus</i>	Common Redshank	Declining	LC	613-4,490	Individuals	1%	(Stable)	(0)

SPEC

SPECIES OF EUROPEAN CONSERVATION CONCERN NOT CONCENTRATED IN EUROPE

3

BREEDING 69 SPECIES

Scientific name	English name	European population status	Global Red List Category	Population size	Units	European population %	Population trend since 2000	
							Direction	Magnitude %
<i>Actitis hypoleucos</i>	Common Sandpiper	Declining	LC	(500-2,500)	Pairs	<1%	(Decrease)	(20-29)
<i>Alauda arvensis</i>	Eurasian Skylark	Declining	LC	(900,000-1,800,000)	Pairs	2%	Unknown	Unknown
<i>Alaudala rufescens</i>	Lesser Short-toed Lark	Declining	LC	300,000-600,000	Pairs	20%	Unknown	Unknown
<i>Alcedo atthis</i>	Common Kingfisher	VU	LC	(100-1,000)	Pairs	<1%	(Decrease)	(0-19)
<i>Alectoris chukar</i>	Chukar	NT	LC	(400,000-1,500,000)	Pairs	85%	(Decrease)	(20-29)
<i>Ammomanes deserti</i>	Desert Lark	CR	LC	30-120	Pairs	100%	Decrease	20-39
<i>Anas acuta</i>	Northern Pintail	Declining	LC	1-10	Pairs	<1%	<b>Decrease</b>	<b>40-59</b>
<i>Anhinga rufa</i>	African Darter	RE	LC	0	Pairs	0%	n/a	Unknown
<i>Anthus campestris</i>	Tawny Pipit	Depleted	LC	(200,000-400,000)	Pairs	23%	Unknown	Unknown
<i>Anthus trivialis</i>	Tree Pipit	Declining	LC	(10,000-30,000)	Pairs	<1%	(Stable)	(0)
<i>Apus affinis</i>	Little Swift	VU	LC	(900-2,500)	Pairs	100%	(Decrease)	(0-9)
<i>Apus apus</i>	Common Swift	Declining	LC	(1,000,000-4,000,000)	Pairs	8%	(Stable)	(0)
<i>Aquila fasciata</i>	Bonelli's Eagle	NT	LC	5-20	Pairs	<1%	Decrease	30-49
<i>Ardea purpurea</i>	Purple Heron	Declining	LC	1,000-1,500	Pairs	3%	(Decrease)	(50-69)
<i>Ardeola ralloides</i>	Squacco Heron	Depleted	LC	2,500-5,000	Pairs	18%	(Decrease)	(10-29)
<i>Asio flammeus</i>	Short-eared Owl	Depleted	LC	1-20	Pairs	<1%	<b>Decrease</b>	<b>80-99</b>
<i>Athene noctua</i>	Little Owl	Depleted	LC	(300,000-600,000)	Pairs	50%	(Stable)	(0)
<i>Aythya fuligula</i>	Tufted Duck	Declining	LC	10-100	Pairs	<1%	(Stable)	(0)
<i>Botaurus stellaris</i>	Eurasian Bittern	Depleted	LC	250-315	Males	<1%	(Decrease)	(10-19)
<i>Bubo bubo</i>	Eurasian Eagle-owl	Depleted	LC	(500-2,000)	Pairs	4%	(Decrease)	(20-29)
<i>Burhinus oediconemus</i>	Eurasian Thick-knee	Depleted	LC	3,000-6,000	Pairs	6%	(Stable)	(0)
<i>Calandrella brachydactyla</i>	Greater Short-toed Lark	Depleted	LC	3,000,000-6,000,000	Pairs	65%	Unknown	Unknown
<i>Caprimulgus europaeus</i>	European Nightjar	Depleted	LC	100,000-200,000	Males	17%	Unknown	Unknown
<i>Carpodacus erythrinus</i>	Common Rosefinch	Declining	LC	20,000-60,000	Pairs	<1%	(Decrease)	(0-19)
<i>Cercotrichas galactotes</i>	Rufous-tailed Scrub-robin	Declining	LC	(20,000-60,000)	Pairs	9%	Decrease	0-19
<i>Ceryle rudis</i>	Pied Kingfisher	EN	LC	(100-200)	Pairs	100%	(Decrease)	(20-29)
<i>Charadrius alexandrinus</i>	Kentish Plover	Declining	LC	(8,000-11,000)	Pairs	34%	(Decrease)	(0-19)
<i>Charadrius leschenaultii</i>	Greater Sandplover	VU	LC	(600-1,000)	Pairs	100%	Unknown	Unknown
<i>Chlidonias niger</i>	Black Tern	Depleted	LC	10-100	Pairs	<1%	<b>Fluctuating</b>	<b>0</b>
<i>Coturnix coturnix</i>	Common Quail	Depleted	LC	(300,000-800,000)	Males	10%	(Decrease)	(0-19)
<i>Cursorius cursor</i>	Cream-coloured Courser	NT	LC	250-500	Individuals	31%	Fluctuating	0
<i>Elanus caeruleus</i>	Black-winged Kite	Rare	LC	3-10	Pairs	<1%	<b>Increase</b>	<b>80-99</b>
<i>Falco biarmicus</i>	Lanner Falcon	EN	LC	(200-500)	Pairs	53%	(Decrease)	(20-39)
<i>Falco naumanni</i>	Lesser Kestrel	Depleted	LC	1,500-3,000	Pairs	6%	<b>Decrease</b>	<b>40-59</b>
<i>Falco tinnunculus</i>	Common Kestrel	Declining	LC	(7,000-10,000)	Pairs	2%	(Decrease)	(20-29)
<i>Francolinus francolinus</i>	Black Francolin	Depleted	LC	2,000-3,000	Pairs	19%	Increase	20-29
<i>Fulica atra</i>	Common Coot	NT	LC	(20,000-40,000)	Pairs	2%	(Decrease)	(10-19)
<i>Galerida cristata</i>	Crested Lark	Declining	LC	(2,000,000-4,000,000)	Pairs	14%	<b>Stable</b>	<b>0</b>
<i>Gallinago gallinago</i>	Common Snipe	Declining	LC	(0-5)	Pairs	<1%	<b>Decrease</b>	<b>0-89</b>
<i>Gelochelidon nilotica</i>	Common Gull-billed Tern	Depleted	LC	537-1,033	Pairs	4%	Decrease	50-69
<i>Glareola pratincola</i>	Collared Pratincole	Declining	LC	1,500-3,000	Pairs	20%	Decrease	40-49
<i>Halcyon smyrnensis</i>	White-breasted Kingfisher	VU	LC	170-250	Pairs	98%	(Decrease)	(0-19)
<i>Hirundo rustica</i>	Barn Swallow	Declining	LC	1,000,000-2,500,000	Pairs	4%	(Decrease)	(0-19)
<i>Ixobrychus minutus</i>	Common Little Bittern	Depleted	LC	950-3,000	Pairs	2%	Decrease	30-49
<i>Jynx torquilla</i>	Eurasian Wryneck	Depleted	LC	(500-2,000)	Pairs	<1%	(Stable)	(0)
<i>Ketupa zeylonensis</i>	Brown Fish-owl	CR	LC	50-80	Pairs	100%	Decrease	20-29
<i>Melanocorypha calandra</i>	Calandra Lark	Declining	LC	(4,000,000-10,000,000)	Pairs	42%	(Stable)	(0)

# TURKEY

HTTP://DATAZONE.BIRDLIFE.ORG/INFO/EUOREDLIST


Scientific name	English name	European population status	Global Red List Category	Population size	Units	European population %	Population trend since 2000	
							Direction	Magnitude %
<i>Milvus migrans</i>	Black Kite	Depleted	LC	(1,000-1,500)	Pairs	1%	(Decrease)	(10-19)
<i>Monticola saxatilis</i>	Rufous-tailed Rock-thrush	Declining	LC	(50,000-200,000)	Pairs	63%	(Decrease)	(0-19)
<i>Motacilla flava</i>	Western Yellow Wagtail	Declining	LC	100,000-300,000	Pairs	1%	Decrease	20-29
<i>Nycticorax nycticorax</i>	Black-crowned Night-heron	Declining	LC	(4,000-8,000)	Pairs	8%	(Stable)	(0)
<i>Oenanthe oenanthe</i>	Northern Wheatear	Depleted	LC	(2,000,000-8,000,000)	Pairs	44%	(Stable)	(0)
<i>Oenanthe xanthopyrna</i>	Kurdish Wheatear	Rare	LC	(500-1,000)	Pairs	65%	(Stable)	(0)
<i>Otus brucei</i>	Pallid Scops-owl	EN	LC	50-250	Pairs	100%	<b>Decrease</b>	<b>20-29</b>
<i>Passer domesticus</i>	House Sparrow	Declining	LC	(5,000,000-15,000,000)	Pairs	5%	(Decrease)	(0-19)
<i>Passer moabiticus</i>	Dead Sea Sparrow	VU	LC	(1,000-3,000)	Pairs	100%	(Decrease)	(0-19)
<i>Passer montanus</i>	Eurasian Tree Sparrow	Depleted	LC	(30,000-100,000)	Pairs	<1%	Increase	0-19
<i>Pelecanus onocrotalus</i>	Great White Pelican	Rare	LC	<b>50-80</b>	Pairs	1%	Decrease	40-59
<i>Pterocles alchata</i>	Pin-tailed Sandgrouse	Rare	LC	100-500	Pairs	4%	Fluctuating	0
<i>Pterocles orientalis</i>	Black-bellied Sandgrouse	EN	LC	5,000-10,000	Pairs	50%	Decrease	50-69
<i>Pyrhocorax pyrrhocorax</i>	Red-billed Chough	Declining	LC	(10,000-30,000)	Pairs	29%	(Stable)	(0)
<i>Riparia riparia</i>	Collared Sand Martin	Depleted	LC	(100,000-250,000)	Pairs	3%	Decrease	20-29
<i>Spatula querquedula</i>	Garganey	Declining	LC	100-1,000	Pairs	<1%	Unknown	Unknown
<i>Sternula albifrons</i>	Little Tern	Depleted	LC	5,000-8,000	Pairs	14%	(Stable)	(0)
<i>Sturnus vulgaris</i>	Common Starling	Declining	LC	(1,000,000-4,000,000)	Pairs	5%	(Decrease)	(10-19)
<i>Tadorna ferruginea</i>	Ruddy Shelduck	Depleted	LC	(10,000-15,000)	Pairs	58%	(Stable)	(0)
<i>Tyto alba</i>	Common Barn-owl	Depleted	LC	(800-1,200)	Pairs	<1%	(Decrease)	(10-19)
<i>Vanellus spinosus</i>	Spur-winged Lapwing	Rare	LC	1,000-1,500	Pairs	93%	(Stable)	(0)
<i>Zapornia pusilla</i>	Baillon's Crake	Rare	LC	10-50	Males	2%	Unknown	Unknown

## WINTERING 14 SPECIES

Scientific name	English name	European population status	Global Red List Category	Population size	Units	European population %	Population trend since 2000	
							Direction	Magnitude %
<i>Anas acuta</i>	Northern Pintail	Declining	LC	<b>1,970-15,713</b>	Individuals	4%	(Fluctuating)	(0)
<i>Aythya fuligula</i>	Tufted Duck	Declining	LC	<b>6,700-24,958</b>	Individuals	1%	(Fluctuating)	(0)
<i>Aythya marila</i>	Greater Scaup	VU	LC	<b>0-25</b>	Individuals	<1%	Unknown	Unknown
<i>Calidris alpina</i>	Dunlin	Declining	LC	4,000-12,000	Individuals	1%	Unknown	Unknown
<i>Charadrius alexandrinus</i>	Kentish Plover	Declining	LC	(1,500-3,000)	Individuals	13%	(Decrease)	(10)
<i>Cygnus columbianus</i>	Tundra Swan	EN	LC	10-465	Individuals	<1%	(Fluctuating)	(0)
<i>Fulica atra</i>	Common Coot	NT	LC	<b>342,523-921,655</b>	Individuals	16%	(Fluctuating)	(0)
<i>Gallinago gallinago</i>	Common Snipe	Declining	LC	(2,500-10,000)	Individuals	<1%	(Fluctuating)	(0)
<i>Gavia arctica</i>	Arctic Loon	Declining	LC	3,000-5,000	Individuals	33%	(Stable)	(0)
<i>Gavia stellata</i>	Red-throated Loon	Depleted	LC	(40-80)	Individuals	<1%	(Stable)	(0)
<i>Hydrocoloeus minutus</i>	Little Gull	NT	LC	1,500-2,500	Individuals	29%	(Stable)	(0)
<i>Mergellus albellus</i>	Smew	Depleted	LC	<b>33-996</b>	Individuals	<1%	(Fluctuating)	(0)
<i>Mergus serrator</i>	Red-breasted Merganser	NT	LC	(600-1,200)	Individuals	1%	Unknown	Unknown
<i>Tadorna ferruginea</i>	Ruddy Shelduck	Depleted	LC	<b>4,038-13,940</b>	Individuals	19%	(Fluctuating)	(0)



EGYPTIAN VULTURE  
*Neophron percnopterus*  
© SVETOSLAV.SPASOV



CINEREOUS BUNTING  
*Emberiza cineracea*  
© DANIELE OCCHIATO/AGAMI

## UKRAINE



Ukraine covers **603,550 km<sup>2</sup>** (5% of Europe) and holds breeding populations of 272 regularly occurring bird species, of which 104 (38%) are SPECs. At least 57 species of wintering waterbirds also occur. Ukraine holds the third largest breeding population of Aquatic Warbler *Acrocephalus paludicola* (globally Vulnerable) in the world, with 27% of the European population. It supports one quarter of Europe's breeding Eurasian Bittern *Botaurus stellaris* and

Common Gull-billed Tern *Gelochelidon nilotica*, as well as around 20% of Europe's Purple Heron *Ardea purpurea*, Common Little Bittern *Ixobrychus minutus* and Black-crowned Night-heron *Nycticorax nycticorax* (all Declining or Depleted in Europe). Significant numbers of waterbirds like Red-breasted Goose *Branta ruficollis*, Lesser White-fronted Goose *Anser erythropus* and Common Pochard *Athya ferina* (all globally Vulnerable) winter here.

[HTTP://DATAZONE.BIRDLIFE.ORG/INFO/EUOREDLIST](http://datazone.birdlife.org/info/euroredlist)

### SPEC

## SPECIES OF GLOBAL CONSERVATION CONCERN

1

### BREEDING 26 SPECIES

Scientific name	English name	European population status	Global Red List Category	Population size	Units	European population %	Population trend since 2000	
							Direction	Magnitude %
<i>Acrocephalus paludicola</i>	Aquatic Warbler	VU	VU	2,600-3,400	Males	27%	Fluctuating	10-20
<i>Aegypius monachus</i>	Cinereous Vulture	Rare	NT	2-3	Pairs	<1%	Fluctuating	10-15
<i>Anthus pratensis</i>	Meadow Pipit	NT	NT	21,000-26,000	Pairs	<1%	Fluctuating	10-20
<i>Aquila heliaca</i>	Eastern Imperial Eagle	Rare	VU	45-75	Pairs	4%	Fluctuating	10-20
<i>Aquila nipalensis</i>	Steppe Eagle	CR	EN	(0-1)	Pairs	<1%	Unknown	Unknown
<i>Aythya ferina</i>	Common Pochard	VU	VU	17,300-25,900	Pairs	9%	Fluctuating	15-20
<i>Aythya nyroca</i>	Ferruginous Duck	Depleted	NT	300-600	Pairs	2%	Fluctuating	25-30
<i>Circus macrourus</i>	Pallid Harrier	NT	NT	0-3	Females	<1%	Fluctuating	50-80
<i>Clanga clanga</i>	Greater Spotted Eagle	EN	VU	30-45	Pairs	4%	Fluctuating	10-20
<i>Emberiza aureola</i>	Yellow-breasted Bunting	CR	EN	10-50	Pairs	17%	Decrease	5-10
<i>Falco cherrug</i>	Saker Falcon	VU	EN	45-80	Pairs	14%	Decrease	10-20
<i>Falco vespertinus</i>	Red-footed Falcon	NT	NT	3,200-5,100	Pairs	9%	Decrease	10-20
<i>Gallinago media</i>	Great Snipe	Declining	NT	500-700	Males	<1%	Decrease	20-30
<i>Glareola nordmanni</i>	Black-winged Pratincole	VU	NT	0-50	Pairs	<1%	Fluctuating	10-25
<i>Haematopus ostralegus</i>	Eurasian Oystercatcher	VU	NT	650-880	Pairs	<1%	Fluctuating	10-20
<i>Limosa limosa</i>	Black-tailed Godwit	VU	NT	13,000-15,000	Pairs	11%	Fluctuating	30-80
<i>Milvus milvus</i>	Red Kite	NT	NT	1-10	Pairs	<1%	Fluctuating	20-25
<i>Numenius arquata</i>	Eurasian Curlew	VU	NT	50-100	Pairs	<1%	Fluctuating	25-35
<i>Otis tarda</i>	Great Bustard	Declining	VU	500-720	Males	3%	Decrease	15-20
<i>Pelecanus crispus</i>	Dalmatian Pelican	Rare	VU	3-14	Pairs	<1%	Fluctuating	10-20
<i>Podiceps auritus</i>	Horned Grebe	NT	VU	0-5	Pairs	<1%	Fluctuating	10-20
<i>Somateria mollissima</i>	Common Eider	VU	NT	700-1,100	Pairs	<1%	Decrease	10-15
<i>Streptopelia turtur</i>	European Turtle-dove	VU	VU	110,000-176,000	Pairs	3%	Fluctuating	15-30
<i>Tetrax tetrax</i>	Little Bustard	VU	NT	100-110	Males	<1%	Decrease	25-30
<i>Turdus iliacus</i>	Redwing	NT	NT	9,500-12,500	Pairs	<1%	Fluctuating	5-10
<i>Vanellus vanellus</i>	Northern Lapwing	VU	NT	65,000-124,000	Pairs	4%	Decrease	30-70

### WINTERING 12 SPECIES

Scientific name	English name	European population status	Global Red List Category	Population size	Units	European population %	Population trend since 2000	
							Direction	Magnitude %
<i>Anser erythropus</i>	Lesser White-fronted Goose	EN	VU	30-1,080	Individuals	5%	Fluctuating	30-70
<i>Aythya ferina</i>	Common Pochard	VU	VU	9,000-55,000	Individuals	3%	Fluctuating	25-40
<i>Aythya nyroca</i>	Ferruginous Duck	Depleted	NT	20-60	Individuals	1%	Fluctuating	15-30
<i>Branta ruficollis</i>	Red-breasted Goose	VU	VU	<b>900-5,766</b>	Individuals	10%	<b>Fluctuating</b>	<b>20-50</b>
<i>Clangula hyemalis</i>	Long-tailed Duck	VU	VU	100-700	Individuals	<1%	Fluctuating	10-50
<i>Limosa limosa</i>	Black-tailed Godwit	VU	NT	1-5	Individuals	<1%	Fluctuating	10-20

# UKRAINE

HTTP://DATAZONE.BIRDLIFE.ORG/INFO/EUOREDLIST

Scientific name	English name	European population status	Global Red List Category	Population size	Units	European population %	Population trend since 2000	
							Direction	Magnitude %
<i>Melanitta fusca</i>	Velvet Scoter	VU	VU	20-80	Individuals	<1%	Decrease	10-40
<i>Numenius arquata</i>	Eurasian Curlew	VU	NT	10-200	Individuals	<1%	Fluctuating	25-50
<i>Oxyura leucocephala</i>	White-headed Duck	EN	EN	0-5	Individuals	<1%	<b>Fluctuating</b>	<b>0-10</b>
<i>Podiceps auritus</i>	Horned Grebe	NT	VU	10-30	Individuals	<1%	Fluctuating	10-30
<i>Somateria mollissima</i>	Common Eider	VU	NT	100-300	Individuals	<1%	Decrease	10-15
<i>Vanellus vanellus</i>	Northern Lapwing	VU	NT	5-10	Individuals	<1%	Fluctuating	30-50

**SPEC**

## SPECIES OF EUROPEAN CONSERVATION CONCERN CONCENTRATED IN EUROPE

**2**

### BREEDING 20 SPECIES

Scientific name	English name	European population status	Global Red List Category	Population size	Units	European population %	Population trend since 2000	
							Direction	Magnitude %
<i>Accipiter brevipes</i>	Levant Sparrowhawk	Rare	LC	30-45	Pairs	<1%	Fluctuating	5-15
<i>Calidris pugnax</i>	Ruff	Declining	LC	100-150	Males	<1%	Decrease	20-50
<i>Coracias garrulus</i>	European Roller	Declining	LC	4,000-5,000	Pairs	8%	Decrease	10-15
<i>Crex crex</i>	Corncrake	Depleted	LC	83,400-154,000	Males	7%	Fluctuating	10-15
<i>Delichon urbicum</i>	Northern House Martin	Declining	LC	400,000-580,000	Pairs	3%	Increase	10-20
<i>Emberiza calandra</i>	Corn Bunting	Depleted	LC	30,000-50,000	Pairs	<1%	Increase	5-10
<i>Emberiza citrinella</i>	Yellowhammer	Declining	LC	1,500,000-2,000,000	Pairs	8%	Decrease	20-25
<i>Emberiza hortulana</i>	Ortolan Bunting	Declining	LC	58,000-67,000	Pairs	1%	Decrease	5-15
<i>Lanius collurio</i>	Red-backed Shrike	Depleted	LC	350,000-460,000	Pairs	4%	Fluctuating	5-10
<i>Lanius minor</i>	Lesser Grey Shrike	Declining	LC	20,000-35,000	Pairs	5%	Fluctuating	5-10
<i>Linaria cannabina</i>	Common Linnet	Declining	LC	800,000-1,000,000	Pairs	4%	Decrease	15-20
<i>Lullula arborea</i>	Woodlark	Depleted	LC	8,000-12,000	Pairs	<1%	Fluctuating	5-15
<i>Muscicapa striata</i>	Spotted Flycatcher	Depleted	LC	555,000-625,000	Pairs	3%	Fluctuating	10-15
<i>Otus scops</i>	Eurasian Scops-owl	Depleted	LC	4,200-4,700	Pairs	1%	Fluctuating	10-20
<i>Perdix perdix</i>	Grey Partridge	Declining	LC	60,000-90,000	Pairs	4%	Decrease	20-25
<i>Phalacrocorax aristotelis</i>	European Shag	Declining	LC	1,500-1,700	Pairs	2%	Decrease	10-20
<i>Regulus regulus</i>	Goldcrest	Declining	LC	40,000-65,000	Pairs	<1%	Fluctuating	10-15
<i>Saxicola rubetra</i>	Whinchat	Declining	LC	435,000-640,000	Pairs	6%	Fluctuating	10-15
<i>Serinus serinus</i>	European Serin	Declining	LC	155,000-215,000	Pairs	<1%	Fluctuating	5-15
<i>Tringa totanus</i>	Common Redshank	Declining	LC	14,000-23,000	Pairs	4%	Fluctuating	20-40

**SPEC**

## SPECIES OF EUROPEAN CONSERVATION CONCERN NOT CONCENTRATED IN EUROPE

**3**

### BREEDING 58 SPECIES

Scientific name	English name	European population status	Global Red List Category	Population size	Units	European population %	Population trend since 2000	
							Direction	Magnitude %
<i>Actitis hypoleucos</i>	Common Sandpiper	Declining	LC	5,500-8,300	Pairs	<1%	Fluctuating	10-30
<i>Alauda arvensis</i>	Eurasian Skylark	Declining	LC	2,200,000-3,100,000	Pairs	4%	Fluctuating	15-20
<i>Alaudala rufescens</i>	Lesser Short-toed Lark	Declining	LC	200-2,000	Pairs	<1%	Decrease	10-25
<i>Alcedo atthis</i>	Common Kingfisher	VU	LC	6,000-9,500	Pairs	6%	Fluctuating	10-15
<i>Alectoris chukar</i>	Chukar	NT	LC	2,000-2,500	Pairs	<1%	Decrease	10-20
<i>Anas acuta</i>	Northern Pintail	Declining	LC	300-900	Pairs	<1%	Decrease	10-15
<i>Anthus campestris</i>	Tawny Pipit	Depleted	LC	27,500-44,500	Pairs	3%	Fluctuating	10-20

Scientific name	English name	European population status	Global Red List Category	Population size	Units	European population %	Population trend since 2000	
							Direction	Magnitude %
<i>Anthus trivialis</i>	Tree Pipit	Declining	LC	850,000-1,240,000	Pairs	3%	Fluctuating	5-10
<i>Apus apus</i>	Common Swift	Declining	LC	70,000-110,000	Pairs	<1%	Stable	0
<i>Ardea purpurea</i>	Purple Heron	Declining	LC	6,700-11,900	Pairs	23%	Increase	10-20
<i>Ardeola ralloides</i>	Squacco Heron	Depleted	LC	1,100-1,300	Pairs	6%	Fluctuating	10-20
<i>Asio flammeus</i>	Short-eared Owl	Depleted	LC	850-1,700	Pairs	1%	Decrease	10-25
<i>Athene noctua</i>	Little Owl	Depleted	LC	15,000-22,000	Pairs	2%	Fluctuating	10-20
<i>Aythya fuligula</i>	Tufted Duck	Declining	LC	1,550-2,950	Pairs	<1%	Fluctuating	10-30
<i>Botaurus stellaris</i>	Eurasian Bittern	Depleted	LC	10,000-15,000	Males	25%	Decrease	10-20
<i>Bubo bubo</i>	Eurasian Eagle-owl	Depleted	LC	150-200	Pairs	<1%	Increase	5-10
<i>Burhinus oedicnemus</i>	Eurasian Thick-knee	Depleted	LC	100-150	Pairs	<1%	Fluctuating	10-25
<i>Calandrella brachydactyla</i>	Greater Short-toed Lark	Depleted	LC	6,000-10,000	Pairs	<1%	Decrease	10-25
<i>Caprimulgus europaeus</i>	European Nightjar	Depleted	LC	16,000-23,000	Males	2%	Fluctuating	10-20
<i>Carpodacus erythrinus</i>	Common Rosefinch	Declining	LC	20,000-30,000	Pairs	<1%	Fluctuating	5-15
<i>Charadrius alexandrinus</i>	Kentish Plover	Declining	LC	1,600-2,000	Pairs	7%	Fluctuating	10-20
<i>Chlidonias niger</i>	Black Tern	Depleted	LC	12,000-26,000	Pairs	17%	Fluctuating	10-40
<i>Circus cyaneus</i>	Hen Harrier	NT	LC	10-25	Females	<1%	Fluctuating	25-60
<i>Coturnix coturnix</i>	Common Quail	Depleted	LC	100,000-160,000	Males	3%	Fluctuating	5-10
<i>Cyanistes cyaneus</i>	Azure Tit	Rare	LC	0-30	Pairs	<1%	Fluctuating	5-10
<i>Falco naumanni</i>	Lesser Kestrel	Depleted	LC	5-10	Pairs	<1%	Decrease	10-30
<i>Falco tinnunculus</i>	Common Kestrel	Declining	LC	9,000-14,400	Pairs	2%	Fluctuating	5-10
<i>Fulica atra</i>	Common Coot	NT	LC	70,000-90,000	Pairs	7%	Fluctuating	15-20
<i>Galerida cristata</i>	Crested Lark	Declining	LC	50,000-70,000	Pairs	<1%	Fluctuating	10-15
<i>Gallinago gallinago</i>	Common Snipe	Declining	LC	13,000-15,000	Pairs	<1%	Fluctuating	10-30
<i>Gelochelidon nilotica</i>	Common Gull-billed Tern	Depleted	LC	4,000-6,000	Pairs	26%	Decrease	20-40
<i>Glareola pratincola</i>	Collared Pratincole	Declining	LC	120-1,200	Pairs	4%	Fluctuating	20-40
<i>Hirundo rustica</i>	Barn Swallow	Declining	LC	870,000-1,300,000	Pairs	3%	Decrease	10-20
<i>Hydrocoloeus minutus</i>	Little Gull	NT	LC	300-750	Pairs	1%	Decrease	10-20
<i>Ixobrychus minutus</i>	Common Little Bittern	Depleted	LC	13,200-22,300	Pairs	20%	Fluctuating	10-20
<i>Jynx torquilla</i>	Eurasian Wryneck	Depleted	LC	35,000-55,000	Pairs	4%	Increase	5-10
<i>Lanius excubitor</i>	Great Grey Shrike	Depleted	LC	600-900	Pairs	<1%	Fluctuating	10-15
<i>Lyrurus tetrix</i>	Black Grouse	Depleted	LC	1,600-3,000	Males	<1%	Decrease	20-25
<i>Melanocorypha calandra</i>	Calandra Lark	Declining	LC	40,000-80,000	Pairs	<1%	Fluctuating	15-20
<i>Mergus serrator</i>	Red-breasted Merganser	NT	LC	300-384	Pairs	<1%	Decrease	10-20
<i>Milvus migrans</i>	Black Kite	Depleted	LC	1,000-1,500	Pairs	1%	Decrease	20-45
<i>Monticola saxatilis</i>	Rufous-tailed Rock-thrush	Declining	LC	850-900	Pairs	<1%	Fluctuating	5-10
<i>Motacilla flava</i>	Western Yellow Wagtail	Declining	LC	535,000-740,000	Pairs	5%	Decrease	10-20
<i>Nycticorax nycticorax</i>	Black-crowned Night-heron	Declining	LC	10,400-12,900	Pairs	16%	Fluctuating	10-20



RUFF *Calidris pugnax* © JOHN FOX

# UKRAINE

HTTP://DATAZONE.BIRDLIFE.ORG/INFO/EUOREDLIST

Scientific name	English name	European population status	Global Red List Category	Population size	Units	European population %	Population trend since 2000	
							Direction	Magnitude %
<i>Oenanthe oenanthe</i>	Northern Wheatear	Depleted	LC	140,000-170,000	Pairs	2%	Fluctuating	0-5
<i>Passer domesticus</i>	House Sparrow	Declining	LC	4,000,000-5,300,000	Pairs	3%	Decrease	15-20
<i>Passer montanus</i>	Eurasian Tree Sparrow	Depleted	LC	3,000,000-4,000,000	Pairs	11%	Fluctuating	10-15
<i>Pelecanus onocrotalus</i>	Great White Pelican	Rare	LC	14-150	Pairs	<1%	Increase	30-50
<i>Phylloscopus trochilus</i>	Willow Warbler	Declining	LC	420,000-760,000	Pairs	<1%	Fluctuating	5-10
<i>Poecile montanus</i>	Willow Tit	Declining	LC	170,000-210,000	Pairs	<1%	Decrease	5-10
<i>Riparia riparia</i>	Collared Sand Martin	Depleted	LC	150,000-800,000	Pairs	6%	Fluctuating	10-20
<i>Spatula querquedula</i>	Garganey	Declining	LC	22,500-35,400	Pairs	7%	Decrease	10-20
<i>Sternula albifrons</i>	Little Tern	Depleted	LC	2,500-4,000	Pairs	7%	Fluctuating	10-35
<i>Strix nebulosa</i>	Great Grey Owl	Rare	LC	15-100	Pairs	1%	Increase	10-15
<i>Sturnus vulgaris</i>	Common Starling	Declining	LC	1,400,000-1,900,000	Pairs	4%	Fluctuating	5-10
<i>Tadorna ferruginea</i>	Ruddy Shelduck	Depleted	LC	80-190	Pairs	<1%	Decrease	10-15
<i>Tringa glareola</i>	Wood Sandpiper	Depleted	LC	0-10	Pairs	<1%	Fluctuating	10-20
<i>Tyto alba</i>	Common Barn-owl	Depleted	LC	5-10	Pairs	<1%	Fluctuating	10-15

## WINTERING 13 SPECIES

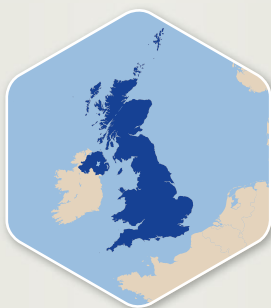
Scientific name	English name	European population status	Global Red List Category	Population size	Units	European population %	Population trend since 2000	
							Direction	Magnitude %
<i>Anas acuta</i>	Northern Pintail	Declining	LC	1,000-2,000	Individuals	1%	Decrease	20-35
<i>Aythya fuligula</i>	Tufted Duck	Declining	LC	25,000-150,000	Individuals	4%	Fluctuating	20-50
<i>Calidris alpina</i>	Dunlin	Declining	LC	10-800	Individuals	<1%	Fluctuating	10-70
<i>Circus cyaneus</i>	Hen Harrier	NT	LC	250-600	Individuals	3%	Fluctuating	10-50
<i>Cygnus columbianus</i>	Tundra Swan	EN	LC	30-100	Individuals	<1%	Fluctuating	10-50
<i>Fulica atra</i>	Common Coot	NT	LC	4,000-20,000	Individuals	<1%	Fluctuating	15-40
<i>Gallinago gallinago</i>	Common Snipe	Declining	LC	50-100	Individuals	<1%	Fluctuating	10-30
<i>Gavia arctica</i>	Arctic Loon	Declining	LC	500-700	Individuals	5%	Decrease	10-50
<i>Gavia stellata</i>	Red-throated Loon	Depleted	LC	10-100	Individuals	<1%	Decrease	20-50
<i>Hydrocoloeus minutus</i>	Little Gull	NT	LC	50-350	Individuals	2%	Decrease	10-20
<i>Mergellus albellus</i>	Smew	Depleted	LC	800-9,000	Individuals	6%	Fluctuating	10-50
<i>Mergus serrator</i>	Red-breasted Merganser	NT	LC	3,000-4,000	Individuals	3%	Decrease	10-20
<i>Tadorna ferruginea</i>	Ruddy Shelduck	Depleted	LC	50-250	Individuals	<1%	Decrease	10-15



DALMATIAN PELICAN *Pelecanus crispus* © VESELIN GRAMATIKOV/SHUTTERSTOCK

## UNITED KINGDOM

The United Kingdom's **244,370 km<sup>2</sup>** (2% of Europe) holds populations of 211 breeding and at least 56 wintering waterbird species. 77 (36%) breeders and 26 (46%) wintering waterbirds are SPECs. The UK is important for seabirds and waterbirds, with half of the European breeding population of Common Murre *Uria aalge*, 20% of Razorbill *Alca torda* and Leach's Storm-petrel *Hydrobates leucorhous*, 15-20% of Northern Fulmar *Fulmarus glacialis*, European Herring Gull *Larus argentatus* and Black-legged



Kittiwake *Rissa tridactyla*, and 35% of European Shag *Phalacrocorax aristotelis*. Globally Near Threatened waders such as Eurasian Oystercatcher *Haematopus ostralegus*, Eurasian Curlew *Numenius arquata* and Northern Lapwing *Vanellus vanellus* also breed here. The UK holds two thirds of Europe's wintering Red Knot *Calidris canutus* (globally Near Threatened) and Common Redshank *Tringa totanus*, and significant populations of many other regionally and/or globally threatened waders and waterfowl.

[HTTP://DATAZONE.BIRDLIFE.ORG/INFO/EUOREDLIST](http://datazone.birdlife.org/info/euroredlist)

### SPEC

## SPECIES OF GLOBAL CONSERVATION CONCERN

1

### BREEDING 16 SPECIES

Scientific name	English name	European population status	Global Red List Category	Population size	Units	European population %	Population trend since 2000	
							Direction	Magnitude %
<i>Alca torda</i>	Razorbill	NT	NT	<b>187,000</b>	Individuals	19%	Increase	8
<i>Anthus pratensis</i>	Meadow Pipit	NT	NT	1,800,000-2,300,000	Pairs	17%	Decrease	23-32
<i>Aythya ferina</i>	Common Pochard	VU	VU	350-630	Pairs	<1%	Increase	36
<i>Fratercula arctica</i>	Atlantic Puffin	VU	VU	<b>580,000</b>	Pairs	11%	Increase	19
<i>Haematopus ostralegus</i>	Eurasian Oystercatcher	VU	NT	110,000	Pairs	35%	Decrease	8
<i>Hydrobates leucorhous</i>	Leach's Storm-petrel	Secure	VU	36,000-65,000	Pairs	20%	Decrease	Unknown
<i>Limosa limosa</i>	Black-tailed Godwit	VU	NT	<b>61-66</b>	Pairs	<1%	Increase	59
<i>Milvus milvus</i>	Red Kite	NT	NT	<b>1,600</b>	Pairs	6%	Increase	532
<i>Numenius arquata</i>	Eurasian Curlew	VU	NT	<b>68,000</b>	Pairs	27%	Decrease	38
<i>Otis tarda</i>	Great Bustard	Declining	VU	<b>2</b>	Males	<1%	Increase	300
<i>Podiceps auritus</i>	Horned Grebe	NT	VU	<b>30</b>	Pairs	<1%	Decrease	47
<i>Somateria mollissima</i>	Common Eider	VU	NT	27,000	Pairs	3%	Decrease	15
<i>Streptopelia turtur</i>	European Turtle-dove	VU	VU	14,000	Pairs	<1%	Decrease	77
<i>Sylvia undata</i>	Dartford Warbler	NT	NT	<b>2,900-3,600</b>	Pairs	<1%	Increase	48
<i>Turdus iliacus</i>	Redwing	NT	NT	4-16	Pairs	<1%	Decrease	24
<i>Vanellus vanellus</i>	Northern Lapwing	VU	NT	140,000	Pairs	7%	Decrease	24

### WINTERING 12 SPECIES

Scientific name	English name	European population status	Global Red List Category	Population size	Units	European population %	Population trend since 2000	
							Direction	Magnitude %
<i>Aythya ferina</i>	Common Pochard	VU	VU	<b>48,000</b>	Individuals	7%	Decrease	55
<i>Calidris canutus</i>	Red Knot	Secure	NT	<b>330,000</b>	Individuals	62%	Increase	24
<i>Clangula hyemalis</i>	Long-tailed Duck	VU	VU	(11,000)	Individuals	1%	Decrease	74
<i>Gavia adamsii</i>	Yellow-billed Loon	VU	NT	(13)	Individuals	1%	Unknown	Unknown
<i>Haematopus ostralegus</i>	Eurasian Oystercatcher	VU	NT	<b>340,000</b>	Individuals	39%	Decrease	17
<i>Limosa lapponica</i>	Bar-tailed Godwit	Secure	NT	<b>41,000</b>	Individuals	32%	Increase	18
<i>Limosa limosa</i>	Black-tailed Godwit	VU	NT	<b>44,000</b>	Individuals	28%	Increase	67
<i>Melanitta fusca</i>	Velvet Scoter	VU	VU	(2,500)	Individuals	1%	Decrease	59
<i>Numenius arquata</i>	Eurasian Curlew	VU	NT	<b>150,000</b>	Individuals	28%	Decrease	16
<i>Podiceps auritus</i>	Horned Grebe	NT	VU	(1,100)	Individuals	27%	Decrease	6
<i>Somateria mollissima</i>	Common Eider	VU	NT	(63,000)	Individuals	2%	Decrease	11
<i>Vanellus vanellus</i>	Northern Lapwing	VU	NT	650,000	Individuals	17%	Decrease	47

# UNITED KINGDOM

HTTP://DATAZONE.BIRDLIFE.ORG/INFO/EUOREDLIST

**SPEC**

## SPECIES OF EUROPEAN CONSERVATION CONCERN CONCENTRATED IN EUROPE

**2**

### BREEDING 17 SPECIES

Scientific name	English name	European population status	Global Red List Category	Population size	Units	European population %	Population trend since 2000	
							Direction	Magnitude %
<i>Calidris pugnax</i>	Ruff	Declining	LC	0-11	Males	<1%	Decrease	67
<i>Cephus grylle</i>	Black Guillemot	Declining	LC	38,000	Individuals	8%	Stable	0
<i>Crex crex</i>	Corncrake	Depleted	LC	1,200	Males	<1%	Increase	112
<i>Delichon urbicum</i>	Northern House Martin	Declining	LC	160,000-370,000	Pairs	1%	Decrease	10
<i>Emberiza calandra</i>	Corn Bunting	Depleted	LC	9,000-13,000	Pairs	<1%	Decrease	19
<i>Emberiza citrinella</i>	Yellowhammer	Declining	LC	710,000	Pairs	3%	Decrease	8
<i>Lanius collurio</i>	Red-backed Shrike	Depleted	LC	1-3	Pairs	<1%	Decrease	37
<i>Larus argentatus</i>	European Herring Gull	Declining	LC	130,000	Pairs	17%	Decrease	31
<i>Linaria cannabina</i>	Common Linnet	Declining	LC	430,000	Pairs	2%	Decrease	15
<i>Loxia scotica</i>	Scottish Crossbill	Rare	LC	4,100-11,400	Pairs	100%	Unknown	Unknown
<i>Lullula arborea</i>	Woodlark	Depleted	LC	2,500-3,700	Pairs	<1%	Increase	40
<i>Muscicapa striata</i>	Spotted Flycatcher	Depleted	LC	36,000	Pairs	<1%	Decrease	43
<i>Perdix perdix</i>	Grey Partridge	Declining	LC	45,000	Pairs	2%	Decrease	44
<i>Phalacrocorax aristotelis</i>	European Shag	Declining	LC	27,000	Pairs	35%	Decrease	15
<i>Regulus regulus</i>	Goldcrest	Declining	LC	610,000	Pairs	2%	Decrease	31
<i>Saxicola rubetra</i>	Whinchat	Declining	LC	19,000-75,000	Pairs	<1%	Decrease	53
<i>Tringa totanus</i>	Common Redshank	Declining	LC	25,000	Pairs	6%	Decrease	35

### WINTERING 1 SPECIES

Scientific name	English name	European population status	Global Red List Category	Population size	Units	European population %	Population trend since 2000	
							Direction	Magnitude %
<i>Tringa totanus</i>	Common Redshank	Declining	LC	130,000	Individuals	69%	Decrease	15

**SPEC**

## SPECIES OF EUROPEAN CONSERVATION CONCERN NOT CONCENTRATED IN EUROPE

**3**

### BREEDING 44 SPECIES

Scientific name	English name	European population status	Global Red List Category	Population size	Units	European population %	Population trend since 2000	
							Direction	Magnitude %
<i>Actitis hypoleucos</i>	Common Sandpiper	Declining	LC	15,000	Pairs	1%	Stable	0
<i>Alauda arvensis</i>	Eurasian Skylark	Declining	LC	1,500,000	Pairs	3%	Decrease	14
<i>Alcedo atthis</i>	Common Kingfisher	VU	LC	3,800-6,400	Pairs	4%	Decrease	24
<i>Anas acuta</i>	Northern Pintail	Declining	LC	9-33	Pairs	<1%	Decrease	37
<i>Anthus trivialis</i>	Tree Pipit	Declining	LC	55,000-121,000	Pairs	<1%	Decrease	12
<i>Apus apus</i>	Common Swift	Declining	LC	64,000-111,000	Pairs	<1%	Decrease	34
<i>Asio flammeus</i>	Short-eared Owl	Depleted	LC	620-2,180	Pairs	1%	(Fluctuating)	(0)
<i>Aythya fuligula</i>	Tufted Duck	Declining	LC	16,000-19,000	Pairs	3%	Increase	27
<i>Aythya marila</i>	Greater Scaup	VU	LC	0	Pairs	0%	Stable	0
<i>Botaurus stellaris</i>	Eurasian Bittern	Depleted	LC	80	Males	<1%	Increase	403
<i>Burhinus oedicnemus</i>	Eurasian Thick-knee	Depleted	LC	350	Pairs	<1%	Increase	84
<i>Calidris alpina</i>	Dunlin	Declining	LC	8,600-10,600	Pairs	2%	Increase	56
<i>Caprimulgus europaeus</i>	European Nightjar	Depleted	LC	3,700-5,500	Males	<1%	Increase	34




Scientific name	English name	European population status	Global Red List Category	Population size	Units	European population %	Population trend since 2000	
							Direction	Magnitude %
<i>Circus cyaneus</i>	Hen Harrier	NT	LC	<b>550-740</b>	Females	2%	Increase	21
<i>Coturnix coturnix</i>	Common Quail	Depleted	LC	540	Males	<1%	Decrease	6
<i>Falco tinnunculus</i>	Common Kestrel	Declining	LC	46,000	Pairs	9%	Decrease	20
<i>Fringilla montifringilla</i>	Brambling	Declining	LC	<b>0</b>	Pairs	0%	Decrease	46
<i>Fulca atra</i>	Common Coot	NT	LC	31,000	Pairs	3%	Increase	12
<i>Fulmarus glacialis</i>	Northern Fulmar	EN	LC	<b>500,000</b>	Pairs	15%	Decrease	39
<i>Gallinago gallinago</i>	Common Snipe	Declining	LC	80,000	Pairs	2%	Increase	12
<i>Gavia arctica</i>	Arctic Loon	Declining	LC	<b>190-250</b>	Pairs	<1%	Increase	16
<i>Gavia stellata</i>	Red-throated Loon	Depleted	LC	<b>1,000-1,600</b>	Pairs	2%	Decrease	10
<i>Hirundo rustica</i>	Barn Swallow	Declining	LC	860,000	Pairs	2%	Increase	21
<i>Jynx torquilla</i>	Eurasian Wryneck	Depleted	LC	<b>0</b>	Pairs	0%	Decrease	33
<i>Lagopus lagopus</i>	Willow Grouse	VU	LC	230,000	Pairs	16%	Increase	27
<i>Lagopus muta</i>	Rock Ptarmigan	NT	LC	2,000-15,000	Pairs	1%	Unknown	Unknown
<i>Lyrurus tetrix</i>	Black Grouse	Depleted	LC	<b>5,100</b>	Males	<1%	Decrease	22
<i>Mergus serrator</i>	Red-breasted Merganser	NT	LC	2,400	Pairs	3%	Unknown	Unknown
<i>Motacilla flava</i>	Western Yellow Wagtail	Declining	LC	15,000	Pairs	<1%	Decrease	41
<i>Oenanthe oenanthe</i>	Northern Wheatear	Depleted	LC	170,000-310,000	Pairs	3%	Stable	2,8
<i>Passer domesticus</i>	House Sparrow	Declining	LC	4,800,000-5,800,000	Pairs	3%	Stable	3,3
<i>Passer montanus</i>	Eurasian Tree Sparrow	Depleted	LC	200,000	Pairs	<1%	Increase	94
<i>Phylloscopus trochilus</i>	Willow Warbler	Declining	LC	2,400,000	Pairs	3%	Stable	3,3
<i>Poecile montanus</i>	Willow Tit	Declining	LC	3,400	Pairs	<1%	Decrease	73
<i>Pyrhcorax pyrrhcorax</i>	Red-billed Chough	Declining	LC	<b>250-350</b>	Pairs	<1%	Increase	28
<i>Riparia riparia</i>	Collared Sand Martin	Depleted	LC	54,000-174,000	Pairs	2%	Increase	56
<i>Rissa tridactyla</i>	Black-legged Kittiwake	VU	LC	<b>380,000</b>	Pairs	19%	Decrease	47
<i>Spatula querquedula</i>	Garganey	Declining	LC	<b>14-93</b>	Pairs	<1%	Decrease	20
<i>Sterna dougallii</i>	Roseate Tern	Rare	LC	<b>86</b>	Pairs	3%	Increase	61
<i>Sternula albifrons</i>	Little Tern	Depleted	LC	<b>1,900</b>	Pairs	4%	Stable	0
<i>Sturnus vulgaris</i>	Common Starling	Declining	LC	1,700,000-2,200,000	Pairs	5%	Decrease	47
<i>Tringa glareola</i>	Wood Sandpiper	Depleted	LC	<b>16-26</b>	Pairs	<1%	Increase	108
<i>Tyto alba</i>	Common Barn-owl	Depleted	LC	<b>3,000-5,000</b>	Pairs	2%	Increase	450
<i>Uria aalge</i>	Common Murre	NT	LC	<b>1,418,000</b>	Individuals	51%	Stable	0

#### WINTERING 13 SPECIES

Scientific name	English name	European population status	Global Red List Category	Population size	Units	European population %	Population trend since 2000	
							Direction	Magnitude %
<i>Anas acuta</i>	Northern Pintail	Declining	LC	<b>29,000</b>	Individuals	21%	Decrease	12
<i>Aythya fuligula</i>	Tufted Duck	Declining	LC	<b>120,000</b>	Individuals	8%	Decrease	29
<i>Aythya marila</i>	Greater Scaup	VU	LC	(12,000)	Individuals	6%	Decrease	29
<i>Calidris alpina</i>	Dunlin	Declining	LC	<b>360,000</b>	Individuals	28%	Decrease	14
<i>Circus cyaneus</i>	Hen Harrier	NT	LC	1,650-2,220	Individuals	17%	Unknown	Unknown
<i>Cygnus columbianus</i>	Tundra Swan	EN	LC	<b>7,000</b>	Individuals	32%	Decrease	54
<i>Fulca atra</i>	Common Coot	NT	LC	<b>190,000</b>	Individuals	5%	Decrease	16
<i>Gallinago gallinago</i>	Common Snipe	Declining	LC	(1,100,000)	Individuals	97%	Decrease	57
<i>Gavia arctica</i>	Arctic Loon	Declining	LC	(560)	Individuals	5%	Increase	43
<i>Gavia immer</i>	Common Loon	VU	LC	(2,600)	Individuals	47%	Decrease	44
<i>Gavia stellata</i>	Red-throated Loon	Depleted	LC	(17,000)	Individuals	39%	Increase	19
<i>Mergellus albellus</i>	Smew	Depleted	LC	(180)	Individuals	<1%	Decrease	31
<i>Mergus serrator</i>	Red-breasted Merganser	NT	LC	(9,000)	Individuals	8%	Decrease	39

COMMON MURRE  
*Uria aalge*  
© GLENN BARTLEY/AGAMI



EURASIAN CURLEW  
*Numenius arquata*  
© BEN LASCELLES



## EUROPEAN POPULATION SIZES AND TRENDS

### BREEDING & WINTERING 541 SPECIES

Scientific name	English name	SPEC	BREEDING			WINTERING		
			Size	Units	Trend	Size	Units	Trend
<i>Acanthis flammea</i>	Redpoll		6,070,000-14,500,000	Pairs	Fluctuating			
<i>Accipiter badius</i>	Shikra		50-210	Pairs	Unknown			
<i>Accipiter brevipes</i>	Levant Sparrowhawk	2	3,500-6,900	Pairs	Unknown			
<i>Accipiter gentilis</i>	Northern Goshawk		166,000-220,000	Pairs	Decreasing			
<i>Accipiter nisus</i>	Eurasian Sparrowhawk		403,000-582,000	Pairs	Stable			
<i>Acrocephalus agricola</i>	Paddyfield Warbler		200,000-396,000	Pairs	Increasing			
<i>Acrocephalus arundinaceus</i>	Great Reed-warbler		2,600,000-4,680,000	Pairs	Unknown			
<i>Acrocephalus dumetorum</i>	Blyth's Reed-warbler		2,180,000-4,780,000	Pairs	Increasing			
<i>Acrocephalus melanopogon</i>	Moustached Warbler		76,100-124,000	Pairs	Unknown			
<i>Acrocephalus paludicola</i>	Aquatic Warbler	1	9,000-13,800	Males	Decreasing			
<i>Acrocephalus palustris</i>	Marsh Warbler		4,170,000-7,590,000	Pairs	Unknown			
<i>Acrocephalus schoenobaenus</i>	Sedge Warbler		3,830,000-6,440,000	Pairs	Stable			
<i>Acrocephalus scirpaceus</i>	Common Reed-warbler		2,120,000-3,880,000	Pairs	Stable			
<i>Actitis hypoleucos</i>	Common Sandpiper	3	794,000-1,460,000	Pairs	Decreasing			
<i>Aegithalos caudatus</i>	Long-tailed Tit		8,310,000-15,000,000	Pairs	Stable			
<i>Aegolius funereus</i>	Boreal Owl		90,900-309,000	Pairs	Fluctuating			
<i>Aegypius monachus</i>	Cinereous Vulture	1	2,300-2,500	Pairs	Increasing			
<i>Alauda arvensis</i>	Eurasian Skylark	3	44,300,000-78,800,000	Pairs	Decreasing			
<i>Alauda leucoptera</i>	White-winged Lark		10,000-50,000	Pairs	Fluctuating			
<i>Alaudala rufescens</i>	Lesser Short-toed Lark	3	1,570,000-3,010,000	Pairs	Decreasing			
<i>Alca torda</i>	Razorbill	1	979,000-1,020,000	Individuals	Decreasing			
<i>Alcedo atthis</i>	Common Kingfisher	3	97,500-167,000	Pairs	Decreasing			
<i>Alectoris barbara</i>	Barbary Partridge	3	7,500-20,000	Pairs	Unknown			
<i>Alectoris chukar</i>	Chukar	3	488,000-1,680,000	Pairs	Decreasing			
<i>Alectoris graeca</i>	Rock Partridge	1	41,800-73,400	Pairs	Decreasing			
<i>Alectoris rufa</i>	Red-legged Partridge	2	5,060,000-7,080,000	Pairs	Decreasing			
<i>Alle alle</i>	Little Auk		10,200,000-83,000,000	Individuals	Unknown			
<i>Ammomanes deserti</i>	Desert Lark	3	30-120	Pairs	Decreasing			
<i>Ammoperdix griseogularis</i>	See-see Partridge		4,000-6,100	Pairs	Stable			
<i>Anas acuta</i>	Northern Pintail	3	210,000-269,000	Pairs	Decreasing	101,000-219,000	Individuals	Increasing
<i>Anas crecca</i>	Common Teal		557,000-915,000	Pairs	Unknown	910,000-1,320,000	Individuals	Increasing
<i>Anas platyrhynchos</i>	Mallard		2,850,000-4,610,000	Pairs	Stable	4,520,000-5,760,000	Individuals	Decreasing
<i>Anhinga rufa</i>	African Darter	3	0	Pairs	n/a			
<i>Anser albifrons</i>	Greater White-fronted Goose		259,000-310,000	Pairs	Stable	1,490,000-2,430,000	Individuals	Increasing
<i>Anser anser</i>	Greylag Goose		259,000-427,000	Pairs	Increasing	825,000-1,180,000	Individuals	Increasing
<i>Anser brachyrhynchus</i>	Pink-footed Goose		57,000-74,000	Pairs	Increasing	418,000-427,000	Individuals	Increasing
<i>Anser caerulescens</i>	Snow Goose		1,000-2,000	Pairs	Increasing			
<i>Anser erythropus</i>	Lesser White-fronted Goose	1	140-310	Pairs	Decreasing	2,200-7,600	Individuals	Decreasing
<i>Anser fabalis</i>	Bean Goose		134,000-144,000	Pairs	Stable	626,000-829,000	Individuals	Increasing
<i>Anthropoides virgo</i>	Demoiselle Crane		9,700-13,300	Pairs	Decreasing			
<i>Anthus berthelotii</i>	Berthelot's Pipit		30,000-150,000	Pairs	Unknown			
<i>Anthus campestris</i>	Tawny Pipit	3	909,000-1,720,000	Pairs	Unknown			
<i>Anthus cervinus</i>	Red-throated Pipit		1,010,000-3,020,000	Pairs	Unknown			
<i>Anthus gustavi</i>	Pechora Pipit		10-100	Pairs	Unknown			
<i>Anthus hodgsoni</i>	Olive-backed Pipit		45,000-60,000	Pairs	Unknown			
<i>Anthus petrosus</i>	Rock Pipit		164,000-281,000	Pairs	Unknown			
<i>Anthus pratensis</i>	Meadow Pipit	1	9,670,000-15,000,000	Pairs	Decreasing			
<i>Anthus spinoletta</i>	Water Pipit		1,620,000-3,160,000	Pairs	Stable			
<i>Anthus trivialis</i>	Tree Pipit	3	26,900,000-38,100,000	Pairs	Decreasing			
<i>Apus affinis</i>	Little Swift	3	900-2,500	Pairs	Decreasing			
<i>Apus apus</i>	Common Swift	3	19,100,000-32,500,000	Pairs	Decreasing			
<i>Apus caffer</i>	White-rumped Swift		110-200	Pairs	Unknown			
<i>Apus pallidus</i>	Pallid Swift		63,200-106,000	Pairs	Stable			
<i>Apus unicolor</i>	Plain Swift		7,500-20,000	Pairs	Unknown			
<i>Aquila adalberti</i>	Spanish Imperial Eagle	1	370-380	Pairs	Increasing	900-1,000	Individuals	Increasing

Scientific name	English name	SPEC	BREEDING			WINTERING		
			Size	Units	Trend	Size	Units	Trend
<i>Aquila chrysaetos</i>	Golden Eagle		9,300-12,300	Pairs	Increasing			
<i>Aquila fasciata</i>	Bonelli's Eagle	3	1,100-1,200	Pairs	Stable			
<i>Aquila heliaca</i>	Eastern Imperial Eagle	1	1,300-1,900	Pairs	Increasing			
<i>Aquila nipalensis</i>	Steppe Eagle	1	800-1,200	Pairs	Decreasing			
<i>Ardea alba</i>	Great White Egret		20,700-34,900	Pairs	Increasing	20,200-36,500	Individuals	Increasing
<i>Ardea cinerea</i>	Grey Heron		223,000-391,000	Pairs	Decreasing			
<i>Ardea purpurea</i>	Purple Heron	3	31,600-46,000	Pairs	Decreasing			
<i>Ardeola ralloides</i>	Squacco Heron	3	15,000-25,900	Pairs	Stable			
<i>Arenaria interpres</i>	Ruddy Turnstone		35,900-77,100	Pairs	Decreasing	91,500-96,300	Individuals	Increasing
<i>Argya altirostris</i>	Iraq Babbler		50-100	Pairs	Increasing			
<i>Asio flammeus</i>	Short-eared Owl	3	54,700-186,000	Pairs	Fluctuating			
<i>Asio otus</i>	Northern Long-eared Owl		304,000-776,000	Pairs	Unknown			
<i>Athene noctua</i>	Little Owl	3	618,000-1,170,000	Pairs	Stable			
<i>Aythya ferina</i>	Common Pochard	1	198,000-285,000	Pairs	Decreasing	510,000-1,140,000	Individuals	Decreasing
<i>Aythya fuligula</i>	Tufted Duck	3	551,000-742,000	Pairs	Stable	1,180,000-1,910,000	Individuals	Decreasing
<i>Aythya marila</i>	Greater Scaup	3	134,000-178,000	Pairs	Decreasing	154,000-283,000	Individuals	Fluctuating
<i>Aythya nyroca</i>	Ferruginous Duck	1	17,400-30,100	Pairs	Unknown	1,900-8,100	Individuals	Stable
<i>Bombycilla garrulus</i>	Bohemian Waxwing		1,080,000-2,110,000	Pairs	Fluctuating			
<i>Bonasa bonasia</i>	Hazel Grouse		1,480,000-2,920,000	Pairs	Stable			
<i>Botaurus stellaris</i>	Eurasian Bittern	3	37,600-66,400	Males	Stable			
<i>Branta bernicla</i>	Brent Goose		1,500-1,800	Pairs	Unknown	307,000-329,000	Individuals	Fluctuating
<i>Branta canadensis</i>	Canada Goose		1,000-5,000	Pairs	Increasing			
<i>Branta leucopsis</i>	Barnacle Goose		196,000-247,000	Pairs	Increasing	633,000-804,000	Individuals	Increasing
<i>Branta ruficollis</i>	Red-breasted Goose	1	5-10	Pairs	Unknown	10,800-81,600	Individuals	Decreasing
<i>Bubo bubo</i>	Eurasian Eagle-owl	3	18,500-30,300	Pairs	Increasing			
<i>Bubo scandiacus</i>	Snowy Owl	3	700-2,300	Pairs	Fluctuating			
<i>Bubulcus ibis</i>	Cattle Egret		76,100-92,300	Pairs	Decreasing			
<i>Bucanetes githagineus</i>	Trumpeter Finch		10,500-21,400	Pairs	Decreasing			
<i>Bucanetes mongolicus</i>	Mongolian Finch		510-1,000	Pairs	Stable			
<i>Bucephala clangula</i>	Common Goldeneye		489,000-623,000	Pairs	Stable	375,000-505,000	Individuals	Stable
<i>Bucephala islandica</i>	Barrow's Goldeneye	3	800-900	Pairs	Unknown			
<i>Bulweria bulwerii</i>	Bulwer's Petrel	3	6,100	Pairs	Unknown			
<i>Burhinus oedicephalus</i>	Eurasian Thick-knee	3	53,400-88,200	Pairs	Increasing			
<i>Buteo buteo</i>	Eurasian Buzzard		814,000-1,390,000	Pairs	Stable			
<i>Buteo lagopus</i>	Rough-legged Buzzard		37,200-79,200	Pairs	Fluctuating			
<i>Buteo rufinus</i>	Long-legged Buzzard		11,800-19,200	Pairs	Increasing			
<i>Calandrella brachydactyla</i>	Greater Short-toed Lark	3	4,730,000-9,050,000	Pairs	Unknown			
<i>Calcarius lapponicus</i>	Lapland Longspur		5,340,000-12,700,000	Pairs	Unknown			
<i>Calidris alba</i>	Sanderling		25,100-50,100	Pairs	Unknown	68,300-75,900	Individuals	Increasing
<i>Calidris alpina</i>	Dunlin	3	426,000-562,000	Pairs	Unknown	1,140,000-1,440,000	Individuals	Decreasing
<i>Calidris bairdii</i>	Baird's Sandpiper		500-1,000	Pairs	Unknown			
<i>Calidris canutus</i>	Red Knot	1	15,000-30,000	Pairs	Unknown	505,000-565,000	Individuals	Increasing
<i>Calidris falcinellus</i>	Broad-billed Sandpiper	2	29,700-44,100	Pairs	Unknown			
<i>Calidris ferruginea</i>	Curlew Sandpiper	1	0	n/a	n/a	1,000-1,800	Individuals	Increasing
<i>Calidris maritima</i>	Purple Sandpiper		56,700-83,000	Pairs	Unknown	227,000-249,000	Individuals	Unknown
<i>Calidris minuta</i>	Little Stint		48,200-76,000	Pairs	Stable	19,900-42,000	Individuals	Uncertain
<i>Calidris pugnax</i>	Ruff	2	265,000-1,650,000	Males	Decreasing			
<i>Calidris temminckii</i>	Temminck's Stint		58,100-167,000	Pairs	Stable			
<i>Calliope calliope</i>	Siberian Rubythroat		1,000-1,200	Pairs	Unknown			
<i>Calonectris borealis</i>	Cory's Shearwater	2	252,000-253,000	Pairs	Unknown			
<i>Calonectris diomedea</i>	Scopoli's Shearwater		30,500-48,100	Pairs	Decreasing			
<i>Caprimulgus europaeus</i>	European Nightjar	3	614,000-1,100,000	Males	Stable			
<i>Caprimulgus ruficollis</i>	Red-necked Nightjar		101,000-140,000	Males	Decreasing			
<i>Carduelis carduelis</i>	European Goldfinch		27,800,000-42,700,000	Pairs	Stable			
<i>Carduelis citrinella</i>	Citrel Finch		250,000-283,000	Pairs	Decreasing			
<i>Carduelis corsicana</i>	Corsican Finch		18,000-20,500	Pairs	Unknown			
<i>Carpodacus erythrinus</i>	Common Rosefinch	3	7,810,000-14,100,000	Pairs	Decreasing			
<i>Carpodacus rubicilla</i>	Great Rosefinch	3	5,100-10,300	Pairs	Unknown			
<i>Carpospiza brachydactyla</i>	Pale Sparrow		6,000-18,300	Pairs	Increasing			
<i>Catharacta skua</i>	Great Skua		16,300-17,200	Pairs	Increasing			
<i>Cecropis daurica</i>	Red-rumped Swallow		1,450,000-3,340,000	Pairs	Stable			
<i>Cephus grylle</i>	Black Guillemot	2	324,000-762,000	Individuals	Decreasing			
<i>Cercotrichas galactotes</i>	Rufous-tailed Scrub-robin	3	230,000-623,000	Pairs	Decreasing			

Scientific name	English name	SPEC	BREEDING			WINTERING		
			Size	Units	Trend	Size	Units	Trend
<i>Certhia brachydactyla</i>	Short-toed Treecreeper		5,130,000-8,680,000	Pairs	Increasing			
<i>Certhia familiaris</i>	Eurasian Treecreeper		6,050,000-11,400,000	Pairs	Stable			
<i>Ceryle rudis</i>	Pied Kingfisher	3	100-200	Pairs	Decreasing			
<i>Cettia cetti</i>	Cetti's Warbler		2,020,000-3,190,000	Pairs	Stable			
<i>Charadrius alexandrinus</i>	Kentish Plover	3	21,500-34,800	Pairs	Decreasing	12,000-26,400	Individuals	Stable
<i>Charadrius asiaticus</i>	Caspian Plover	3	0	Pairs	n/a			
<i>Charadrius dubius</i>	Little Ringed Plover		134,000-262,000	Pairs	Decreasing			
<i>Charadrius hiaticula</i>	Common Ringed Plover		140,000-213,000	Pairs	Unknown	71,000-80,700	Individuals	Fluctuating
<i>Charadrius leschenaultii</i>	Greater Sandplover	3	600-1,000	Pairs	Unknown	25-60	Individuals	Increasing
<i>Chersophilus duponti</i>	Dupont's Lark	1	2,200-2,700	Pairs	Decreasing			
<i>Chlamydotis macqueenii</i>	Asian Houbara	1	0-10	Individuals	Decreasing			
<i>Chlamydotis undulata</i>	African Houbara	1	850-1,200	Individuals	Stable			
<i>Chlidonias hybrida</i>	Whiskered Tern		66,300-108,000	Pairs	Increasing			
<i>Chlidonias leucopterus</i>	White-winged Tern		66,600-173,000	Pairs	Fluctuating			
<i>Chlidonias niger</i>	Black Tern	3	74,400-154,000	Pairs	Unknown			
<i>Chloris chloris</i>	European Greenfinch		21,600,000-33,100,000	Pairs	Stable			
<i>Ciconia ciconia</i>	White Stork		224,000-247,000	Pairs	Increasing			
<i>Ciconia nigra</i>	Black Stork		9,800-13,900	Pairs	Increasing			
<i>Cinclus cinclus</i>	White-throated Dipper		131,000-292,000	Pairs	Decreasing			
<i>Circaetus gallicus</i>	Short-toed Snake-eagle		17,600-20,900	Pairs	Stable			
<i>Circus aeruginosus</i>	Western Marsh-harrier		99,300-184,000	Females	Increasing			
<i>Circus cyaneus</i>	Hen Harrier	3	30,000-54,400	Females	Decreasing	7,700-17,000	Individuals	Uncertain
<i>Circus macrourus</i>	Pallid Harrier	1	300-1,140	Females	Unknown			
<i>Circus pygargus</i>	Montagu's Harrier		54,500-92,200	Females	Unknown			
<i>Cisticola juncidis</i>	Zitting Cisticola		922,000-2,140,000	Pairs	Stable			
<i>Clamator glandarius</i>	Great Spotted Cuckoo		84,100-252,000	Pairs	Increasing			
<i>Clanga clanga</i>	Greater Spotted Eagle	1	770-1,040	Pairs	Decreasing			
<i>Clanga pomarina</i>	Lesser Spotted Eagle		16,400-22,100	Pairs	Stable			
<i>Clangula hyemalis</i>	Long-tailed Duck	1	338,000-445,000	Pairs	Unknown	1,430,000-3,520,000	Individuals	Decreasing
<i>Coccothraustes coccothraustes</i>	Hawfinch		2,600,000-5,070,000	Pairs	Stable			
<i>Columba bollii</i>	Dark-tailed Laurel-pigeon	2	2,500-10,000	Individuals	Unknown			
<i>Columba junoniae</i>	White-tailed Laurel-pigeon	1	1,000-2,500	Individuals	Unknown			
<i>Columba livia</i>	Rock Dove		11,000,000-22,600,000	Pairs	Unknown			
<i>Columba oenas</i>	Stock Dove		561,000-1,040,000	Pairs	Increasing			
<i>Columba palumbus</i>	Common Woodpigeon		20,500,000-29,000,000	Pairs	Increasing			
<i>Columba trocaz</i>	Madeira Laurel-pigeon	2	10,000-14,000	Individuals	Stable			
<i>Coracias garrulus</i>	European Roller	2	37,700-79,200	Pairs	Decreasing			
<i>Corvus corax</i>	Common Raven		611,000-1,160,000	Pairs	Increasing			
<i>Corvus corone</i>	Carriion Crow		8,790,000-16,600,000	Pairs	Stable			
<i>Corvus frugilegus</i>	Rook		7,475,000-13,200,000	Pairs	Decreasing			
<i>Corvus monedula</i>	Eurasian Jackdaw		9,930,000-20,800,000	Pairs	Stable			
<i>Coturnix coturnix</i>	Common Quail	3	3,320,000-6,720,000	Males	Fluctuating			
<i>Crex crex</i>	Corncrake	2	1,290,000-2,120,000	Males	Stable			
<i>Cuculus canorus</i>	Common Cuckoo		5,960,000-10,800,000	Males	Stable			
<i>Cuculus saturatus</i>	Oriental Cuckoo		250,000-700,000	Males	Stable			
<i>Cursorius cursor</i>	Cream-coloured Courser	3	450-2,800	Individuals	Unknown			
<i>Cyanecula svecica</i>	Bluethroat		4,460,000-7,760,000	Pairs	Stable			
<i>Cyanistes caeruleus</i>	Eurasian Blue Tit		29,300,000-50,500,000	Pairs	Increasing			
<i>Cyanistes cyanus</i>	Azure Tit	3	3,900-15,800	Pairs	Decreasing			
<i>Cyanistes teneriffae</i>	African Blue Tit		20,000-100,000	Pairs	Unknown			
<i>Cyanopica cooki</i>	Iberian Azure-winged Magpie		2,670,000-4,460,000	Pairs	Increasing			
<i>Cygnus columbianus</i>	Tundra Swan	3	5,000-6,000	Pairs	Decreasing	19,600-25,200	Individuals	Decreasing
<i>Cygnus cygnus</i>	Whooper Swan		25,300-32,800	Pairs	Increasing	99,500-136,000	Individuals	Increasing
<i>Cygnus olor</i>	Mute Swan		83,400-116,000	Pairs	Increasing	204,000-348,000	Individuals	Stable
<i>Delichon urbicum</i>	Northern House Martin	2	11,200,000-23,600,000	Pairs	Decreasing			
<i>Dendrocopos leucotos</i>	White-backed Woodpecker		232,000-586,000	Pairs	Stable			
<i>Dendrocopos major</i>	Great Spotted Woodpecker		12,900,000-19,300,000	Pairs	Increasing			
<i>Dendrocopos syriacus</i>	Syrian Woodpecker		281,000-653,000	Pairs	Stable			
<i>Dryobates minor</i>	Lesser Spotted Woodpecker		491,000-1,050,000	Pairs	Stable			
<i>Dryocopus martius</i>	Black Woodpecker		1,110,000-1,820,000	Pairs	Stable			
<i>Egretta garzetta</i>	Little Egret		66,700-84,800	Pairs	Decreasing	30,900-40,100	Individuals	Increasing
<i>Elanus caeruleus</i>	Black-winged Kite	3	1,100-2,600	Pairs	Increasing			
<i>Emberiza aureola</i>	Yellow-breasted Bunting	1	60-300	Pairs	Decreasing			

Scientific name	English name	SPEC	BREEDING			WINTERING		
			Size	Units	Trend	Size	Units	Trend
<i>Emberiza bruniceps</i>	Red-headed Bunting		2,300-7,000	Pairs	Increasing			
<i>Emberiza buchanani</i>	Grey-necked Bunting		6,200-18,600	Pairs	Stable			
<i>Emberiza caesia</i>	Cretzschmar's Bunting		115,000-225,000	Pairs	Stable			
<i>Emberiza calandra</i>	Corn Bunting	2	18,300,000-31,300,000	Pairs	Stable			
<i>Emberiza cia</i>	Rock Bunting		1,930,000-4,230,000	Pairs	Increasing			
<i>Emberiza cineracea</i>	Cinereous Bunting	1	3,200-5,700	Pairs	Decreasing			
<i>Emberiza cirius</i>	Cirl Bunting		2,490,000-4,650,000	Pairs	Stable			
<i>Emberiza citrinella</i>	Yellowhammer	2	18,300,000-28,000,000	Pairs	Decreasing			
<i>Emberiza hortulana</i>	Ortolan Bunting	2	3,330,000-7,070,000	Pairs	Decreasing			
<i>Emberiza leucocephalos</i>	Pine Bunting		50-120	Pairs	Unknown			
<i>Emberiza melanocephala</i>	Black-headed Bunting		2,470,000-8,160,000	Pairs	Decreasing			
<i>Emberiza pallasi</i>	Pallas's Bunting		500-1,500	Pairs	Unknown			
<i>Emberiza pusilla</i>	Little Bunting		3,010,000-5,540,000	Pairs	Unknown			
<i>Emberiza rustica</i>	Rustic Bunting	1	681,000-831,000	Pairs	Decreasing			
<i>Emberiza schoeniclus</i>	Reed Bunting		4,060,000-7,020,000	Pairs	Decreasing			
<i>Eremophila alpestris</i>	Horned Lark		2,140,000-6,510,000	Pairs	Stable			
<i>Erithacus rubecula</i>	European Robin		58,700,000-90,500,000	Pairs	Increasing			
<i>Eudromias morinellus</i>	Eurasian Dotterel		12,800-48,400	Males	Decreasing			
<i>Falco biarmicus</i>	Lanner Falcon	3	430-840	Pairs	Decreasing			
<i>Falco cherrug</i>	Saker Falcon	1	350-500	Pairs	Increasing			
<i>Falco columbarius</i>	Merlin		32,000-51,600	Pairs	Unknown	4,500-9,500	Individuals	Unknown
<i>Falco eleonorae</i>	Eleonora's Falcon		14,300-14,500	Pairs	Increasing			
<i>Falco naumanni</i>	Lesser Kestrel	3	30,500-38,000	Pairs	Increasing			
<i>Falco peregrinus</i>	Peregrine Falcon		14,900-28,800	Pairs	Increasing			
<i>Falco rusticolus</i>	Gyrfalcon	3	1,100-1,900	Pairs	Stable			
<i>Falco subbuteo</i>	Eurasian Hobby		92,100-147,000	Pairs	Stable			
<i>Falco tinnunculus</i>	Common Kestrel	3	409,000-603,000	Pairs	Decreasing			
<i>Falco vespertinus</i>	Red-footed Falcon	1	30,300-63,400	Pairs	Decreasing			
<i>Ficedula albicollis</i>	Collared Flycatcher		1,530,000-3,090,000	Pairs	Increasing			
<i>Ficedula hypoleuca</i>	European Pied Flycatcher		12,500,000-19,400,000	Pairs	Unknown			
<i>Ficedula parva</i>	Red-breasted Flycatcher		3,290,000-5,090,000	Pairs	Increasing			
<i>Ficedula semitorquata</i>	Semi-collared Flycatcher	2	21,400-87,300	Pairs	Unknown			
<i>Francolinus francolinus</i>	Black Francolin	3	8,000-21,000	Pairs	Fluctuating			
<i>Fratercula arctica</i>	Atlantic Puffin	1	4,770,000-5,780,000	Pairs	Decreasing			
<i>Fringilla coelebs</i>	Common Chaffinch		185,000,000-269,000,000	Pairs	Stable			
<i>Fringilla montifringilla</i>	Brambling	3	15,200,000-24,000,000	Pairs	Decreasing			
<i>Fringilla polatzeki</i>	Gran Canaria Blue Chaffinch	1	120-132	Pairs	Increasing			
<i>Fringilla teydea</i>	Tenerife Blue Chaffinch	1	1,000-2,500	Pairs	Increasing			
<i>Fulica atra</i>	Common Coot	3	945,000-1,550,000	Pairs	Decreasing	2,860,000-4,620,000	Individuals	Fluctuating
<i>Fulica cristata</i>	Red-knobbed Coot	3	25-85	Pairs	Fluctuating	80-90	Individuals	Fluctuating
<i>Fulmarus glacialis</i>	Northern Fulmar	3	3,380,000-3,500,000	Pairs	Decreasing			
<i>Galerida cristata</i>	Crested Lark	3	17,700,000-24,500,000	Pairs	Decreasing			
<i>Galerida theklae</i>	Thekla's Lark		1,750,000-2,840,000	Pairs	Increasing			
<i>Gallinago gallinago</i>	Common Snipe	3	2,670,000-5,060,000	Pairs	Decreasing	1,130,000-1,160,000	Individuals	Unknown
<i>Gallinago media</i>	Great Snipe	1	62,500-145,000	Males	Decreasing			
<i>Gallinago stenura</i>	Pintail Snipe		2,000-5,000	Pairs	Fluctuating			
<i>Gallinula chloropus</i>	Common Moorhen		909,000-1,440,000	Pairs	Stable			
<i>Garrulus glandarius</i>	Eurasian Jay		7,480,000-14,600,000	Pairs	Increasing			
<i>Gavia adamsii</i>	Yellow-billed Loon	1	10	Pairs	Unknown	1,000	Individuals	Unknown
<i>Gavia arctica</i>	Arctic Loon	3	53,800-87,800	Pairs	Decreasing	9,900-14,500	Individuals	Fluctuating
<i>Gavia immer</i>	Common Loon	3	700-1,300	Pairs	Unknown	5,100-6,300	Individuals	Decreasing
<i>Gavia stellata</i>	Red-throated Loon	3	42,100-93,000	Pairs	Unknown	42,400-44,000	Individuals	Increasing
<i>Gelochelidon nilotica</i>	Common Gull-billed Tern	3	16,600-21,200	Pairs	Increasing			
<i>Geronticus eremita</i>	Northern Bald Ibis	1	0	Pairs	n/a			
<i>Glareola nordmanni</i>	Black-winged Pratincole	1	6,000-7,100	Pairs	Decreasing			
<i>Glareola pratincola</i>	Collared Pratincole	3	7,800-14,900	Pairs	Decreasing			
<i>Glaucidium passerinum</i>	Eurasian Pygmy-owl		99,600-195,000	Pairs	Stable			
<i>Grus grus</i>	Common Crane		113,000-185,000	Pairs	Increasing	224,000-286,000	Individuals	Increasing
<i>Gymnoris xanthocolis</i>	Chestnut-shouldered Bush-sparrow		500-2,000	Pairs	Stable			
<i>Gypaetus barbatus</i>	Bearded Vulture	1	580-790	Pairs	Decreasing			
<i>Gyps fulvus</i>	Griffon Vulture		32,400-34,400	Pairs	Increasing			
<i>Haematopus ostralegus</i>	Eurasian Oystercatcher	1	284,000-354,000	Pairs	Decreasing	846,000-902,000	Individuals	Decreasing
<i>Halcyon smyrnensis</i>	White-breasted Kingfisher	3	170-260	Pairs	Decreasing			

Scientific name	English name	SPEC	BREEDING			WINTERING		
			Size	Units	Trend	Size	Units	Trend
<i>Haliaeetus albicilla</i>	White-tailed Sea-eagle		9,000-12,300	Pairs	Increasing	7,500-13,000	Individuals	Increasing
<i>Hieraaetus pennatus</i>	Booted Eagle		23,100-29,100	Pairs	Fluctuating			
<i>Himantopus himantopus</i>	Black-winged Stilt		53,900-75,700	Pairs	Stable	10,300-13,100	Individuals	Decreasing
<i>Hippolais icterina</i>	Icterine Warbler		3,720,000-6,500,000	Pairs	Increasing			
<i>Hippolais languida</i>	Upcher's Warbler		13,500-36,600	Pairs	Stable			
<i>Hippolais olivetorum</i>	Olive-tree Warbler		10,800-25,000	Pairs	Stable			
<i>Hippolais polyglotta</i>	Melodious Warbler		2,330,000-3,750,000	Pairs	Increasing			
<i>Hirundo rustica</i>	Barn Swallow	3	29,000,000-48,700,000	Pairs	Decreasing			
<i>Histrionicus histrionicus</i>	Harlequin Duck	3	4,000-7,000	Pairs	Unknown	22,000-26,000	Individuals	Unknown
<i>Hydrobates castro</i>	Band-rumped Storm-petrel	3	6,600-6,900	Pairs	Unknown			
<i>Hydrobates leucorhous</i>	Leach's Storm-petrel	1	213,000-287,000	Pairs	Unknown			
<i>Hydrobates monteiroi</i>	Monteiro's Storm-petrel	1	250-300	Pairs	Increasing			
<i>Hydrobates pelagicus</i>	European Storm-petrel		438,000-514,000	Pairs	Unknown			
<i>Hydrocoloeus minutus</i>	Little Gull	3	23,700-45,200	Pairs	Decreasing	4,500-10,900	Individuals	Unknown
<i>Hydroprogne caspia</i>	Caspian Tern		11,800-14,800	Pairs	Increasing			
<i>Iduna caligata</i>	Booted Warbler		70,100-150,000	Pairs	Increasing			
<i>Iduna opaca</i>	Isabelline Warbler	3	5,200	Pairs	Decreasing			
<i>Iduna pallida</i>	Olivaceous Warbler		3,260,000-6,560,000	Pairs	Stable			
<i>Iduna rama</i>	Sykes's Warbler		1,000-10,000	Pairs	Increasing			
<i>Irania gutturalis</i>	White-throated Robin		406,000-917,000	Pairs	Stable			
<i>Ixobrychus minutus</i>	Common Little Bittern	3	63,100-111,000	Pairs	Stable			
<i>Jynx torquilla</i>	Eurasian Wryneck	3	674,000-1,600,000	Pairs	Increasing			
<i>Ketupa zeylonensis</i>	Brown Fish-owl	3	50-80	Pairs	Decreasing			
<i>Lagopus lagopus</i>	Willow Grouse	3	1,010,000-2,150,000	Pairs	Decreasing			
<i>Lagopus muta</i>	Rock Ptarmigan	3	257,000-1,010,000	Pairs	Decreasing			
<i>Lanius collurio</i>	Red-backed Shrike	2	7,440,000-14,300,000	Pairs	Stable			
<i>Lanius excubitor</i>	Great Grey Shrike	3	68,000-176,000	Pairs	Stable			
<i>Lanius meridionalis</i>	Iberian Grey Shrike	2	370,000-646,000	Pairs	Decreasing			
<i>Lanius minor</i>	Lesser Grey Shrike	2	331,000-896,000	Pairs	Decreasing			
<i>Lanius nubicus</i>	Masked Shrike	2	36,300-105,000	Pairs	Decreasing			
<i>Lanius senator</i>	Woodchat Shrike	2	1,930,000-3,110,000	Pairs	Decreasing			
<i>Larus argentatus</i>	European Herring Gull	2	685,000-809,000	Pairs	Decreasing			
<i>Larus armenicus</i>	Armenian Gull	1	19,000-29,000	Pairs	Decreasing	10,100-17,600	Individuals	Stable
<i>Larus audouinii</i>	Audouin's Gull		21,600-22,000	Pairs	Fluctuating			
<i>Larus cachinnans</i>	Caspian Gull		54,100-87,500	Pairs	Increasing	74,100-170,000	Individuals	Unknown
<i>Larus canus</i>	Mew Gull		640,000-1,080,000	Pairs	Decreasing	366,000-479,000	Individuals	Uncertain
<i>Larus fuscus</i>	Lesser Black-backed Gull		394,000-460,000	Pairs	Increasing	335,000-336,000	Individuals	Increasing
<i>Larus genei</i>	Slender-billed Gull		35,900-57,300	Pairs	Decreasing			
<i>Larus glaucooides</i>	Iceland Gull		50,000-100,000	Pairs	Stable	300,000-500,000	Individuals	Stable
<i>Larus hyperboreus</i>	Glaucous Gull		46,500-135,000	Pairs	Stable	300,000-500,000	Individuals	Stable
<i>Larus ichthyaetus</i>	Pallas's Gull		25,100-28,300	Pairs	Fluctuating			
<i>Larus marinus</i>	Great Black-backed Gull		118,000-133,000	Pairs	Decreasing			
<i>Larus melanocephalus</i>	Mediterranean Gull		118,000-328,000	Pairs	Decreasing	32,200-55,700	Individuals	Increasing
<i>Larus michahellis</i>	Yellow-legged Gull		409,000-534,000	Pairs	Increasing	434,000-527,000	Individuals	Uncertain
<i>Larus ridibundus</i>	Black-headed Gull		1,340,000-1,990,000	Pairs	Fluctuating	1,200,000-1,480,000	Individuals	Uncertain
<i>Leiopicus medius</i>	Middle Spotted Woodpecker		301,000-678,000	Pairs	Increasing			
<i>Limosa lapponica</i>	Bar-tailed Godwit	1	3,700-9,000	Pairs	Unknown	108,000-158,000	Individuals	Increasing
<i>Limosa limosa</i>	Black-tailed Godwit	1	102,000-149,000	Pairs	Decreasing	131,000-188,000	Individuals	Increasing
<i>Linaria cannabina</i>	Common Linnet	2	17,600,000-31,900,000	Pairs	Decreasing			
<i>Linaria flavirostris</i>	Twite		164,000-756,000	Pairs	Decreasing			
<i>Locustella fluviatilis</i>	River Warbler		2,330,000-5,360,000	Pairs	Increasing			
<i>Locustella lanceolata</i>	Lanceolated Warbler		30,000-60,000	Pairs	Unknown			
<i>Locustella luscinioides</i>	Savi's Warbler		281,000-474,000	Pairs	Unknown			
<i>Locustella naevia</i>	Common Grasshopper-warbler		916,000-1,620,000	Pairs	Increasing			
<i>Lophophanes cristatus</i>	Crested Tit		5,450,000-9,810,000	Pairs	Decreasing			
<i>Loxia curvirostra</i>	Red Crossbill		9,100,000-17,300,000	Pairs	Fluctuating			
<i>Loxia leucoptera</i>	Two-barred Crossbill		1,500,000-4,260,000	Pairs	Fluctuating			
<i>Loxia pytyopsittacus</i>	Parrot Crossbill		424,000-1,560,000	Pairs	Fluctuating			
<i>Loxia scotica</i>	Scottish Crossbill	2	4,100-11,400	Pairs	Unknown			
<i>Lullula arborea</i>	Woodlark	2	1,890,000-3,890,000	Pairs	Increasing			
<i>Luscinia luscinia</i>	Thrush Nightingale		3,780,000-6,360,000	Pairs	Stable			
<i>Luscinia megarhynchos</i>	Common Nightingale		10,700,000-20,300,000	Pairs	Increasing			
<i>Lymnocyptes minimus</i>	Jack Snipe		19,600-44,100	Pairs	Stable			

Scientific name	English name	SPEC	BREEDING			WINTERING		
			Size	Units	Trend	Size	Units	Trend
<i>Lyrurus mlokosiewiczzi</i>	Caucasian Grouse	1	11,500-25,500	Males	Unknown			
<i>Lyrurus tetrix</i>	Black Grouse	3	1,220,000-2,040,000	Males	Increasing			
<i>Mareca penelope</i>	Eurasian Wigeon		469,000-645,000	Pairs	Stable	1,980,000-2,610,000	Individuals	Fluctuating
<i>Mareca strepera</i>	Gadwall		75,400-125,000	Pairs	Increasing	155,000-263,000	Individuals	Increasing
<i>Marmaronetta angustirostris</i>	Marbled Teal	1	330-1,150	Pairs	Decreasing	550-3,500	Individuals	Fluctuating
<i>Melanitta fusca</i>	Velvet Scoter	1	72,200-94,900	Pairs	Decreasing	322,000-549,000	Individuals	Fluctuating
<i>Melanitta nigra</i>	Common Scoter		107,000-131,000	Pairs	Unknown	682,000-805,000	Individuals	Increasing
<i>Melanocorypha bimaculata</i>	Bimaculated Lark		1,020,000-2,050,000	Pairs	Stable			
<i>Melanocorypha calandra</i>	Calandra Lark	3	10,300,000-21,900,000	Pairs	Decreasing			
<i>Melanocorypha yeltoniensis</i>	Black Lark	3	50-100	Pairs	Decreasing			
<i>Mergellus albellus</i>	Smew	3	9,200-17,600	Pairs	Increasing	31,500-65,000	Individuals	Fluctuating
<i>Mergus merganser</i>	Goosander		66,800-103,000	Pairs	Stable	134,000-204,000	Individuals	Decreasing
<i>Mergus serrator</i>	Red-breasted Merganser	3	70,100-120,000	Pairs	Decreasing	87,700-135,000	Individuals	Uncertain
<i>Merops apiaster</i>	European Bee-eater		2,800,000-5,050,000	Pairs	Stable			
<i>Merops persicus</i>	Blue-cheeked Bee-eater		5,300-15,500	Pairs	Increasing			
<i>Microcarbo pygmaeus</i>	Pygmy Cormorant		37,600-50,400	Pairs	Increasing	45,000-101,000	Individuals	Increasing
<i>Milvus migrans</i>	Black Kite	3	81,200-109,000	Pairs	Uncertain			
<i>Milvus milvus</i>	Red Kite	1	25,200-33,400	Pairs	Decreasing			
<i>Monticola saxatilis</i>	Rufous-tailed Rock-thrush	3	88,900-283,000	Pairs	Decreasing			
<i>Monticola solitarius</i>	Blue Rock-thrush		110,000-237,000	Pairs	Unknown			
<i>Montifringilla nivalis</i>	White-winged Snowfinch		129,000-568,000	Pairs	Stable			
<i>Morus bassanus</i>	Northern Gannet		323,000	Pairs	Increasing			
<i>Motacilla alba</i>	White Wagtail		16,900,000-27,600,000	Pairs	Uncertain			
<i>Motacilla cinerea</i>	Grey Wagtail		689,000-1,980,000	Pairs	Uncertain			
<i>Motacilla citreola</i>	Citrine Wagtail		162,000-373,000	Pairs	Increasing			
<i>Motacilla flava</i>	Western Yellow Wagtail	3	9,630,000-16,000,000	Pairs	Decreasing			
<i>Muscicapa striata</i>	Spotted Flycatcher	2	14,900,000-22,700,000	Pairs	Stable			
<i>Neophron percnopterus</i>	Egyptian Vulture	1	3,000-4,700	Pairs	Decreasing			
<i>Netta rufina</i>	Red-crested Pochard		27,500-43,000	Pairs	Uncertain	103,000-645,000	Individuals	Stable
<i>Nucifraga caryocatactes</i>	Northern Nutcracker		370,000-1,100,000	Pairs	Stable			
<i>Numenius arquata</i>	Eurasian Curlew	1	212,000-292,000	Pairs	Decreasing	480,000-625,000	Individuals	Fluctuating
<i>Numenius phaeopus</i>	Whimbrel		343,000-402,000	Pairs	Stable			
<i>Numenius tenuirostris</i>	Slender-billed Curlew	1	0	n/a	n/a	1-2	Individuals	Unknown
<i>Nycticorax nycticorax</i>	Black-crowned Night-heron	3	60,000-86,100	Pairs	Decreasing			
<i>Oenanthe chrysopygia</i>	Red-tailed Wheatear		20-30	Pairs	Unknown			
<i>Oenanthe cyprica</i>	Cyprus Wheatear		40,000-100,000	Pairs	Stable			
<i>Oenanthe deserti</i>	Desert Wheatear		110-1,100	Pairs	Unknown			
<i>Oenanthe finschii</i>	Finsch's Wheatear		102,000-312,000	Pairs	Stable			
<i>Oenanthe hispanica</i>	Black-eared Wheatear		1,280,000-3,680,000	Pairs	Stable			
<i>Oenanthe isabellina</i>	Isabelline Wheatear		2,060,000-6,230,000	Pairs	Stable			
<i>Oenanthe leucura</i>	Black Wheatear	3	6,500-6,900	Pairs	Decreasing			
<i>Oenanthe oenanthe</i>	Northern Wheatear	3	5,280,000-15,800,000	Pairs	Stable			
<i>Oenanthe pleschanka</i>	Pied Wheatear		23,700-107,000	Pairs	Stable			
<i>Oenanthe xanthopyrna</i>	Kurdish Wheatear	3	600-2,000	Pairs	Stable			
<i>Oriolus oriolus</i>	Eurasian Golden Oriole		4,370,000-8,020,000	Pairs	Uncertain			
<i>Otis tarda</i>	Great Bustard	1	17,100-20,800	Males	Decreasing			
<i>Otus brucei</i>	Pallid Scops-owl	3	50-250	Pairs	Decreasing			
<i>Otus scops</i>	Eurasian Scops-owl	2	232,000-393,000	Pairs	Uncertain			
<i>Oxyura leucocephala</i>	White-headed Duck	1	250-610	Pairs	Decreasing	7,500-15,900	Individuals	Stable
<i>Pagophila eburnea</i>	Ivory Gull	1	12,700-16,500	Pairs	Fluctuating			
<i>Pandion haliaetus</i>	Osprey		8,400-12,300	Pairs	Increasing			
<i>Panurus biarmicus</i>	Bearded Reedling		232,000-437,000	Pairs	Uncertain			
<i>Parus major</i>	Great Tit		65,100,000-106,000,000	Pairs	Increasing			
<i>Passer domesticus</i>	House Sparrow	3	134,000,000-196,000,000	Pairs	Decreasing			
<i>Passer hispaniolensis</i>	Spanish Sparrow		3,937,000-9,571,000	Pairs	Stable			
<i>Passer italiae</i>	Italian Sparrow	2	2,173,000-3,629,000	Pairs	Decreasing			
<i>Passer moabiticus</i>	Dead Sea Sparrow	3	1,000-3,000	Pairs	Decreasing			
<i>Passer montanus</i>	Eurasian Tree Sparrow	3	24,000,000-38,200,000	Pairs	Stable			
<i>Pastor roseus</i>	Rosy Starling		61,300-230,000	Pairs	Fluctuating			
<i>Pelagodroma marina</i>	White-faced Storm-petrel	3	77,800-111,000	Pairs	Decreasing			
<i>Pelecanus crispus</i>	Dalmatian Pelican	1	3,000-3,600	Pairs	Increasing	3,300-11,300	Individuals	Fluctuating
<i>Pelecanus onocrotalus</i>	Great White Pelican	3	4,900-5,600	Pairs	Increasing			
<i>Perdix perdix</i>	Grey Partridge	2	1,380,000-2,670,000	Pairs	Decreasing			

Scientific name	English name	SPEC	BREEDING			WINTERING		
			Size	Units	Trend	Size	Units	Trend
<i>Periparus ater</i>	Coal Tit		15,900,000-28,800,000	Pairs	Increasing			
<i>Perisoreus infaustus</i>	Siberian Jay		430,000-761,000	Pairs	Stable			
<i>Pernis apivorus</i>	European Honey-buzzard		118,000-171,000	Pairs	Decreasing			
<i>Petronia petronia</i>	Rock Sparrow		2,140,000-4,620,000	Pairs	Stable			
<i>Phalacrocorax aristotelis</i>	European Shag	2	76,300-78,500	Pairs	Decreasing			
<i>Phalacrocorax carbo</i>	Great Cormorant		401,000-512,000	Pairs	Increasing	571,000-798,000	Individuals	Increasing
<i>Phalaropus fulicarius</i>	Red Phalarope		570-1,700	Males	Unknown			
<i>Phalaropus lobatus</i>	Red-necked Phalarope		295,000-639,000	Males	Stable			
<i>Phasianus colchicus</i>	Common Pheasant		4,140,000-5,370,000	Pairs	Increasing			
<i>Phoenicopterus roseus</i>	Greater Flamingo		45,000-62,400	Pairs	Increasing	172,000-264,000	Individuals	Increasing
<i>Phoenicurus erythrogastrus</i>	White-winged Redstart	3	2,200-6,100	Pairs	Unknown			
<i>Phoenicurus ochruros</i>	Black Redstart		5,760,000-10,000,000	Pairs	Increasing			
<i>Phoenicurus phoenicurus</i>	Common Redstart		9,630,000-15,000,000	Pairs	Increasing			
<i>Phylloscopus bonelli</i>	Western Bonelli's Warbler		2,103,000-2,924,000	Pairs	Increasing			
<i>Phylloscopus borealis</i>	Arctic Warbler		3,700,000-7,000,000	Pairs	Increasing			
<i>Phylloscopus canariensis</i>	Canary Islands Chiffchaff		20,000-100,000	Pairs	Increasing			
<i>Phylloscopus collybita</i>	Common Chiffchaff		41,000,000-59,500,000	Pairs	Stable			
<i>Phylloscopus ibericus</i>	Iberian Chiffchaff		463,000-767,000	Pairs	Increasing			
<i>Phylloscopus inornatus</i>	Yellow-browed Warbler		5,000-20,000	Pairs	Unknown			
<i>Phylloscopus nitidus</i>	Green Warbler		420,000-1,090,000	Pairs	Stable			
<i>Phylloscopus orientalis</i>	Eastern Bonelli's Warbler		27,000-96,000		Uncertain			
<i>Phylloscopus sibilatrix</i>	Wood Warbler		7,060,000-11,100,000	Pairs	Stable			
<i>Phylloscopus sindianus</i>	Mountain Chiffchaff		82,000-320,000	Pairs	Unknown			
<i>Phylloscopus trochiloides</i>	Greenish Warbler		14,000,000-18,600,000	Pairs	Stable			
<i>Phylloscopus trochilus</i>	Willow Warbler	3	62,200,000-97,100,000	Pairs	Decreasing			
<i>Pica pica</i>	Eurasian Magpie		10,300,000-17,800,000	Pairs	Stable			
<i>Picoides tridactylus</i>	Three-toed Woodpecker		598,000-1,450,000	Pairs	Unknown			
<i>Picus canus</i>	Grey-faced Woodpecker		187,000-360,000	Pairs	Stable			
<i>Picus sharpei</i>	Iberian Green Woodpecker	1	246,000-471,000	Pairs	Decreasing			
<i>Picus viridis</i>	Eurasian Green Woodpecker		587,000-1,050,000	Pairs	Increasing			
<i>Pinicola enucleator</i>	Pine Grosbeak		92,300-214,000	Pairs	Fluctuating			
<i>Platalea leucorodia</i>	Eurasian Spoonbill		10,200-15,200	Pairs	Increasing	3,300-4,400	Individuals	Increasing
<i>Plectrophenax nivalis</i>	Snow Bunting		1,230,000-2,310,000	Pairs	Unknown			
<i>Plegadis falcinellus</i>	Glossy Ibis		28,300-37,700	Pairs	Increasing			
<i>Pluvialis apricaria</i>	Eurasian Golden Plover		630,000-860,000	Pairs	Increasing	1,350,000-2,440,000	Individuals	Unknown
<i>Pluvialis squatarola</i>	Grey Plover		5,000-10,000	Pairs	Unknown	123,000-158,000	Individuals	Stable
<i>Podiceps auritus</i>	Horned Grebe	1	6,400-9,200	Pairs	Decreasing	3,700-4,800	Individuals	Fluctuating
<i>Podiceps cristatus</i>	Great Crested Grebe		330,000-498,000	Pairs	Decreasing	292,000-431,000	Individuals	Fluctuating
<i>Podiceps grisegena</i>	Red-necked Grebe		27,700-47,900	Pairs	Increasing	3,700-6,400	Individuals	Unknown
<i>Podiceps nigricollis</i>	Black-necked Grebe		46,400-77,500	Pairs	Unknown	43,800-124,000	Individuals	Fluctuating
<i>Poecile cinctus</i>	Siberian Tit	3	1,170,000-1,950,000	Pairs	Decreasing			
<i>Poecile hyrcanus</i>	Caspian Tit	3	50-200	Pairs	Decreasing			
<i>Poecile lugubris</i>	Sombre Tit		453,000-1,320,000	Pairs	Stable			
<i>Poecile montanus</i>	Willow Tit	3	30,500,000-44,200,000	Pairs	Decreasing			
<i>Poecile palustris</i>	Marsh Tit		2,910,000-5,740,000	Pairs	Stable			
<i>Polysticta stelleri</i>	Steller's Eider	1	5-50	Pairs	Unknown	30,800-41,200	Individuals	Stable
<i>Porphyrio porphyrio</i>	Purple Swamphen		9,600-51,000	Pairs	Fluctuating			
<i>Porzana porzana</i>	Spotted Crane		161,000-251,000	Males	Unknown			
<i>Prinia gracilis</i>	Graceful Prinia		1,000-4,000	Pairs	Fluctuating			
<i>Prunella atrogularis</i>	Black-throated Accentor	3	1,500-2,100	Pairs	Fluctuating			
<i>Prunella collaris</i>	Alpine Accentor		77,900-149,000	Pairs	Uncertain			
<i>Prunella modularis</i>	Dunnock		12,700,000-21,800,000	Pairs	Stable			
<i>Prunella montanella</i>	Siberian Accentor		100-500	Pairs	Unknown			
<i>Prunella ocularis</i>	Radde's Accentor		11,100-33,200	Pairs	Stable			
<i>Pterocles alchata</i>	Pin-tailed Sandgrouse	3	4,200-6,200	Pairs	Increasing			
<i>Pterocles orientalis</i>	Black-bellied Sandgrouse	3	10,400-19,100	Pairs	Decreasing			
<i>Pterodroma deserta</i>	Desertas Petrel	1	160-180	Pairs	Stable			
<i>Pterodroma madeira</i>	Zino's Petrel	1	65-80	Pairs	Increasing			
<i>Ptyonoprogne rupestris</i>	Eurasian Crag Martin		182,000-342,000	Pairs	Stable			
<i>Puffinus lherminieri</i>	Audubon's Shearwater	3	2,900-3,800	Pairs	Decreasing			
<i>Puffinus mauretanicus</i>	Balearic Shearwater	1	3,200	Pairs	Decreasing			
<i>Puffinus puffinus</i>	Manx Shearwater		342,000-393,000	Pairs	Unknown			
<i>Puffinus yelkouan</i>	Yelkouan Shearwater	1	19,400-31,200	Pairs	Uncertain			



Scientific name	English name	SPEC	BREEDING			WINTERING		
			Size	Units	Trend	Size	Units	Trend
<i>Pycnonotus xanthopygos</i>	White-spectacled Bulbul		6,000-18,000	Pairs	Increasing			
<i>Pyrrhonorax graculus</i>	Yellow-billed Chough		108,000-253,000	Pairs	Stable			
<i>Pyrrhonorax pyrrhonorax</i>	Red-billed Chough	3	40,500-86,400	Pairs	Decreasing			
<i>Pyrrhula murina</i>	Azores Bullfinch	1	230-760	Pairs	Stable			
<i>Pyrrhula pyrrhula</i>	Eurasian Bullfinch		7,650,000-13,000,000	Pairs	Stable			
<i>Rallus aquaticus</i>	Western Water Rail		157,000-346,000	Pairs	Uncertain			
<i>Recurvirostra avosetta</i>	Pied Avocet		58,400-74,300	Pairs	Fluctuating	56,000-94,500	Individuals	Increasing
<i>Regulus ignicapilla</i>	Common Firecrest		4,180,000-7,110,000	Pairs	Stable			
<i>Regulus madeirensis</i>	Madeira Firecrest		50,000-100,000	Pairs	Increasing			
<i>Regulus regulus</i>	Goldcrest	2	20,000,000-37,000,000	Pairs	Decreasing			
<i>Remiz pendulinus</i>	Eurasian Penduline-tit		219,000-443,000	Pairs	Uncertain			
<i>Rhodopechys sanguineus</i>	Eurasian Crimson-winged Finch		51,500-211,000	Pairs	Stable			
<i>Rhodospiza obsoleta</i>	Desert Finch		3,000-6,000	Pairs	Stable			
<i>Rhodostethia rosea</i>	Ross's Gull		0-5	Pairs	Fluctuating			
<i>Riparia riparia</i>	Collared Sand Martin	3	3,640,000-8,000,000	Pairs	Uncertain			
<i>Rissa tridactyla</i>	Black-legged Kittiwake	3	1,730,000-2,200,000	Pairs	Decreasing			
<i>Saxicola dacotiae</i>	Fuerteventura Stonechat	1	13,400-15,500	Individuals	Unknown			
<i>Saxicola rubetra</i>	Whinchat	2	6,470,000-10,700,000	Pairs	Decreasing			
<i>Saxicola torquatus</i>	Common Stonechat		5,790,000-9,310,000	Pairs	Decreasing			
<i>Scolopax rusticola</i>	Eurasian Woodcock		6,890,000-8,710,000	Males	Stable			
<i>Serinus canaria</i>	Island Canary		1,500,000-2,520,000	Pairs	Unknown			
<i>Serinus pusillus</i>	Red-fronted Serin		280,000-845,000	Pairs	Stable			
<i>Serinus serinus</i>	European Serin	2	20,900,000-31,500,000	Pairs	Decreasing			
<i>Sitta europaea</i>	Eurasian Nuthatch		10,700,000-21,400,000	Pairs	Increasing			
<i>Sitta krueperi</i>	Krueper's Nuthatch	2	121,000-451,000	Pairs	Decreasing			
<i>Sitta neumayer</i>	Western Rock Nuthatch		1,030,000-5,080,000	Pairs	Stable			
<i>Sitta tephronota</i>	Eastern Rock Nuthatch		16,600-53,500	Pairs	Stable			
<i>Sitta whiteheadi</i>	Corsican Nuthatch	1	1,500-2,200	Pairs	Decreasing			
<i>Somateria mollissima</i>	Common Eider	1	791,000-955,000	Pairs	Decreasing	2,480,000-3,860,000	Individuals	Decreasing
<i>Somateria spectabilis</i>	King Eider		37,500-45,500	Pairs	Unknown	377,000-607,000	Individuals	Stable
<i>Spatula clypeata</i>	Northern Shoveler		170,000-233,000	Pairs	Stable	242,000-406,000	Individuals	Increasing
<i>Spatula querquedula</i>	Garganey	3	352,000-524,000	Pairs	Decreasing			
<i>Spilopelia senegalensis</i>	Laughing Dove		61,500-204,000	Pairs	Increasing			
<i>Spinus spinus</i>	Eurasian Siskin		13,600,000-21,100,000	Pairs	Fluctuating			
<i>Stercorarius longicaudus</i>	Long-tailed Jaeger		19,800-53,000	Pairs	Fluctuating			
<i>Stercorarius parasiticus</i>	Arctic Jaeger		39,900-56,200	Pairs	Unknown			
<i>Stercorarius pomarinus</i>	Pomarine Jaeger		20,000	Pairs	Unknown			
<i>Sterna dougallii</i>	Roseate Tern	3	2,300-2,900	Pairs	Increasing			
<i>Sterna hirundo</i>	Common Tern		316,000-605,000	Pairs	Increasing			
<i>Sterna paradisaea</i>	Arctic Tern		564,000-906,000	Pairs	Uncertain			
<i>Sternula albifrons</i>	Little Tern	3	36,000-53,000	Pairs	Uncertain			
<i>Streptopelia decaocto</i>	Eurasian Collared-dove		7,910,000-14,400,000	Pairs	Increasing			
<i>Streptopelia turtur</i>	European Turtle-dove	1	3,150,000-5,940,000	Pairs	Decreasing			
<i>Strix aluco</i>	Tawny Owl		535,000-939,000	Pairs	Uncertain			
<i>Strix nebulosa</i>	Great Grey Owl	3	1,900-7,500	Pairs	Increasing			
<i>Strix uralensis</i>	Ural Owl		50,000-143,000	Pairs	Increasing			
<i>Sturnus unicolor</i>	Spotless Starling		23,900,000-30,600,000	Pairs	Increasing			
<i>Sturnus vulgaris</i>	Common Starling	3	28,800,000-52,400,000	Pairs	Decreasing			
<i>Surnia ulula</i>	Northern Hawk-owl		10,400-53,900	Pairs	Unknown			
<i>Sylvia atricapilla</i>	Eurasian Blackcap		40,500,000-64,500,000	Pairs	Increasing			
<i>Sylvia balearica</i>	Balearic Warbler		14,000-25,000	Pairs	Stable			
<i>Sylvia borin</i>	Garden Warbler		16,700,000-26,900,000	Pairs	Uncertain			
<i>Sylvia cantillans</i>	Subalpine Warbler		3,340,000-5,230,000	Pairs	Increasing			
<i>Sylvia communis</i>	Common Whitethroat		17,300,000-27,800,000	Pairs	Stable			
<i>Sylvia conspicillata</i>	Spectacled Warbler		166,000-450,000	Pairs	Uncertain			
<i>Sylvia crassirostris</i>	Eastern Orphean Warbler		155,000-353,000	Pairs	Unknown			
<i>Sylvia curruca</i>	Lesser Whitethroat		4,800,000-7,990,000	Pairs	Stable			
<i>Sylvia hortensis</i>	Western Orphean Warbler		119,000-239,000	Pairs	Increasing			
<i>Sylvia melanocephala</i>	Sardinian Warbler		7,650,000-16,100,000	Pairs	Stable			
<i>Sylvia melanothorax</i>	Cyprus Warbler	2	70,000-140,000	Pairs	Decreasing			
<i>Sylvia mystacea</i>	Menetries's Warbler		43,000-125,000	Pairs	Uncertain			
<i>Sylvia nana</i>	Asian Desert Warbler	3	0	Pairs	n/a			
<i>Sylvia nisoria</i>	Barred Warbler		506,000-968,000	Pairs	Uncertain			

Scientific name	English name	SPEC	BREEDING			WINTERING		
			Size	Units	Trend	Size	Units	Trend
<i>Sylvia ruppeli</i>	Rüppell's Warbler		103,000-510,000	Pairs	Decreasing			
<i>Sylvia sarda</i>	Marmora's Warbler		25,000-30,000	Pairs	Unknown			
<i>Sylvia subalpina</i>	Moltoni's Warbler		51,000-132,000	Pairs	Increasing			
<i>Sylvia undata</i>	Dartford Warbler	1	646,000-1,480,000	Pairs	Decreasing			
<i>Syrhaptes paradoxus</i>	Pallas's Sandgrouse		0-10	Pairs	Unknown			
<i>Tachybaptus ruficollis</i>	Little Grebe		129,000-208,000	Pairs	Uncertain	65,400-159,000	Individuals	Fluctuating
<i>Tachymarpis melba</i>	Alpine Swift		151,000-333,000	Pairs	Stable			
<i>Tadorna ferruginea</i>	Ruddy Shelduck	3	17,000-26,500	Pairs	Uncertain	24,100-64,300	Individuals	Increasing
<i>Tadorna tadorna</i>	Common Shelduck		50,800-68,900	Pairs	Increasing	333,000-408,000	Individuals	Increasing
<i>Tarsiger cyanurus</i>	Orange-flanked Bush-robin		20,200-56,500	Pairs	Increasing			
<i>Tetrao urogallus</i>	Western Capercaillie		666,000-1,060,000	Males	Increasing			
<i>Tetraogallus caspius</i>	Caspian Snowcock	2	4,500-10,800	Pairs	Unknown			
<i>Tetraogallus caucasicus</i>	Caucasian Snowcock	2	3,300-16,000	Pairs	Stable			
<i>Tetrax tetrax</i>	Little Bustard	1	60,900-120,000	Males	Decreasing			
<i>Thalasseus sandvicensis</i>	Sandwich Tern		79,900-148,000	Pairs	Fluctuating	3,200-5,500	Individuals	Unknown
<i>Tichodroma muraria</i>	Wallcreeper		29,000-69,700	Pairs	Uncertain			
<i>Tringa erythropus</i>	Spotted Redshank	3	20,500-54,000	Pairs	Decreasing			
<i>Tringa glareola</i>	Wood Sandpiper	3	763,000-1,520,000	Pairs	Fluctuating			
<i>Tringa nebularia</i>	Common Greenshank		98,700-202,000	Pairs	Uncertain			
<i>Tringa ochropus</i>	Green Sandpiper		616,000-1,050,000	Pairs	Stable	3,300-5,700	Individuals	Increasing
<i>Tringa stagnatilis</i>	Marsh Sandpiper		12,100-30,300	Pairs	Unknown			
<i>Tringa totanus</i>	Common Redshank	2	340,000-484,000	Pairs	Decreasing	180,000-203,000	Individuals	Decreasing
<i>Troglodytes troglodytes</i>	Northern Wren		32,700,000-56,500,000	Pairs	Stable			
<i>Turdus atrogularis</i>	Black-throated Thrush		8,000-15,000	Pairs	Stable			
<i>Turdus iliacus</i>	Redwing	1	13,200,000-20,100,000	Pairs	Decreasing			
<i>Turdus merula</i>	Eurasian Blackbird		54,800,000-87,100,000	Pairs	Increasing			
<i>Turdus philomelos</i>	Song Thrush		24,400,000-38,400,000	Pairs	Increasing			
<i>Turdus pilaris</i>	Fieldfare		14,200,000-28,600,000	Pairs	Decreasing			
<i>Turdus torquatus</i>	Ring Ouzel		299,000-598,000	Pairs	Uncertain			
<i>Turdus viscivorus</i>	Mistle Thrush		4,120,000-8,960,000	Pairs	Stable			
<i>Turnix sylvaticus</i>	Common Buttonquail	3	0	Pairs	Unknown			
<i>Tyto alba</i>	Common Barn-owl	3	111,000-230,000	Pairs	Fluctuating			
<i>Upupa epops</i>	Common Hoopoe		1,300,000-2,760,000	Pairs	Stable			
<i>Uria aalge</i>	Common Murre	3	2,460,000-3,170,000	Individuals	Decreasing			
<i>Uria lomvia</i>	Thick-billed Murre	3	2,720,000-3,690,000	Individuals	Decreasing			
<i>Vanellus gregarius</i>	Sociable Lapwing	1	0-10	Pairs	Decreasing			
<i>Vanellus indicus</i>	Red-wattled Lapwing		50-100	Pairs	Stable			
<i>Vanellus leucurus</i>	White-tailed Lapwing		560-5,100	Pairs	Increasing			
<i>Vanellus spinosus</i>	Spur-winged Lapwing	3	1,100-1,600	Pairs	Stable			
<i>Vanellus vanellus</i>	Northern Lapwing	1	1,590,000-2,580,000	Pairs	Decreasing	3,410,000-4,550,000	Individuals	Decreasing
<i>Xema sabini</i>	Sabine's Gull		1,100-2,100	Pairs	Increasing			
<i>Xenus cinereus</i>	Terek Sandpiper		15,500-50,700	Pairs	Decreasing			
<i>Zapornia parva</i>	Little Crane		55,000-82,900	Males	Stable			
<i>Zapornia pusilla</i>	Baillon's Crane	3	980-1,400	Males	Uncertain			
<i>Zoothera aurea</i>	White's Thrush		80,000-120,000	Pairs	Increasing			



**EUROPEAN BIRDS OF CONSERVATION CONCERN:  
POPULATIONS, TRENDS AND NATIONAL RESPONSIBILITIES**

COMPILED BY

**ANNA STANEVA and IAN BURFIELD**

ON BEHALF OF

**The BirdLife International European and Central Asian Partnership**

WITH SPONSORSHIP FROM

**Lega Italiana per la Protezione degli Uccelli (LIPU)**

**SVS/BirdLife Schweiz**

**Naturschutzbund Deutschland (NABU)**

**Stichting BirdLife Europe**

EDITOR

**GUI-XI YOUNG**

DESIGN AND LAYOUT

**ANDREA CANFORA**

RECOMMENDED CITATION

BirdLife International (2017)

*European birds of conservation concern:  
populations, trends and national responsibilities*  
Cambridge, UK: BirdLife International.

**ISBN 978-1-912086-00-9**

The presentation of material in this publication, and the geographical designations employed, do not imply the expression of any opinion whatsoever on the part of BirdLife International concerning the legal status of any country, territory or area, or concerning the delimitation of its frontiers or boundaries.

**ACKNOWLEDGEMENTS**

The data presented in this report are based on a huge amount of fieldwork carried out by thousands of ornithologists throughout Europe over the last few decades.

Particular thanks are given to the national compilers and contributors who collated and synthesised the data presented here, and to the numerous organisations that they represent or are associated with, such as BirdLife's European and Central Asian Partnership, the European Bird Census Council and Wetlands International.

A much more extensive set of acknowledgements was published in the *European Red List of Birds*, from which these data are derived.

This publication would have not been possible without the generous financial support of several BirdLife Partners: Lega Italiana Protezione Uccelli (LIPU, BirdLife in Italy), SVS/BirdLife Switzerland and Nature and Biodiversity Conservation Union (NABU, BirdLife in Germany). We thank them sincerely, as well as the European Commission for funding the *European Red List of Birds*. For their particular contributions to the production of this publication, we thank the following colleagues:

Hazel Akester, Mark Balman, Sofia Capellán, Roberto Correa, Amy Donnison, Mike Evans, Iván Ramírez, Andy Symes, Marguerite Tarzia and Hannah Wheatley (BirdLife International, Cambridge); Ariel Brunner, Angelo Caserta, Zeynep Karasin, Wouter Langhout, Maxime Paquin, Christopher Sands and Willem Van den Bossche (Stichting BirdLife Europe, Brussels); Claudio Celada and Marco Gustin (LIPU); Konstantin Kreiser and Lars Lachmann (NABU); Werner Müller (SVS/BirdLife Switzerland); Richard Gregory and Steffen Opper (RSPB); and Christina Ieronymidou and Rob Pople (who coordinated the *European Red List of Birds* and made vital contributions to *Birds in Europe 3*).

